

“Sum over Surfaces” form of Loop Quantum Gravity

Michael P. Reisenberger

*Instituto de Física, Universita de la República, Tristán Narvaja 1674, 11200 Montevideo, Uruguay;
Erwin Schrödinger Institute, A-1090 Vienna, Europe.*

Carlo Rovelli*

*Department of Physics and Astronomy, University of Pittsburgh, Pgh Pa 15260, USA;
Center for Gravity and Geometry, Penn State University, State College, Pa 16801, USA;
Erwin Schrödinger Institute, A-1090 Vienna, Europe;
Albert Einstein Institute, Potsdam, D-14473 Berlin, Europe.*

We study the “proper time” quantum propagator of the 3-geometry and show that its perturbation expansion is finite and computable order by order. We give a graphical representation à la Feynman of such expansion and obtain a sum over topologically inequivalent (branched, colored) 2d surfaces in 4d. The contribution of a surface is the product of one factor per each branching point of the surface. Branching points are therefore the elementary vertices of the theory. Their value is determined by the matrix elements of the hamiltonian constraint; we evaluate the vertices explicitly, using Thiemann’s operator.

The formulation we obtain is a continuum version of Reisenberger’s simplicial quantum gravity. Also, it has the same structure as the Crane-Yetter 4d TQFT, with a few key differences that illuminate the relation between quantum gravity and TQFT. Finally, we suggests that certain new terms should be added to the hamiltonian constraint in order to implement a “crossing” symmetry related to 4d diff invariance.

April 26, 2024

I. INTRODUCTION

An old dream in quantum gravity [1] is to define a manifestly spacetime-covariant Feynman-style “sum over trajectories”, sufficiently well defined to yield finite results order by order in some expansion. Indeed, the canonical theory has obtained very encouraging successes in recent years, but it suffers for the well-known lack of transparency of the frozen time formalism, as well as for the difficulty of incorporating the physical observables and for operator ordering ambiguities: three problems related to the lack of manifest 4d covariance. Here, we derive a covariant spacetime formalism *from* the canonical theory. This is of course the path followed by Feynman to introduce his sum over trajectories in the first place [2]. What we obtain is surprising: we obtain a formulation of quantum gravity as a sum over surfaces in spacetime. The surfaces capture the gravitational degrees of freedom. The formulation is “topological” in the sense that one must sum over topologically inequivalent surfaces only, and the contribution of each surface depends only on its topology¹. Such contribution is given by the product of elementary “vertices”, namely points where the surface branches off. The sum turns out to be finite and explicitly computable order by order. The main result of this paper is the construction of this finite “sum over surfaces” formulation of quantum gravity.

Let us sketch here the lines of the construction. Given gravitational data on a spacelike hyper-surface Σ_i , the three-geometry on a surface Σ_f at a proper time T in the future of Σ_i (as measured by freely falling clocks initially at rest), is uniquely determined in the classical theory. It is natural to study the corresponding evolution operator $U(T)$, that propagates states from Σ_i to Σ_f in the quantum theory. This operator, first considered by Teitelboim [3], codes the dynamics of the quantum gravitational field, and is analogous to the Feynman-Nambu proper time propagator [4] for a relativistic particle. Here, we define the operator $U(T)$ in quantum GR, and we expand it in powers of T . We obtain a remarkable result: the expansion is finite order by order. This is our first result.

Next, we construct a graphical representation of the expansion. This is obtained by observing that topologically inequivalent colored 2d surfaces σ in spacetime provide a natural bookkeeping device for the terms of the expansion. We obtain an expression for $U(T)$ as a sum of terms labeled by surfaces σ bounded by initial and final states. A surface σ consists of simple components (2-manifolds), or “faces”, that carry a positive integer or color. Faces meet on

*E-mail: roveli@pitt.edu

¹More precisely: on the diff-invariant properties of the surface.

1d “edges”, colored as well. Edges, in turn, meet at branching points, denoted “vertices”. The weight of each surface in the sum is a product of factors associated to its vertices. The value of a vertex is determined by the hamiltonian constraint, and is given by a simple function (involving Wigner $3n-j$ symbols) of the colors of adjacent faces and edges. This “sum over surfaces” version of the dynamics of quantum general relativity is our second result.

The construction allows us to discuss transformation properties of the hamiltonian constraint under 4d diffeomorphisms (which change the ADM slicing) in a manifestly covariant way. This analysis suggests the addition of certain new terms to the constraint, corresponding to an alternative operator ordering, which implements a “crossing” symmetry at the vertices, with a nice geometrical appeal. Thus, 4d diff invariance may be a key for reducing the present ambiguity in the operator ordering. Furthermore, the new terms seem to prevent some possible problems with locality pointed out by Smolin [5]. The introduction of these new terms in the quantum hamiltonian is our third result.

The idea that one could express the dynamics of quantum gravity in terms of a sum over surfaces has been advocated in the past, particularly by Baez [6] and Reisenberger [7]. On the lattice, a sum over surfaces was recently developed by Reisenberger [8], and has guided us for the continuum case studied here. It is important to emphasize, however, that the present construction is entirely derived from the canonical quantum theory.

The sum over surfaces we obtain has striking similarities with a topological quantum field theory (TQFT). More precisely, it has the very same kinematic as the Crane-Yetter model [9], a 4 dimensional TQFT. In Appendix C we discuss similarities and differences between the two theories. The discussion, we believe, sheds much light over the tantalizing issue [10] of the relation between TQFT and quantum gravity. In particular, we argue that a diff-invariant quantum field theory with an *infinite* number of local (but non-localized) degrees of freedom –as quantum general relativity– can be obtained by replacing the triangulation independence of combinatorial TQFTs with a sum over arbitrarily fine triangulations.

The basis of our construction is loop quantum gravity [11]. The finiteness of the sum-over-surfaces and the picture of a “discretized 4-geometry” that emerges from this work are related to the fact that the geometrical operators area and volume have discrete spectrum. The discreteness of the spectrum of area and volume –and the “quantized” structure of space that such a spectrum suggests– is a central result in nonperturbative quantum gravity, first obtained in [12]. We comment on the relation between space versus spacetime discreteness at the end of Appendix C.

An essential ingredient of our construction is the quantum hamiltonian constraint [13]. In particular, we shall use Thiemann’s hamiltonian constraint [14] (which has density weight 1) and some variants. To our knowledge, Thiemann’s operator is the only one so far considered in the literature which is entirely well defined, and whose matrix elements have been computed explicitly, using the methods developed in [15].

In section II, we summarize the basics of nonperturbative loop quantum gravity. In section III we define the proper time propagator and its expansion. In section IV we show that the proper time propagator can be expressed as a sum over surfaces. In section V we discuss crossing symmetry and the new terms of the hamiltonian constraint. In section VI we summarize and comment our results; in particular, we comment on the relation of this formulation with Hawking’s integral over 4-geometries, and on its intriguing similarity with string theory. In Appendix A we give an example of a computation of 3d diff-invariant scalar product. In Appendix B we compute the vertex explicitly (namely we compute a matrix element of the hamiltonian operator). Appendix C contains the comparison with TQFT. Appendix D is a brief glossary of geometrical term employed.

II. CANONICAL LOOP QUANTUM GRAVITY

A. Kinematic

We start with nonperturbative canonical quantum gravity in the loop representation [11]. The Hilbert space \mathcal{H} of the theory is spanned by the basis $|S\rangle$, where S is a spin network [16]. A spin network is a colored graph Γ embedded in a (fixed) three dimensional compact manifold Σ .² For a fixed choice of a tree-like expansion at the nodes, these states are orthonormal [17,18,15] (see [15] for details on their normalization).

²We recall the definition of coloring of a spin network [15]. Each node of the graph with valence higher than three (more than three adjacent links) is arbitrarily expanded in a tree-like trivalent subgraph. The internal links of the subgraph are denoted virtual links. The coloring of the graph is an assignment of a positive integer to each real or virtual link – in such a way that at every trivalent node the sum of the three colors is even and none of the colors is larger than the sum of the other two. The set of the colorings of the virtual links of a node is also called coloring of the node. A coloring can be thought as an assignment of an irreducible $SU(2)$ representation to each link and of an invariant coupling tensor to each node.

$$\langle S'|S\rangle = \delta_{SS'}; \quad (1)$$

the matrix elements of the change of basis between different nodes' expansion can be derived from equation (A7) in Appendix A.

The dynamics of quantum general relativity is governed by two operators in \mathcal{H} : the Diff constraint operator $C[\vec{N}]$ and the hamiltonian constraint $C_L[N]$. Let us examine them.

B. The Diff constraint and its solutions

For every diffeomorphism $f : \Sigma \rightarrow \Sigma$ (in $Diff_0$, the component of the diffeomorphism group connected to the identity), let $D[f]$ be the operator in \mathcal{H} giving the natural action $f : S \mapsto f \cdot S$ of the diffeomorphism on the spin network states. Namely

$$D[f] |S\rangle = |f \cdot S\rangle. \quad (2)$$

For every vector field \vec{N} on Σ that generates a one parameter family f_t of diffeomorphisms (by $df_t/dt = \vec{N}$, $f_0 = \text{identity}$)³ the Diff constraint is defined by⁴

$$C[\vec{N}] = -i \frac{d}{dt} D[f_t] \Big|_{t=0}; \quad (3)$$

and corresponds to the classical diffeomorphism constraint smeared with Shift function \vec{N} . The space \mathcal{H}_{ph} of the solutions of the diffeomorphism constraints is defined as $\mathcal{H}_{ph} = \frac{\mathcal{H}}{Diff_0}$. It is spanned by a basis $|s\rangle$, where s is an s-knot, namely an equivalence class of spin networks under diffeomorphisms, which define the linear structure of \mathcal{H}_{ph} [11,21]. One can define the scalar product in \mathcal{H}_{ph} by an integration [19,21] over $Diff_0$. If $S \in s$ and $S' \in s'$,

$$\langle s|s'\rangle = \mathcal{N} \int_{Diff_0} [df] \langle f \cdot S|S'\rangle. \quad (4)$$

\mathcal{N} is a normalization factor. Equation (4) is meaningful because the integrand vanishes over most of the integration space (because two spin network states are orthogonal unless they have the same graph) and is constant on a discrete number of regions whose volume is normalized to one by \mathcal{N} . Thus we have

$$\langle s|s'\rangle = \sum_{\rho} \langle \rho S_i|S'\rangle, \quad (5)$$

where the sum is over the (discrete) automorphisms ρ that send the graph and the links' coloring into themselves. See Appendix A for an example, and reference [21] for a rigorous construction. It is useful to view an s-knot state as a group integral of a spin network state:

$$\langle s| = \mathcal{N} \int_{Diff_0} [df] \langle f \cdot S|, \quad (6)$$

where $S \in s$.

³We put an arrow over vectors (\vec{N}); but not over spatial coordinates (x) or diffeomorphisms (f).

⁴Rigorously speaking, $C[\vec{N}]$ is not well defined on \mathcal{H} . This is due to funny (kinematical) inner product (1), in terms of which the action of the diffeomorphism group is not strongly continuous. This fact does not disturb the construction of the theory, because the only role played by $C[\vec{N}]$ is to implement invariance under the finite transformations it generates. These are well defined [21]. Here, it is useful to consider $C[\vec{N}]$ as well, because it plays a role in the formal manipulations below.

C. The hamiltonian constraint

The Hamiltonian constraint that we consider is the density-weight 1 hamiltonian density, smeared with a density-weight 0 Lapse function N . The Lorentzian hamiltonian constraint $C_L[N]$ can be written as the sum of two terms: $C_L[N] = C[N] + V[N]$ [22], where $C_L[N]$ is the Euclidean Hamiltonian constraint. For simplicity we deal here only with the first term. Thus, we are dealing below with Euclidean quantum gravity only. We expect the methods developed here to be extendible to the $V[N]$ term as well, and therefore to Lorentzian GR, using the techniques developed by Thiemann [14].

The definition of $C[N]$ is plagued by ordering ambiguities. Some of these are fixed by 3d diff invariance [13,20]. In section V we will discuss how 4d diff invariance fixes others. For the moment, we recall the form of the operator discussed so far in the literature [13,14,23]. First, the non-symmetric operator $C_{ns}[N]$ is defined as

$$C_{ns}[N] |S\rangle = 2 \sum_{i \in n(S)} N(x_i) \sum_{(JK) \in e(i)} \sum_{\epsilon=\pm 1, \epsilon'=\pm 1} A_{iJK\epsilon\epsilon'}(S) D_{iJK\epsilon\epsilon'} |S\rangle. \quad (7)$$

Here i labels the nodes of S (which form the set $n(S)$); x_i are the coordinates of the node i ; (JK) labels the couples of distinct links adjacent to the node i (these form the set $e(i)$); the operator $D_{iJK\epsilon\epsilon'}$ acts on the spin network by creating two new trivalent nodes i' and i'' on the the two links J and K respectively, connected by a link with color 1, and adds ϵ (resp. ϵ') to the color of the link connecting i and i' (resp. i and i''). This is illustrated in Figure 1.

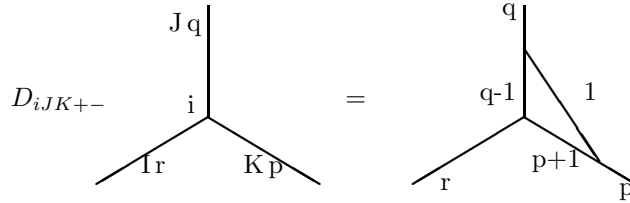


FIG. 1. Action of $D_{iJK\epsilon\epsilon'}$. r, q and p are the colors of the links I, J and K .

The precise location of the nodes and the link added is an arbitrary regularization choice. This form of the hamiltonian constraint, with the specific operator $D_{iJK\epsilon\epsilon'}$ described, was found already in [13]. Surprisingly, the same general form, with the same $D_{iJK\epsilon\epsilon'}$, was found by Thiemann [14] for the density-weight 1 Euclidean hamiltonian constraint from a very different regularization procedure. The two operators differ in their value of the $A_{iJK\epsilon\epsilon'}(S)$ coefficients. However, in [13] these coefficients are obtained from the square root of an infinite dimensional matrix, on which we have very little control. On the other hand, the coefficients $A_{iJK\epsilon\epsilon'}(S)$ of Thiemann's operator are well defined and can actually be computed explicitly. They are functions of the colors of the links adjacent to the node i ; they are finite and can be expressed as products of linear combinations of n - j symbols of $SU(2)$. Some of these coefficients are given in Appendix B. For a complete treatement, see [24].

It is important to notice that Thiemann's operator was derived using the infinite-dimensional differential-geometry techniques first introduced in [25] (see [14] for complete references). These differential techniques were explicitly [25] introduced as a mathematical sistematization of the ideas on loop quantization introduced in [11]. These techniques have shed much light on loop quantum gravity, and represent great progress; they have yielded a rigorous mathematical foundation of the theory, and they have led, among many other important results, to Thiemann's operator. However, the operator itself is a well-defined *algebraic* operator on the spin network basis, and the computation of its matrix elements is easier using algebra than using infinite-dimensional differential-geometry, and in particular utilizing the recoupling theory techniques developed in [15]. The equivalence between the purely algebraic formalism ("loop representation" or "spin network representation") and the differential formalism ("connection representation") is shown in [18,26,27]. The situation is analogous to the two well-known ways of computing the spectrum of the harmonic oscillator: one can use Dirac's *algebraic* technique, in the $|n\rangle$ basis; or, alternatively, one can solve the *differential* Schrödinger equation, in the coordinate basis. Each basis has its own advantages, but the two formalisms are fully equivalent, and there is no sense in which one representation is more "rigorous" than the other. In the same fashion, spectra of area and volume in quantum gravity can be computed either using algebraic techniques (this is the way they were *first* computed and their discreteness was discovered in [12]) or using differential techniques (see [27], and references therein). The resulting spectra are, of course, equal [28].

The full Euclidean hamiltonian constraint $C[N]$ is then defined by symmetrizing $C_{ns}[N]$ ⁵

$$\langle S'|C[N]|S\rangle = \frac{1}{2} (\langle S'|C_{ns}[N]|S\rangle + \langle S|C_{ns}|S'\rangle). \quad (8)$$

Explicitly, we have

$$\begin{aligned} \langle S'|C[N]|S\rangle &= \sum_{i \in n(S)} N(x_i) \sum_{(JK)\epsilon\epsilon'} A_{iJK\epsilon\epsilon'}(S) \langle S'|D_{iJK\epsilon\epsilon'}|S\rangle \\ &+ \sum_{i' \in n(S')} N(x_{i'}) \sum_{(JK)\epsilon\epsilon'} A_{i'JK\epsilon,\epsilon'}(S) \langle S'|D_{i'JK\epsilon\epsilon'}^\dagger|S\rangle \end{aligned} \quad (9)$$

where

$$\langle S'|D_{iJK\epsilon\epsilon'}^\dagger|S\rangle = \langle S|D_{iJK\epsilon\epsilon'}|S'\rangle. \quad (10)$$

Notice that the hamiltonian constraint is “local”, in the following sense. Given a spin network S , we may cut it in two parts, by cutting n links, obtaining two spin networks with open ends \tilde{S} and \hat{S} . Imagine we have two spin networks S_i and S_f that can be cut as \tilde{S}_i and \hat{S}_i , and, respectively, \tilde{S}_f and \hat{S}_f . Imagine that $\hat{S}_i = \hat{S}_f$. Then the matrix elements $\langle S_f|C[N]|S_i\rangle$ do not depend on the “hat” components \hat{S}_i and \hat{S}_f , so we can write

$$\langle S_f|C[N]|S_i\rangle = \langle \tilde{S}_f|C[N]|\tilde{S}_i\rangle. \quad (11)$$

This decomposition will play a role below.

We simplify notation by introducing a single discrete index $\alpha, \beta \dots$ to replace the discrete set of indices $(i, JK, \epsilon, \epsilon')$. For every spin network S , α ranges over a finite set $[S]$ of values, with

$$4 \prod_{i \in n(S)} \frac{v_i(v_i - 1)}{2} \quad (12)$$

values, where v_i is the valence of the node i . We also indicate by x_α the coordinates of the node with index α . Using this, we have

$$\langle S'|C[N]|S\rangle = \sum_{\alpha \in [S]} N(x_\alpha) A_\alpha(S) \langle S'|D_\alpha|S\rangle + \sum_{\beta \in [S']} N(x_\beta) A_\beta(S) \langle S'|D_\beta^\dagger|S\rangle. \quad (13)$$

The hamiltonian constraint transforms covariantly under the diffeomorphisms generated by the diffeo constraint

$$[C[\vec{N}], C[N]] = C[\mathcal{L}_{\vec{N}}N], \quad (14)$$

where $\mathcal{L}_{\vec{N}}$ is the Lie derivative along \vec{N} . Under a finite diffeomorphism f , we have

$$D[f] C[N] D^{-1}[f] = C[N_f], \quad (15)$$

where N_f is the transformed Lapse:

$$N_f(x) \equiv N(f(x)). \quad (16)$$

The transformation properties of $C[N]$ under 4d diffeomorphisms are less clear. In the canonical formalism these are controlled by the commutator of $C[N]$ with itself, which, however, is not fully under control, due to the interplay between regularization and 3d diff invariance [30]. (Notice that in [14] it is shown that the commutator $[C_{ns}[N], C_{ns}[M]]$ vanishes on diff invariant states; the commutator $[C[N], C[M]]$ is more tricky.) In Section IV we suggest a way for addressing these difficulties.

⁵Here we focus on Thiemann’s *symmetric* operator.

III. PROPER TIME EVOLUTION OPERATOR $U(T)$

Consider, as an illustrative example, the Schrödinger equation for a single particle in a potential. If H is the Hamiltonian operator, the equation is formally solved by the evolution operator

$$U(t) = U(t, 0) = e^{-i \int_0^t dt' H(t')} \quad (17)$$

where exponentiation, here and below, is time ordered. The matrix elements of this operator between position eigenstates define the propagator

$$P(\vec{x}, t; \vec{x}', t') = \langle \vec{x} | U(t, t') | \vec{x}' \rangle, \quad (18)$$

from which the solution of the Schrödinger equation with initial data $\psi(\vec{x}', t')$ at t' can be obtained by simple integration

$$\psi(\vec{x}, t) = \int d\vec{x}' P(\vec{x}, t; \vec{x}', t') \psi(\vec{x}', t'). \quad (19)$$

Under suitable conditions, the propagator can be computed by means of a perturbation expansion in the potential, and the expansion has a nice graphical representation.

For a (free) relativistic particle, we have the option between using the above formalism with the relativistic Hamiltonian ($H = \sqrt{\vec{p}^2 + m^2}$), or using a manifestly covariant formalism. This was originally done by Feynman by changing the description of the dynamics: instead of representing motion by means of the evolution of the *three* variables \vec{x} in t , we consider a (“fictitious”) evolution of the *four* variables $x = (\vec{x}, t)$ in the proper time T . This evolution is generated by the operator $H = p^2 - m^2 = (p^0)^2 - \vec{p}^2 - m^2$. The corresponding proper time evolution operator and proper time propagator are

$$U(T) = e^{-i \int_0^T dt' H(t')} \quad (20)$$

and

$$P(\vec{x}, t; \vec{x}', t'; T) = \langle \vec{x}, t | U(T) | \vec{x}', t' \rangle. \quad (21)$$

The relation between this proper time propagator and the physical propagator (which is the quantity we compare experiments with) is given by

$$P(\vec{x}, t; \vec{x}', t') = \int_0^\infty dT P(\vec{x}, t; \vec{x}', t'; T). \quad (22)$$

Or

$$P(\vec{x}, t; \vec{x}', t') = \langle \vec{x}, t | U | \vec{x}', t' \rangle, \quad (23)$$

where

$$U = \int_0^\infty dT U(T). \quad (24)$$

This can be verified by means of a simple calculation. U is the projector on the physical state space, which codes the theory’s dynamics.

Alternatively, one can consider evolution in a fully arbitrary parameter t . Such evolution is generated by $H(t) = N(t)H$, where $N(t)$ is an arbitrary Lapse function. The corresponding evolution operator is

$$U_N = e^{-i \int_0^1 dt N(t) H}, \quad (25)$$

which is related to the physical U by the functional integral

$$U = \int [dN] U_N. \quad (26)$$

This functional integration can be split into two parts by defining the proper time T in terms of the Lapse as

$$T = \int_0^1 N(t) dt. \quad (27)$$

Using this, we can first integrate U_N over all Lapses N having the same T . This yields the proper time propagator $U(T)$. Then we integrate over T to get the physical quantity U . Thus we have

$$U_N \longmapsto U(T) \longmapsto U. \quad (28)$$

We are now going to follow the same path in general relativity. In particular, we will concentrate here on the definition and the computation of the proper time evolution operator $U(T)$ and the corresponding proper time propagator (its matrix elements) for quantum general relativity.

A. Definition and meaning of the proper time propagator in general relativity

In the canonical theory, the (“unphysical” or coordinate-) evolution of the gravitational field is generated by the hamiltonian

$$H_{N,\vec{N}}(t) = \int_{\Sigma} d^3x [N(t,x)C(x) + N^a(t,x)C_a(x)] \equiv C[N(t)] + C[\vec{N}(t)] \quad (29)$$

(units are fixed here by $\hbar = c = 16\pi G_{Newton} = 1$, and we take Σ compact). The quantum evolution operator that evolves from an initial hyper-surface Σ_i at $t = 0$ to a final hyper-surface Σ_f at $t = 1$ is

$$U_{N,\vec{N}} = e^{-i \int_0^1 dt H_{N,\vec{N}}(t)}. \quad (30)$$

We define the proper time evolution operator for quantum gravity as

$$U(T) = \int_{T,*} [dN, d\vec{N}] U_{N,\vec{N}}, \quad (31)$$

where the subscript $\{T, *\}$ means that the integral is over all Shifts and Lapses that satisfy

$$N(x, t) = N(t) \quad (32)$$

$$\int_0^1 dt N(x, t) = T. \quad (33)$$

Notice that T is the proper time separation between Σ_i and Σ_f , defined as the reading on Σ_f of the free falling test clock that started off at rest on Σ_i . This is because if the Lapse is constant the clocks’ geodesics remains normal to the ADM hypersurfaces. We denote the matrix elements of the operator (31)

$$P(s_f, s_i; T) = \langle s_f | U(T) | s_i \rangle \quad (34)$$

as the proper time propagator [3]. In this paper, we focus on this quantity. We compute it as a power expansion in T in the next subsection, and show that it admits a sum over surfaces representation in section IV.

The construction generalizes to a multifingered proper time. In this case, let Σ_f is given by $t = t(x)$. The coordinate time evolution operator from Σ_i to Σ_f at fixed Lapse and Shift is

$$U_{N,\vec{N}} = e^{-i \int_{\Sigma} d^3x \int_0^{t(x)} dt [N(t,x)C(x) + N^a(t,x)C_a(x)]}. \quad (35)$$

The multifingered proper time evolution operator is

$$U[T] = \int_{[T],*} [dN, d\vec{N}] U_{N,\vec{N}}, \quad (36)$$

where the subscript $\{[T], *\}$ means that the integral is over all Shifts and Lapses that satisfy (32) and

$$\int_0^{t(g_t^{-1}(x))} dt N(g_t^{-1}(x), t) = T(x) \quad (37)$$

where g_t is the finite, time-dependent, transformations of spacial coordinates generated by integrating the shift:

$$g_0(x) = x, \quad \frac{dg_t(x)}{dt} = \vec{N}(x, t), \quad g \equiv g_1. \quad (38)$$

g_t and g are functionals of the Shift. As before, $T(x)$ gives the proper time separation between the two hyper-surfaces, defined as the reading on Σ_f of a free falling test clock that started off at rest at x on Σ_i . Indeed, if the Lapse is spacially constant, the clock's geodesic will be $g_t^{-1}(x)$ (because in the coordinates $(\vec{y}, t) = (g_t(x), t)$ the Shift vanishes, the Lapse is still constant and therefore $\vec{y} = \text{constant}$ is a geodesic normal to all ADM slices). And therefore the geodesic that starts off in x reaches Σ_f at the time t determined by $t = t(g_t^{-1}(x))$. In the rest of this subsection we discuss the physical meaning of the quantity we have defined and its role in the theory.

First of all, the proper time propagator is the first step towards the computation of the physical evolution operator U , in the same sense as the Feynman-Nambu proper time propagator. The operator U is given by functionally integrating $U_{N, \vec{N}}$ over *all* lapses and shifts:

$$U = \int [dN] \int [d\vec{N}] U_{N, \vec{N}}. \quad (39)$$

This functional integrations corresponds to the implementation of the canonical constraints. As for the relativistic particle considered in the previous section, we can split the computation of U from $U_{N, \vec{N}}$ into two steps.

$$\tilde{U}[T] = \int_{[T]} [dN, d\vec{N}] U_{N, \vec{N}} \quad (40)$$

$$U = \int [dT] \tilde{U}[T] \quad (41)$$

where the integral in (40) is over all Lapses and Shifts that yield the same proper time separation between the initial and final surfaces. The integral (40) is difficult to compute because for general Lapses the proper time condition involves the 3-metric. Indeed, this condition is

$$T(x) = \int ds = \int_0^1 dt \sqrt{N^2 - |v^a - N^a|^2}, \quad (42)$$

where v^a is the velocity of the test clock, and the integral is performed along the geodesic that starts in x at rest on Σ_i . However, if the theory is well defined, we must have $\tilde{U}[T] = U[T]$, namely it should be sufficient to restrict the integration (40) to constant Lapses only, as in (36). The argument is the following.

$U_{N, \vec{N}}$ gives the quantum propagation from Σ_i to Σ_f , with fixed Lapse and Shift. Consider the corresponding evolution in the classical theory. The definition of the proper-time separation does not depend on the coordinates *between* the two hyper-surfaces (the choice of these coordinates, on the other hand, affects the Lapse). Thus, the three-geometry on Σ_f is well defined once we give the initial data on Σ_i and the proper time separation between the two surfaces. Therefore, it can be computed with any *arbitrary* choice of Lapse and Shift, provided this yields the right proper-time separation – the result must be independent from the choice made. In particular, the propagation can be computed using a Lapse satisfying (32-37).

Now, if the theory is consistent, the same must happen in the quantum theory. The quantum proper time propagator should be the same for all Lapses and Shifts that yield the same proper time separation. Below, we will indeed verify that this is the case, for all spacially constant N 's. Verifying the general case is much harder, and we will not attempt to do it here directly. Rather, we will address the issue *a posteriori* in section V. But let us assume for the moment that the theory is well defined. Then the integration in (40) is trivial, and we can simply compute $\tilde{U}[T]$ by choosing a Lapse which is constant in space. And therefore we have

$$U = \int [dT] U[T] \quad (43)$$

That is, if everything goes right, U is just the integral over proper time of the multifingered proper time evolution operator (36).

The operator U is a key quantity for the theory. Computing it virtually amounts to solving the quantum constraints, including the hamiltonian constraint, which codes all the dynamics of the theory. There are various ways of looking at U . First of all, it is the projector on the physical state space of the theory. Second, the scalar product $\langle s|U|s' \rangle$ defines the *physical* scalar product of the theory. Therefore

$$\langle s, s' \rangle_{\text{physical}} = \int [dT] \langle s | U[T] | s' \rangle. \quad (44)$$

Finally, we can view matrix elements of U as observable transition amplitudes between quantum states. The details of the interpretation of U will be discussed elsewhere, but in all these instances, the role of U is just analogous to its counterpart for the single particle. (In this paper we do not attempt to compute U .)

Does the proper time propagator $P(s_f, s_i; T)$, have a direct physical interpretation? A simple answer is that $P(s_f, s_i; T)$ codes the dynamics of the theory, but it has no direct physical meaning: only after integration over proper time we obtain a quantity that we can, in principle, compare with experiments.

This said, we *can* nevertheless assign a plausible physical interpretation to the proper time propagator $P(s_f, s_i; T)$, with a certain caution. This would be particularly useful for helping intuition. Let us return to the relativistic particle. In that case, Feynman considered the “fictitious” evolution of x and t in the proper time T . Classically, this is not incorrect (because the equations of motion of the 4+1 dimensional theory give the correct physical 3+1 motion) provided that one remembers that the degrees of freedom are 3 and not 4. Quantum mechanically, in the fictitious theory we are quantizing one variable too much. Taken literally, the particle proper time propagator describes the 3 degrees of freedom of the particle position, plus the degree of freedom of an extra quantum variable sitting on the particle, growing with proper time, and not affecting the particle’s motion⁶. With such a little clock on the particle (say the particle is an oscillating molecule), we could make experiments we could compare the proper time propagator with.

In general relativity, such a “fictitious” evolution with extra degrees of freedom is provided by the so-called “local interpretation” of the theory (see [31] for a detailed discussion). In this interpretation, the coordinates are interpreted as labels of reference-system physical objects (RS-objects). It follows that local quantities are physical observables, and that the lack of determinism of the Einstein equations can be interpreted as a consequence of the fact that the dynamical equations of the RS-objects are neglected. Under this interpretation, GR is approximate (because we disregard the RS-objects energy momentum) and incomplete (because we disregard the RS-objects dynamical equations). The incompleteness leads to the apparent physical indeterminism. If we adopt this view, then we can say that s, s' and T are observable, because Σ_i can be physically specified by the RS-objects, and we can use RS-clocks to find out where is Σ_f . In doing so, we take approximations that might be ungranted (on the quantum behavior of the RS-objects). Concretely, one may consider a definite model, for instance the “dust” model introduced in [31] and studied in [32]. In such a model, a Σ_i to Σ_f propagator (where Σ_i is defined dust variables) is an observable quantity. In a suitable limit in which the dust physical effects are disregarded, such propagator might be approximated by the pure gravity proper time propagator $P(s_f, s_i; T)$.

With all these caveats, one can view $P(s_f, s_i; T)$ as the quantum amplitude that the quantum gravitational field be in the state s_f, T seconds after being in the state s_i .

B. Expansion of the proper time propagator

We begin with an observation. Let us write $U_{N, \vec{N}}$ as a limit of products of small time propagators. Writing $\epsilon = 1/K$ and $t_k = k\epsilon$, for integers K and $k = 1 \dots K$, we have

$$\begin{aligned} U_{N, \vec{N}} &= \lim_{K \rightarrow \infty} e^{-i\epsilon H_{N, \vec{N}}(t_K)} \dots e^{-i\epsilon H_{N, \vec{N}}(t_2)} e^{-i\epsilon H_{N, \vec{N}}(t_1)} \\ &= \lim_{K \rightarrow \infty} e^{-i\epsilon C[N(t_K)]} e^{-i\epsilon C[\vec{N}(t_K)]} \dots e^{-i\epsilon C[N(t_2)]} e^{-i\epsilon C[\vec{N}(t_2)]} e^{-i\epsilon C[N(t_1)]} e^{-i\epsilon C[\vec{N}(t_1)]} \\ &= \lim_{K \rightarrow \infty} e^{-i\epsilon C[N(t_K)]} D[f_K] \dots e^{-i\epsilon C[N(t_2)]} D[f_2] e^{-i\epsilon C[N(t_1)]} D[f_1] \\ &= \lim_{K \rightarrow \infty} e^{-i\epsilon C[N(t_K)]} D[f_K] \dots \left((D[f_2] D[f_1])^{-1} e^{-i\epsilon C[N(t_2)]} D[f_2] D[f_1] \right) \left(D^{-1}[f_1] e^{-i\epsilon C[N(t_1)]} D[f_1] \right) \\ &= \lim_{K \rightarrow \infty} D[g] \left(D^{-1}[g_K] e^{-i\epsilon C[N(t_K)]} D[g_K] \right) \dots \left(D^{-1}[g_2] e^{-i\epsilon C[N(t_1)]} D[g_2] \right) \left(D^{-1}[g_1] e^{-i\epsilon C[N(t_1)]} D[g_1] \right) \\ &= \lim_{K \rightarrow \infty} D[g] e^{-i\epsilon C[N_{\vec{N}}(t_K)]} \dots e^{-i\epsilon C[N_{\vec{N}}(t_2)]} e^{-i\epsilon C[N_{\vec{N}}(t_1)]} \\ &= D[g] U_{N, \vec{N}, 0}. \end{aligned} \quad (45)$$

⁶More precisely, the extra variable is not the evolution of this proper-time clock-variable T in a Lorentz time x^0 , but rather the evolution of x^0 in T .

Here $N_{\vec{N}}$ is defined by $N(x, t) = N(g_t(x), t)$, namely it is the lapse in the coordinates obtained by integrating the shift. f_t is the “small” diffeomorphism generated by the Shift between the slices $t - 1$ and t ; while g_t is the finite diffeomorphism generated by the Shift between the slices $t = 0$ and t . The first equality in (45) is just one of the definitions of the time ordered exponential. The second is based on the fact that for sufficiently small time interval $1/K$ (sufficiently high K) one can disregard the commutator term in disentangling the exponent (this term is quadratic in $1/K$). The third equality is simply a rewriting of the exponent of an infinitesimal diffeomorphism as a finite (but “small”) diffeomorphism. The fourth equality is simply the insertion of terms like $(D[f_1]D^{-1}[f_1])$ in suitable places. The fifth equality is the replacement of sequences of spatial diffeomorphisms $(D[f_n]...D[f_2]D[f_1])$ by their product, which is $(D[g_n])$. The penultimate equality is the key one; it follows directly from equation (15), namely from the transformation properties of the hamiltonian constraint under spatial diffeomorphisms. The last equality follows again from the definition of ordered exponential. In words, we have shown that the temporal evolution generated by the Lapse and the evolution generated by the Shift can be disentangled.

While the manipulations above are formal (they are made inside a limit), the result itself is geometrically obvious: we can always rearrange the coordinates so that the Shift is zero, and compensate with a finite change of space coordinates at the end. If we do so, the Lapse N must be replaced by the Lapse in the new coordinates, which is $N_{\vec{N}}$.

If the lapse is constant in space, $N_{\vec{N}} = N$. Then $U_{N,0}$ can be expanded as

$$U_{N,0} = 1 + (-i) \int_0^\tau dt C[N(t)] + (-i)^2 \int_0^\tau dt \int_t^\tau dt' C[N(t')] C[N(t)] + \dots \quad (46)$$

Its matrix elements between two spin network states can be expanded as

$$\langle S_f | U_{N,0}(T) | S_i \rangle = \langle S_f | S_i \rangle + (-i) \int_0^\tau dt \langle S_f | C[N(t)] | S_i \rangle + (-i)^2 \int_0^\tau dt \int_t^\tau dt' \langle S_f | C[N(t')] | S_1 \rangle \langle S_1 | C[N(t)] | S_i \rangle + \dots \quad (47)$$

where we have inserted a complete set of intermediate states $|S_1\rangle \langle S_1|$ (over which summation is understood). Using the explicit form (13) of the hamiltonian constraint operator, we have

$$\begin{aligned} \langle S_f | U_{N,0} | S_i \rangle &= \langle S_f | S_i \rangle \\ &+ (-i) \int_0^\tau dt \left(\sum_{\alpha \in [S_i]} N(t, x_\alpha) A_\alpha(S_i) \langle S_f | D_\alpha | S_i \rangle + \sum_{\beta \in [S_f]} N(t, x_\beta) A_\beta(S_f) \langle S_f | D_\beta^\dagger | S_i \rangle \right) \\ &+ (-i)^2 \int_0^\tau dt \int_t^\tau dt' \sum_{\alpha \in [S_i]} \sum_{\alpha' \in [S_1]} N(t, x_\alpha) N(t', x_{\alpha'}) A_\alpha(S_i) A_{\alpha'}(S_1) \langle S_f | D_\alpha | S_1 \rangle \langle S_1 | D_{\alpha'} | S_i \rangle \\ &+ \dots \end{aligned} \quad (48)$$

(the second order term has three more summands, corresponding to the $DD^\dagger, D^\dagger D, D^\dagger D^\dagger$ terms). The first point to be noticed in this expression is that the sum over the intermediate state S_1 is finite. This is because both D and D^\dagger yield a finite number of terms only, when acting on a spin network state. Thus, the above expression is finite order by order. Next, the integrations can be performed explicitly, using (33). We obtain

$$\begin{aligned} \langle S_f | U | S_i \rangle &= \langle S_f | S_i \rangle \\ &+ (-iT) \left(\sum_{\alpha \in [S_i]} A_\alpha(S_i) \langle S_f | D_\alpha | S_i \rangle + \sum_{\alpha \in [S_f]} A_\alpha(S_f) \langle S_f | D_\alpha^\dagger | S_i \rangle \right) \\ &+ \frac{(-iT)^2}{2!} \sum_{\alpha \in [S_i]} \sum_{\alpha' \in [S_1]} A_\alpha(S_i) A_{\alpha'}(S_1) \langle S_f | \hat{D}_{\alpha'} | S_1 \rangle \langle S_1 | \hat{D}_\alpha | S_i \rangle \\ &+ \dots \end{aligned} \quad (49)$$

The structure of the expansion is now rather clear. At each order n , we have the D operator acting n times, n factors A , and a *finite* number of terms, coming from summing over nodes, links and $\epsilon = \pm 1$.

Our next step is to integrate over Shift and Lapse (satisfying (37)). The integration over lapse is trivial, as its dependence has dropped out the integral. This confirms the independence from the lapse that was mentioned in the previous section. The integration over the Shift amounts to imposing the Diff constraint. Indeed, it turns out to be

equivalent to an integration over the diffeomorphism group, as in the group integration technique for solving the Diff constraint. Using (45), we have

$$U(T) = \mathcal{N}' \int [dN] \int [d\vec{N}] D[g[\vec{N}]] U_{N_{\vec{N}},0}(T), \quad (50)$$

where we have explicitly indicated the dependence of g on \vec{N} for clarity. We change integration variable $N \rightarrow N_{\vec{N}}$ (the Jacobian must be one, since this amounts to a change of coordinates)), and obtain

$$U(T) = \mathcal{N}' \left(\int [dN] U_{N,0}(T) \right) \left(\int [d\vec{N}] D[g[\vec{N}]] \right). \quad (51)$$

The \vec{N} integration can be traded for an integration over $Diff_0$ changing variables from \vec{N} to $g[\vec{N}]$, so we obtain

$$U(T) = \mathcal{N} \int_{Diff_0} [dg] D[g] U_{N,0}(T) \quad (52)$$

for an arbitrary (irrelevant) choice of N satisfying (33), say $N = T$. The matrix elements of this operator are given by

$$\langle S_f | U(T) | S_i \rangle = \mathcal{N} \int_{Diff_0} [dg] \langle g \cdot S_f | U_{N,0}(T) | S_i \rangle. \quad (53)$$

The operator $U(T)$ is now well defined in \mathcal{H}_{ph} ! Indeed, it is immediate to see that it is diff-invariant. For every two s-knots s_i and s_f in \mathcal{H}_{ph} , we can arbitrarily pick S_i and S_f such that $S_i \in s_i$ and $S_f \in s_f$, and we have the key result that

$$\langle s_f | U(T) | s_i \rangle \equiv \langle S_f | U(T) | S_i \rangle \quad (54)$$

is well defined (independent from the S_i and S_f chosen).

Furthermore, the operator D , depends on an arbitrary regularization –the location of the added link–, but a moment of reflection shows that the dependence on the regularization drops out in the step from $U_{N,\vec{N}}(T)$ to $U(T)$, by integrating the Shift. The reason is that different regularizations are related to each other by a finite diffeomorphism: the states $D_\alpha |S\rangle$ and $D'_\alpha |S\rangle$, where D and D' indicate two different regularizations of D are in the same s-knot: their difference becomes irrelevant in the scalar product (54). This result is due to the fact that all the factors in the expansion are individually well defined at the diffeomorphism invariant level. More precisely we have that

$$\langle s_f | \sum_{\alpha \in [s_i]} A_\alpha(s_i) D_\alpha | s_i \rangle \quad (55)$$

is not only well defined, but also independent from the regularization of D . This fact allows us to write our expansion directly in diff-invariant form as

$$\begin{aligned} \langle s_f | U(T) | s_i \rangle &= \langle s_f | s_i \rangle \\ &+ (-iT) \left(\sum_{\alpha \in [s_i]} A_\alpha(s_i) \langle s_f | D_\alpha | s_i \rangle + \sum_{\alpha \in [s_f]} A_\alpha(s_f) \langle s_f | D_\alpha^\dagger | s_i \rangle \right) \\ &+ \frac{(-iT)^2}{2!} \sum_{\alpha \in [s_i]} \sum_{\alpha' \in [s_1]} A_\alpha(s_i) A_{\alpha'}(s_1) \langle s_f | D_{\alpha'} | s_1 \rangle \langle s_1 | \hat{D}_\alpha | s_i \rangle \\ &+ \dots \end{aligned} \quad (56)$$

This expression gives the 3-geometry to 3-geometry propagator of quantum general relativity as a series finite at every order. Notice that the expansion is in power of T , or, equivalently, in inverse powers of the Planck length, because this must divide T in order to recover physical dimensions. The utility of a perturbation expansion in inverse powers of G has been advocated in quantum gravity by Isham, Teitelboim and others [33]. Intuitively, we can think that this quantity represents the probability amplitude that if we have a quantum state of the gravitational field (a quantum 3-geometry) $|s_i\rangle$ over a surface Σ_i , we will find the quantum 3-geometry $|s_f\rangle$ on the surface Σ_f in a proper time T .

IV. SUM OVER SURFACES

Surfaces in spacetime provide a natural bookkeeping device for the terms of the expansion (56) in the same manner in which Feynman graphs provide a bookkeeping device for conventional QFT perturbation expansion. This fact leads us to give a nice graphical interpretation to the expansion (56).

Consider the 4-d manifold $\mathcal{M} = [0, 1] \times \Sigma$. Denote the two connected components of the boundary of \mathcal{M} as Σ_i and Σ_f . We now associate a 2d colored surface σ in \mathcal{M} –defined up to 4d diffeomorphisms– to each nonvanishing term of the sum in the right hand side of (56). We begin by drawing s_i in Σ_i and s_f in Σ_f . As s_i and s_f have no information about the actual location of the graph, location is chosen arbitrarily (that is, up to a diffeomorphism in $Diff_0$). The first term in (56) (zero-th order in T) is nonvanishing only if $s_f = s_i$. In this case, let us slide s_i across \mathcal{M} from Σ_i to Σ_f , in such a way that it ends up over s_f . To the term of order zero we associate the surface $\sigma = s_i \times [0, 1]$ swept by s_i . See Figure 2.

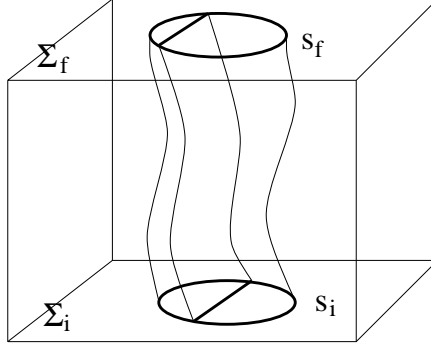


FIG. 2. Surface corresponding to a term of order zero.

Notice that this is possible because the two spin networks are in the same s-knot. The surface we obtain is formed by 2d faces –submanifolds of \mathcal{M} – joined along edges. The faces are swept by the spin network links, and the edges are swept by the spin network nodes. We color every face with the color of the corresponding link of s_i , and every edge with the color of the corresponding node of s_i .

The surface associated to one of the summands of the second term (first order in T) in (56) is then defined as follows. In each summand, one of the nodes of s_i , say the node i , is altered by the operator D . s_f has two nodes more than s_i , say i' and i'' . We begin by sliding s_i into the manifold by an arbitrary finite amount, until a position, say, s . Let p be the point in which the node i ends up. Then we slide s_f from Σ_f through the manifold in such a way that it converges to s . The three nodes i, i' and i'' of s_f converge all three to p . We obtain a surface σ , bounded by s_i and s_f formed by faces that meet along edges; four of these edges meet at the point p . We call p a *vertex* of the surface σ . At the vertex p , σ branches off. Notice that four edges and six faces meet in p . See Figure 3.

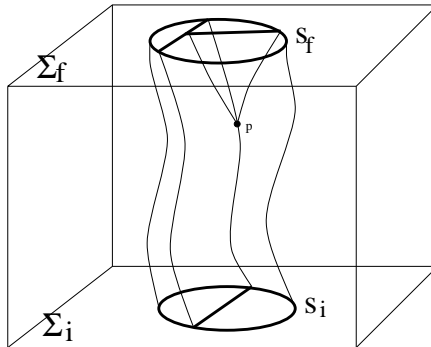


FIG. 3. Surface corresponding to a first order term.

We can imagine \mathcal{M} as a spacetime and s_i as evolving continuously in a coordinate t from S_i to S_f . At the spacetime event p , the spin network branches off: the node i generates the two new nodes i' and i'' , which are born at i and then move away. A new face, spanned by the new edge that joins i' and i'' , is born in p . The branching represents the elementary vertex of the theory, and is represented in Figure 4.

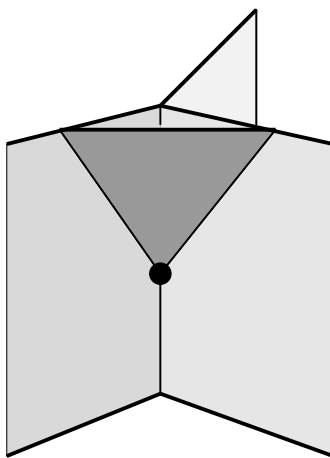


FIG. 4. The elementary vertex.

The generalization of this construction to higher terms is immediate. A term of order n in T corresponds to a surface σ with n vertices. The (time) order in which the n D -operators act determines an ordering for the vertices. An example of a term of order two is given in Figure 5. It represents the transition from the s-knot with two trivalent nodes connected by three links colored (3, 5, 7), to the s-knot with the same graph, but colored (3, 6, 8). The intermediate step is the s-knot s_1 , with four nodes.

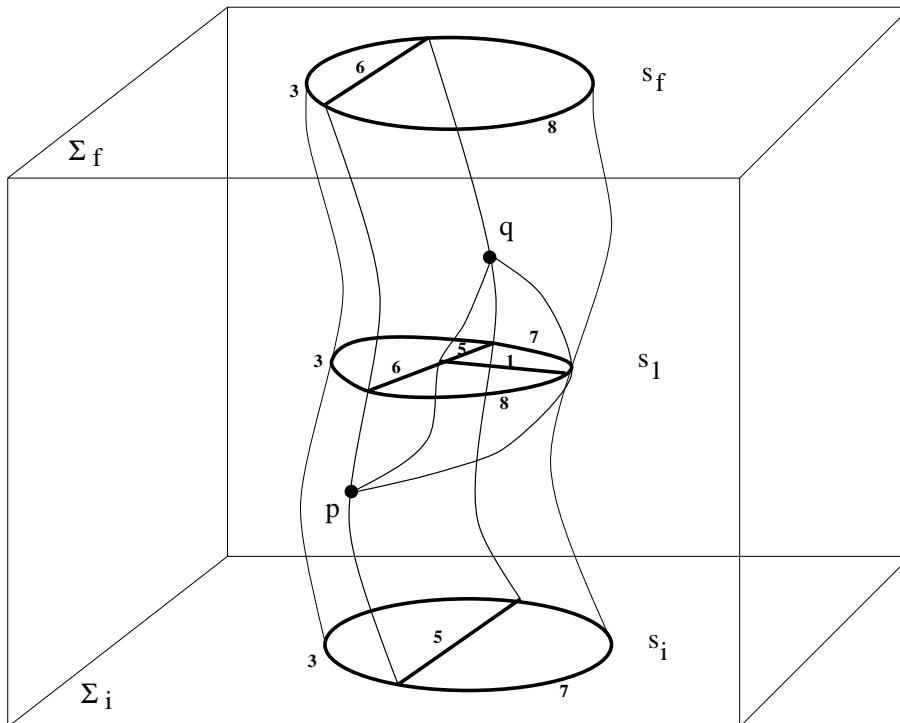


FIG. 5. A term of second order.

Now, observe the following. (i) The colored surface σ (with the vertices ordered) contains all the information needed to reconstruct the corresponding term in the expansion (56). In fact, the factors $A_\alpha(s)$ depend only on the coloring of the surface. (ii) Any branched colored surface σ (with colorings satisfying Clebsh Gordan conditions at the edges) can be obtained from a term in (56). (iii) Two surfaces correspond to the same term if and only if there is a 4-d diffeomorphism that sends one into the other. These facts allow us to rewrite the expansion (56) as a sum over diffeomorphic inequivalent surfaces σ bounded by s_i and s_f . Therefore we can write the propagator (see (34)) as a

sum of terms labeled by topologically inequivalent branched colored surfaces⁷ s bounded by initial and final state:

$$P(s_f, s_i; T) = \sum_{\substack{\sigma \\ \partial\sigma = s_i \cup s_f}} \mathcal{A}[\sigma](T). \quad (57)$$

The weight $\mathcal{A}[\sigma](T)$ of the surface σ is given by a product over the $n(\sigma)$ vertices of σ :

$$\mathcal{A}[\sigma](T) = \frac{(-i T)^{n(\sigma)}}{n(\sigma)!} \prod_{v \in [\sigma]} A_v(\sigma). \quad (58)$$

The contribution $A_v(\sigma)$ of each vertex is given by the coefficients of the Hamiltonian constraint defined in equation (13)

$$A_v(\sigma) = A_\alpha(s). \quad (59)$$

(The nonvanishing matrix elements $\langle s' | D_\alpha | s \rangle$ have value one.)

A. Reconstruction of the $A_\alpha(S)$ coefficient from surface data

The coefficients $A_\alpha(s)$ can be reconstructed directly from the colored surface as follows. Each edge converging in v is connected either to another vertex v' , or to one of the nodes of s_i or of s_f . Since the vertices are ordered, we can distinguish “past” edges (connected to s_i or to a lower vertex) from “future” edges (connected to s_f or to a higher vertex). Let a vertex v have n_i past edges and n_f future edges. $A_v(\sigma)$ is non vanishing only if $n_i = 1$ and $n_f = 3$ or if $n_i = 3$ and $n_f = 1$. In this case, $A_\alpha(s)$ is determined by the matrix elements of the hamiltonian constraint.

It is very instructive to give an explicit construction of $A_v(\sigma)$. Consider a 4d neighborhood B of the vertex v . Consider the 3d boundary ∂B of B . Let S_v be the intersection between σ and ∂B . A short reflection will convince the reader that S_v is a colored graph in the 3-d space ∂B , having $4 = n_i + n_f$ nodes (that satisfy Clebsh Gordan relations), corresponding to the intersections between the 4 edges emerging from p and ∂B . See Figure 6.

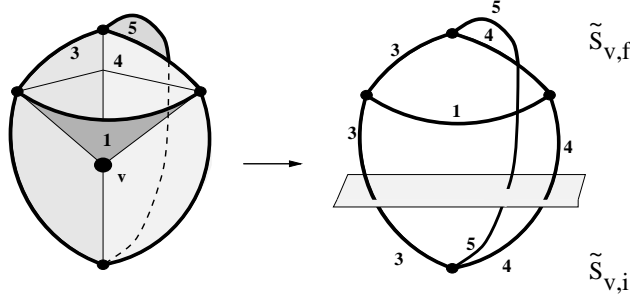


FIG. 6. The construction of the spin network S_v from the intersection of the surface with the boundary of a 4-sphere surrounding the vertex. The spin network is then cut into its past and future components $\tilde{S}_{v,i}, \tilde{S}_{v,f}$.

Now, cut all the links of S_v that go from a past node to a future node. This procedure breaks S_v into two spin networks with (equal) open ends, which we denote as $\tilde{S}_{v,i}$ and $\tilde{S}_{v,f}$. The value of the vertex is given by the matrix elements of the Hamiltonian constraint between these two spin networks. Namely,

$$A_v(\sigma) = \langle \tilde{S}_{v,f} | C[1] | \tilde{S}_{v,i} \rangle; \quad (60)$$

see (11). This expression gives $A_v(\sigma)$ as a function of the colorings of the edges and faces adjacent to the vertex p . This function is universal, and characterizes general relativity, in the same manner in which the Feynman vertex factor characterizes a QFT. We compute the vertex function $A_v(S)$ explicitly for the simplest case in Appendix B. It turns out to be expressed in terms of $SU(2)$ n - j symbols of the colorings.

⁷ For a general description of such surfaces and their properties, see for instance [34] and references therein.

Notice that it is the locality of the hamiltonian constraint that allows the sum over surfaces construction. This is a peculiar form of locality, quite different from conventional QFT locality: The action is not local with respect to a background structure, but with respect to the spin networks themselves.

Equations (57-60) provide a definition of the proper time propagator of quantum general relativity as a topological sum over branched colored surfaces. They represent our main result.

V. CROSSING SYMMETRY

Above, we have considered a *reformulation* of loop quantum gravity in terms of a sum over surfaces. Now, we consider a *modification* of the theory suggested by such a reformulation.

Recall that the propagator was computed using a spacially constant lapse. In section VI.A, we argued that, if the quantum theory is consistent, U_N should be independent from N , at fixed proper time separation between the hyper-surfaces. Along the calculation, we verified this independence in the restricted case of constant lapse. What happens in the general case? A change of lapse that does not affect the proper time separation of the hypersurfaces is equivalent to a 4d diffeomorphism of the region in between the two surfaces. More precisely, it is equivalent to a change of the ADM foliation (“slicing”) of this region. Thus, it is reasonable to expect that the proper time propagator be independent from a change of slicing.

Now, the surfaces that enter the sum we have defined carry not only a coloring, but an ordering of the vertices as well. This ordering can be traced to the time ordering of the (operator exponentiation in the) evolution operator. Two surfaces that differ by the ordering of their vertices correspond to two terms of the expansion that differ only in the order of the action of the hamiltonian constraint. In other words, changing this ordering corresponds to changing the time slicing of \mathcal{M} . Indeed, we can clearly express an assignment of an ordering of the vertices of the surfaces by means of a choice of a 3+1 slicing of \mathcal{M} . Thus, the expansion that we have constructed remembers a *particular* time slicing.

Of course, slicing independence might be a property of the sum and not of the individual terms, and the theory might be okay as it is. But we suspect that the need of ordering the vertices, which makes the vertex somehow nonlocal, is an indication that we are on the wrong track, and that in order to end up with a genuinely diffeomorphism invariant theory at the end of the day, it would be much better if the contribution of each term should be individually slicing independent. In a sense, this is the kind of problems that Feynman had to face in transforming old-style QFT perturbation theory, which was Lorentz covariant only when summed up, to the modern Feynman’s perturbation theory, where each term is individually Lorentz covariant. Thus, let us explore how we can modify the theory in order to get rid of the need of ordering the vertices.

The problem can be traced to the operator ordering chosen for $C[N]$: this choice may break 4d invariance. If the quantum hamiltonian constraint satisfies an anomaly free quantum version of the constraint algebra, namely if the classical Poisson brackets algebra

$$\{C[N], C[M]\} = C[N\vec{\partial}M - M\vec{\partial}N], \quad (61)$$

is preserved quantum mechanically, then a change in the order of the vertices should correspond to a 3d diffeo, which is irrelevant for $U(T)$.⁸ The ambiguity in the definition of $C[N]$ was fixed in [13] and [14] to a large extent arbitrarily. We are therefore lead to the suggestion that we can cure the slicing dependence by taking advantage of the remaining operator ordering ambiguity. In other words, we can *impose some form of 4d diff-invariance requirement in order to reduce quantization ambiguity*.

Slicing dependence affects only the split of S_v into past and future components $\tilde{S}_{v,i}$ and $\tilde{S}_{v,f}$, on which Equation (60) is based, and as illustrated in Figure 6. We could restore slicing independence, and therefore 4d diff invariance if $A_v(\sigma)$, defined in (60) was independent from the cut of S_v into past and future components $\tilde{S}_{v,i}$ and $\tilde{S}_{v,f}$.

We will say that a hamiltonian constraint $C[N]$ as “crossing symmetry” if $A_v(\sigma)$ is independent from the cut of S_v into past and future. We consider the suggestion that crossing symmetry be a requirement to be imposed on (the operator ordering of) the hamiltonian constraint.

⁸This fact suggests that the sum could be slicing independent if we choose Thiemann’s *non-symmetric* operator C_{ns} , for which the r.h.s. (61) of vanishes. We will not pursue this direction here.

A. Vertices with crossing symmetry

Let us investigate meaning and consequences of requiring crossing symmetry. First, we should require that different ways of cutting S_v with three nodes on one side and one node on the other yield the same $A_v(\sigma)$. This leads to conditions on the $A_\alpha(S)$ coefficients, that will be studied elsewhere. A more interesting case is the following. First, let us help intuition by redrawing the elementary vertex of the theory (Figure 4) in a more symmetric way. This is done in Figure 7. (For simplicity, we restrict the following analysis to trivalent nodes.)

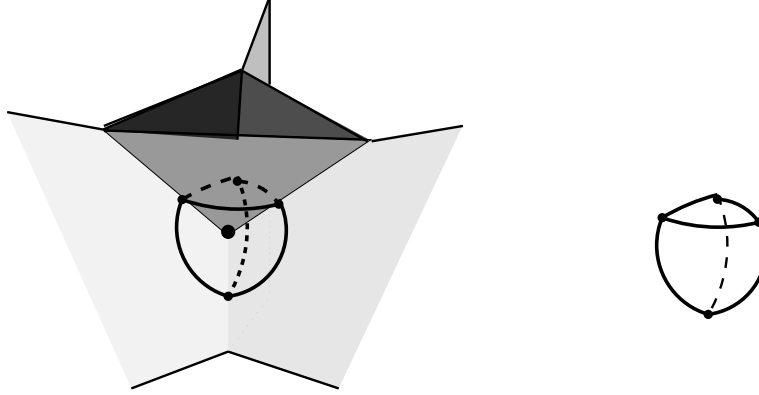


FIG. 7. The elementary vertex and its associated spin network S_v .

There are five topologically inequivalent ways of cutting S_v , giving, respectively (n_i, n_f) (number of initial and final nodes) equal to $(0,4)$, $(1,3)$, $(2,2)$, $(3,1)$ and $(4,0)$. The last two are the time reversal of the first two, leaving three genuinely independent cases. In Figure 8, we show the possible cuts, and the corresponding spin networks transitions in the hamiltonian picture. Time reversed cuts give just the opposite transitions.

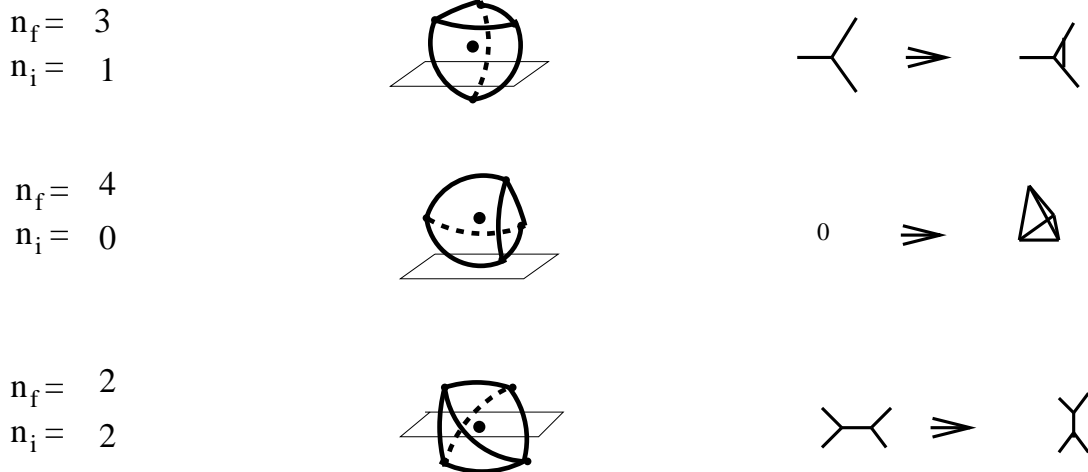


FIG. 8. The $(1, 3)$, $(0, 4)$ and $(2, 2)$ cuts of the elementary vertex, and, in the last column, the corresponding spin network transitions in the hamiltonian picture. (For $(3,1)$ and $(4,0)$, look at $(1,3)$ and $(0,4)$ upside down, and reverse the arrow of the transition.)

Case $(1,3)$ is the one described in the previous section (Figure 6). Crossing symmetry requires that the hamiltonian constraint generate the transitions $(0,4)$ and $(2,2)$ – described in the last column of Figure 8 – as well, *with the same amplitude*.

Consider these two new transitions. We begin with $(0,4)$ (second line in Figure 8). This transition represents a matrix element of a hamiltonian that creates a “small” tetrahedron from the state with no loops. The fact that 4d invariance requires the presence of terms of this kind in the theory has already been argued, on general grounds, in [7]. In terms of surfaces, the term looks as in Figure 9.

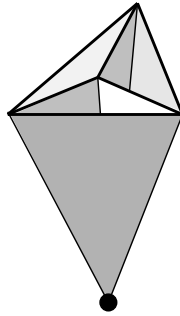


FIG. 9. The (0,4) transition: creation of a tetrahedron.

This is *the very same surface as in Figure 4, and in Figure 7*; but drawn with a different orientation in “spacetime”. With this orientation, it describes a tetrahedral spin network emerging from nothing.

Can such a term originate from an ordering of the hamiltonian constraint? Surprisingly, the answer is positive. We sketch here an hand waving argument. The regularized hamiltonian constraint (FEE) is formed two parts: the “small loop” that corresponds to the classical curvature (F) term; and the term that “grasps”: the two hands of the T^2 operator in [13] (or the Volume operator in [14]), corresponding to the triads (EE). Traditionally, the order chosen is FEE : the “small loops” is added *after* the grasping. Reverse this order, choosing EEF , and have the small loop being inserted first. Then the hamiltonian constraint has non-vanishing action on the vacuum as well, because the grasping term can grasp the “small loop”. In particular, this may create a “small” tetrahedron. For instance, in the construction in [13], the T^2 can grasp itself, producing, precisely, a tetrahedron. See Figure 10.

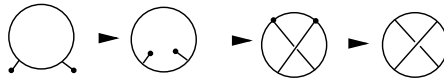


FIG. 10. Creation of a tetrahedron from the self grasping of T^2 .

The (2,2) term (third line of Figure 8) gives a rearranging of two nodes. The corresponding surface looks as in Figure 11.

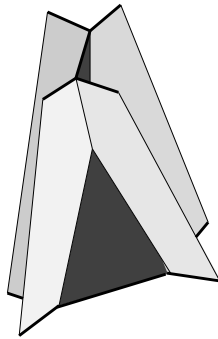


FIG. 11. The (2,2) vertex.

Again, this is just a different orientation of the same elementary vertex.

Now, we could search for an ordering of $C[N]$ yielding a vertex having crossing symmetry. But this task is superfluous since we already know what we should obtain. We can directly *postulate* that the hamiltonian constraint yield crossing symmetry, and deduce the amplitudes of the (0,4) and (2,2) matrix elements from the value of the (1,3) vertex.⁹

There is a physical motivation that supports the above argument. It has been observed [35] that the orderings of the hamiltonian constraint studied so far generate a dynamical evolution that appear to be excessively “local”. They

⁹Notice that the symmetrization of the hamiltonian constraint given in (8) can be seen as a first step in this covariantisation of the operator: it is equivalent to the postulate that the (3,1) cut has the same value as the (1,3) cut.

preserve the general structure of the network on which they act, simply “dressing” nodes. These difficulties have been recently detailed in Ref. [5], where it is argued that no long range interaction is likely to emerge from a hamiltonian with these features. As pointed out by Thiemann, the argument is far from conclusive, because it contains a jump from the non-physical (gauge) coordinate evolution to the physical one, and this jump may be ungranted. In any case, adding the new vertices (2,2) and (0,4) would cure these potential difficulties.

Finally, notice that one could also search for the form of the vertices from general a priori requirements. An arbitrary crossing symmetric vertex is obtained by replacing (60) with a function $A(S_v)$ of the spin network S_v associated to the vertex

$$A_v(\sigma) \equiv A(S_v). \quad (62)$$

For instance, for trivalent nodes, S_v is a tetrahedron: the function $A(\)$ must respect tetrahedral invariance. Notice that there are not many functions with these features. A natural choice is

$$A(S_v) = Tet \begin{bmatrix} a & b & c \\ d & e & f \end{bmatrix} \quad (63)$$

where $a - f$ are the colors of the links of S_v and Tet is the totally symmetric form of the 6- j symbols ([37] and [15]). We think that a theory defined in this way is worth exploring.

VI. CONCLUSION

Our main result is contained in the equation

$$P(s_f, s_i; T) = \sum_{\substack{\sigma \\ \partial\sigma = s_i \cup s_f}} \frac{(-i T)^{n(\sigma)}}{n(\sigma)!} \prod_{v \in [\sigma]} A_v(\sigma). \quad (64)$$

[see (57-58)], which expresses the dynamics of quantum general relativity in terms of a sum over surfaces σ .

More precisely, the proper time propagator of quantum GR can be expressed in terms of a sum over topologically inequivalent branched colored surfaces, bounded by the initial and final s-knots. The contribution of each surface to the sum is the product of one factor per each vertex (branching point) of the surface. The contribution a each vertex is a simple $SU(2)$ function $A_v(\sigma)$ of the colors of the faces and edges adjacent to the vertex. This function characterizes the quantum theory in the same manner in which the Feynman graph vertices characterize a quantum field theory. The vertex $A_v(\sigma)$ of general relativity is explicitly computed for simple cases in Appendix B; it is given by a product of Wigner $3n - j$ symbols.

The essential property of the expansion (64) is that it is finite order by order, and explicitly computable. This finiteness is intriguing. In order to calculate physical quantities, we must have the proper time propagator for multifingered proper times $T(x)$ and we must integrate over $T(x)$. We expect that the integration could yield finite results if performed over expectation values of appropriate physical quantities. Work is in progress in this direction, and will be reported elsewhere.

We close with some comments.

- Our construction is strongly reminiscent of discretized quantum gravity on a lattice [38–40], particularly in its simplicial formulations [8,41]. It was shown in [8] that one can discretize general relativity over a simplicial lattice, and express the gravitational degrees of freedom as colored branched surfaces over the (dual) two-skeleton.¹⁰ Even more remarkably, the partition function is given in the discretized case by a virtually identical construction: the contribution of a vertex is determined by the intersection between the boundary of a 4-simplex around the branching point of the surfaces, and the (dual two skeleton over which the) surface (lives). This defines a spin network S_v , which, in the discretized case, is (the 1-skeleton of) a 5-simplex. Therefore vertices have 5 edges and 10 faces (see Appendix C) in the discretized case (some of which may have color zero). In this paper, nonvanishing vertices have 4 edges and an arbitrary number of faces. Thus, the simplicial construction corresponds to a cut of the sum (57) in two respects: the maximum number of vertices is fixed by the triangulation, and vertices have 10 faces at most.

¹⁰Surfaces seem to be playing an increasing role as a way to capture the gravitational field degrees of freedom. See for instance [42].

- One can view the sum over surfaces defined here as a version of Hawking’s integral over 4-geometries. Indeed, a colored two surface defines a discretized 4-geometry (see the end of Appendix C). The integral is replaced here by a sum, and explicit computation can be performed. Presumably, the construction then be used to define a number of related theoretical tools as partition function, Hartle-Hawking state ... [36].
- Each individual term in the expansion (56) is finite. Divergences can arise in summing the series, and in integrating over proper time.
- The construction can be extended to arbitrary topologies of \mathcal{M} . Notice that a Hilbert space is then associated to each (connected component of the) boundary of \mathcal{M} , and $U(T)$ provides a map between these spaces. This structure is reminiscent of topological quantum field theory (TQFT). The relation between the theory constructed here and TQFT is discussed in appendix C.
- The similarity with the *kinematic* of string theory is tantalizing: both theories are formulated as a sum over surfaces. On this, see the discussion in [6]. The *dynamics* is profoundly different. In string theory, the contribution of each surface to the sum is given by the area of the surface, and therefore it depends on a fixed metric on the manifold. Here, on the contrary, the contribution of each surface depends only on the (coloring and) topology of the surface. Thus, quantum GR resembles a “background independent” version of string theory. The techniques developed here could perhaps have relevance for connecting loop quantum gravity with string theory [6,29] – or for the construction of a non-perturbative (background independent) formulation of string theory.

We are particularly indebted with John Baez for several conversations during which the idea for this work emerged. We thank Don Marolf for key suggestions in an early stage of the work, Bernie Brügmann for criticisms and suggestions, Thomas Thiemann for a detailed and extremely valuable critical reading of the manuscript, Andreas Freund, Roberto DePietri and Roumen Borissov, for pointing out and correcting several errors, and Lee Smolin, Seth Major, Jerzy Lewandowski, Gary Horowitz, Jim Hartle, Louis Crane, John Baker and Abhay Ashtekar, for suggestions and discussions. This work was supported by the NSF Grant PHY-5-3840400

APPENDIX A: DIFF INVARIANT SCALAR PRODUCT

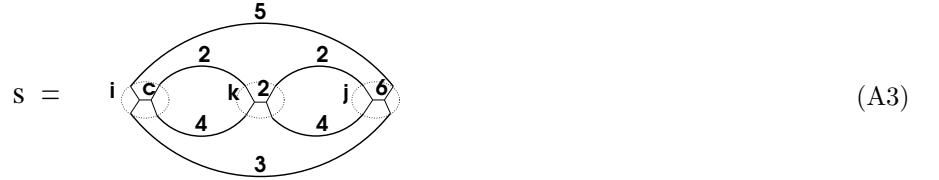
We work out here an example of scalar product between s-knot states. (For details on the inner product between spin networks see [18,43] and [15], which we follow here). Let s be the s-knot defined as follows. s has three 4-valent nodes, i, j and k , and the six links

$$(ki, 2), (kj, 2), (ki, 4), (kj, 4), (ij, 3), (ij, 5), \quad (\text{A1})$$


where each link is indicated by the two nodes it connects and its color. Explicitly:



To specify the state, we have to give also the coloring of the nodes. We choose an expansion of the nodes in a trivalent graph (in each node) by pairing the two links colored 2 and 4. We have one virtual link for every node (we denote them e_i, e_j and e_k), which we assume to be colored as follows: $e_i : c$, $e_j : 6$ and $e_k : 2$, where c (which can take the values 6, 4 and 2) will be specified later on



Next, let us define the s-knot s' . Let it be the same as above, but with a different coloring of the node j . We expand j by pairing $(kj, 2)$ with $(ij, 5)$ and $(kj, 4)$ with $(ij, 3)$. Let the internal link have color 3:



Let us compute the scalar product $\langle s | s' \rangle$. First, we have to list the automorphisms of the spin network (taking links' colors, but not node's colors into account). There is only one non trivial automorphism α : it exchanges i and j . Thus, (4) gives

$$\langle s | s' \rangle = \langle S | S' \rangle + \langle \alpha S | S' \rangle \quad (\text{A5})$$

where $S \in s$ and $S' \in s'$ have been selected to have the same graph, with the same colored links. The only contribution to (A5) comes from the nodes. The node k is the same in the two states and therefore gives no contribution (recall we have chosen normalized states). Thus, we have

$$\langle s | s' \rangle = \langle S | S' \rangle_i \langle S | S' \rangle_j + \langle \alpha S | S' \rangle_i \langle \alpha S | S' \rangle_j \quad (\text{A6})$$

where we have indicated with $\langle \cdot | \cdot \rangle_i$ the scalar product restricted to the space of one node. Spin-network states with the same trivalent expansion are orthonormal. The change of basis is given [15] by the recoupling theorem

$$\begin{array}{c} b \\ \diagup \\ j \\ \diagdown \\ a \end{array} \begin{array}{c} c \\ \diagdown \\ k \\ \diagup \\ d \end{array} = \sum_i \left\{ \begin{array}{ccc} a & b & i \\ c & d & j \end{array} \right\} \begin{array}{c} b \\ \diagup \\ i \\ \diagdown \\ a \end{array} \begin{array}{c} c \\ \diagdown \\ j \\ \diagup \\ d \end{array} \quad (\text{A7})$$

where the quantities $\left\{ \begin{array}{ccc} a & b & i \\ c & d & j \end{array} \right\}$ are $su(2)$ six-j symbols (normalized as in [37]). This gives us immediately

$$\langle S|S'\rangle_i = 1 \quad (\text{A8})$$

$$\langle S|S'\rangle_j = \left\{ \begin{array}{ccc} 4 & 2 & 3 \\ 5 & 3 & 6 \end{array} \right\} \quad (\text{A9})$$

$$\langle \alpha S|S'\rangle_i = \delta_{c6} \quad (\text{A10})$$

$$\langle \alpha S|S'\rangle_j = \left\{ \begin{array}{ccc} 4 & 2 & 3 \\ 5 & 3 & c \end{array} \right\} \quad (\text{A11})$$

Therefore

$$\langle s|s'\rangle = \left\{ \begin{array}{ccc} 4 & 2 & 3 \\ 5 & 3 & 6 \end{array} \right\} + \delta_{c6} \left\{ \begin{array}{ccc} 4 & 2 & 3 \\ 5 & 3 & c \end{array} \right\}. \quad (\text{A12})$$

Thus, if $c = 6$ there are two contributions to the scalar product, one from each of the two elements of the automorphism group of the spin network and we have

$$\langle s|s'\rangle = 2 \left\{ \begin{array}{ccc} 4 & 2 & 3 \\ 5 & 3 & 6 \end{array} \right\} = \frac{112}{75}. \quad (\text{A13})$$

While if $c = 2$ or $c = 4$

$$\langle s|s'\rangle = \left\{ \begin{array}{ccc} 4 & 2 & 3 \\ 5 & 3 & 6 \end{array} \right\} = \frac{56}{75}. \quad (\text{A14})$$

APPENDIX B: THE SIMPLEST VERTEX

We sketch here the derivation of the matrix elements of the hamiltonian operator for trivalent nodes. The full derivation will be given in [24]. The operator that we use is defined in [14]. The technique we follow for the calculation is developed in [15], to which we refer for the notation. Let us put Lapse=1, and consider the action of the operator on a single trivalent node with links I, J, K colored p, q, r . The Hamiltonian operator has the general structure (we disregard here overall factors)

$$C = \epsilon^{IJK} T[\alpha_{IJ}] T[e_K^{-1}] [T[e_K], V]. \quad (\text{B1})$$

Here V is the volume operator [12,27,40]; $[\ , \]$ is the commutator; e_K is a “short” open link running from the node along the link K ; its length is determined by the (arbitrary) regularization choice; α_{IJ} is a “short” open link running along I , cutting through to J , and then running back to the node along J ; and $T[\]$ is the elementary loop operator, extended to open links.¹¹ See Figure 7.

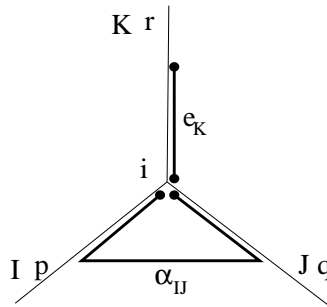


FIG. 12. The “small open loops” of the Hamiltonian operator.

¹¹The extension of the loop formalism to spin networks with open ends –corresponding to non gauge invariant states– is straightforward [44].

Since trivalent nodes have zero volume, we have in this case

$$C = \epsilon^{IJK} T[\alpha_{IJ}] T[e_K^{-1}] V T[e_K]. \quad (\text{B2})$$

$T[e_K]$ alters the colors of a portion of the link K . From the definition of spin network we have

$$T[e_K] \begin{array}{c} \text{K} \\ | \\ \text{r} \\ / \quad \backslash \\ \text{p} \quad \text{q} \end{array} = \sum_{\pm} a_{\pm}(r) \begin{array}{c} \text{K} \\ | \\ \text{r} \bullet \\ | \\ \text{r} \pm 1 \bullet \\ / \quad \backslash \\ \text{p} \quad \text{q} \end{array}, \quad (\text{B3})$$

where the coefficients $a_{\pm}(r)$ are [37]

$$a_+(r) = 1, \quad a_-(r) = \frac{\Delta_r}{\Delta_{r-1}} \quad (\text{B4})$$

Notice that the (lower) open end in the r.h.s. of (B3) is located at the node; we have indicated this by means of the circle.

The key observation is then that the volume operator acting on a node where an open end is located “does not see” the open end. This follows from its definition [12]. Therefore the situation is as if the open end was the starting point of a fourth link, living in an invisible dimension. Thus, the action of the volume on the node is the same as (one of the 4 terms) in the action of the volume *on a four-valent* node. When acting on four-valent nodes, the volume gives four terms, one for each triple of grasped links. Here, we have only the term where the three links I, J, K are grasped. This term is given explicitly in equation (7.19) and (7.22) in [15]. Using this, we have

$$V^2 \begin{array}{c} \text{K} \\ | \\ \text{r} \bullet \\ | \\ \text{r} \pm 1 \bullet \\ / \quad \backslash \\ \text{p} \quad \text{q} \end{array} = \sum_t W_{[012]r}^{(4)t}(p, q, r \pm 1, 1) \begin{array}{c} \text{K} \\ | \\ \text{r} \bullet \\ | \\ \text{r} \pm 1 \bullet \\ / \quad \backslash \\ \text{p} \quad \text{q} \end{array}, \quad (\text{B5})$$

where $W_{[012]r}^{(4)t}$ is given in (7.22) of [15] in terms of 9- j and 6- j symbols as

$$W_{[012]r}^{(4)t}(p, q, s, u) = \frac{pqs \Delta_t \left\{ \begin{array}{ccc} p & q & t \\ p & q & r \\ 2 & 2 & 2 \end{array} \right\} Tet \left[\begin{array}{ccc} r & t & u \\ s & s & 2 \end{array} \right]}{\theta(2, t, r) \theta(p, q, t) \theta(s, u, t)} \sqrt{\frac{\theta(p, q, t) \theta(s, u, t)}{\Delta_r}} \sqrt{\frac{\Delta_t}{\theta(p, q, r) \theta(s, u, r)}}; \quad (\text{B6})$$

the two square roots come from the normalization factors of the states, which are given in equation (8.7) of [15]. Notice that t can take only two values in order to be compatible with $r \pm 1$ and 1 at the triple intersection; these are r and $r + 2$ for the $+$ case; and r and $r - 2$ in the $-$ case. But since the diagonal entries of W_r^t are zero, there is only one possibility, which is $t = r \pm 2$. V^2 is here a two by two matrix. Notice that it is symmetric (in r and t), confirming the general theorem that the volume is symmetric in the orthonormal basis of the normalized spin network. The eigenvalues of a symmetric 2 by 2 matrix with vanishing diagonal entries are simply given by plus or minus the off diagonal entries. But the volume is given by the square root of the absolute value of V^2 , so we have that the volume is a multiple of the identity, with eigenvalue (restoring $s = r + 1$, $u = 1$ and $t = r \pm 2$)

$$v(p, q, r) = \sqrt{W_{[012]r}^{(4)r \pm 2}(p, q, r \pm 1, 1)} = \sqrt{\frac{pq(r \pm 1) \sqrt{\Delta_{r \pm 2} \Delta_r} \left\{ \begin{array}{ccc} p & q & r \pm 2 \\ p & q & r \\ 2 & 2 & 2 \end{array} \right\} Tet \left[\begin{array}{ccc} r & r \pm 2 & 1 \\ r \pm 1 & r \pm 1 & 2 \end{array} \right]}}{\theta(2, r \pm 2, r) \sqrt{\theta(p, q, r \pm 2) \theta(p, q, r) \theta(r \pm 1, 1, r \pm 2) \theta(r \pm 1, 1, r)}} \quad (\text{B7})$$

The action of $T[\alpha_{IJ}]T[e_K^{-1}]$ is to glue α_{IJ} and e_K^{-1} to the open ends in (B5)

$$T[\alpha_{IJ}]T[e_K^{-1}] \begin{array}{c} \text{K} \\ | \\ r \\ \bullet \\ r \pm 1 \\ \circlearrowleft \\ r \\ \diagup \quad \diagdown \\ p \quad q \end{array} = \begin{array}{c} \text{K} \\ | \\ r \\ \text{---} \\ r \pm 1 \\ \circlearrowleft \\ r \\ \diagup \quad \diagdown \\ p \quad q \end{array} . \quad (\text{B8})$$

Tracing back $e_K^{-1}e_K$, we obtain

$$\begin{array}{c} \text{K} \\ | \\ r \\ \text{---} \\ r \pm 1 \\ \circlearrowleft \\ r \\ \diagup \quad \diagdown \\ p \quad q \end{array} = \begin{array}{c} \text{K} \\ | \\ r \\ \text{---} \\ r \pm 1 \\ \circlearrowleft \\ r \\ \diagup \quad \diagdown \\ p \quad q \end{array} . \quad (\text{B9})$$

The overlapping links give

$$\begin{array}{c} \text{K} \\ | \\ r \\ \text{---} \\ r \pm 1 \\ \circlearrowleft \\ r \\ \diagup \quad \diagdown \\ p \quad q \end{array} = \sum_{\pm} \sum_{\pm} a_{\pm}(p) a_{\pm}(q) \begin{array}{c} \text{K} \\ | \\ r \\ \text{---} \\ r \pm 1 \\ \circlearrowleft \\ r \\ \diagup \quad \diagdown \\ p \pm 1 \quad q \pm 1 \end{array} . \quad (\text{B10})$$

Finally, we simplify the coupling in the node by using standard recoupling theory (see appendix of [15])

$$\begin{array}{c} \text{K} \\ | \\ r \\ \text{---} \\ r \pm 1 \\ \circlearrowleft \\ r \\ \diagup \quad \diagdown \\ p \pm 1 \quad q \pm 1 \end{array} = \begin{array}{c} \text{K} \\ | \\ r \\ \text{---} \\ r \pm 1 \\ \circlearrowleft \\ r \\ \diagup \quad \diagdown \\ p \pm 1 \quad q \pm 1 \end{array} = \frac{Tet \begin{bmatrix} p & p \pm 1 & q \\ r & r & 1 \end{bmatrix} Tet \begin{bmatrix} r \pm 1 & r & p \pm 1 \\ q \pm 1 & q & 1 \end{bmatrix}}{\theta(p \pm 1, r \pm 1, q) \theta(q \pm 1, r, p \pm 1)} \begin{array}{c} r \\ | \\ \text{---} \\ p \pm 1 \quad q \pm 1 \end{array} . \quad (\text{B11})$$

Where we have used the definition of Tet twice. Collecting our results, we have found the following coefficient of the Hamiltonian constraint (analogous formulas are immediately obtained for the $+-$ and $--$ cases).

$$A_{iIJ++}(pqr) = \sum_{\epsilon=\pm 1} \left(1 - \theta(-\epsilon) + \theta(-\epsilon) \frac{\Delta_r}{\Delta_{r-1}} \right) \frac{Tet \begin{bmatrix} p & p+1 & q \\ r & r & 1 \end{bmatrix} Tet \begin{bmatrix} r+\epsilon & r & p+1 \\ q+1 & q & 1 \end{bmatrix}}{\theta(p+1, r+\epsilon, q) \theta(q+1, r, p+1)}$$

$$\times \sqrt{\frac{pq(r+\epsilon) \sqrt{\Delta_{r\pm 2}\Delta_r} \left\{ \begin{matrix} p & q & r+2\epsilon \\ p & q & r \\ 2 & 2 & 2 \end{matrix} \right\} Tet \left[\begin{matrix} r & r+2\epsilon & 1 \\ r+\epsilon & r+\epsilon & 2 \end{matrix} \right]}{\theta(2, r\pm 2, r) \sqrt{\theta(p, q, r\pm 2)\theta(p, q, r)\theta(r\pm 1, 1, r\pm 2)\theta(r\pm 1, 1, r)}}.$$

($\theta(1) = 1$, $\theta(-1) = 0$), where, we recall, overall factors have been neglected. The functions $\theta(a, b, c)$, Δ_a and Tet are given explicitly in [37] or in [15]. This formula gives the matrix elements of the hamiltonian constraint defined in [14] for all trivalent nodes.

APPENDIX C: COMPARISON WITH CRANE-YETTER 4D TQFT

The structure of quantum general relativity in the form presented in this paper is surprisingly similar to the Crane-Yetter 4d topological quantum field theory [9], which is a rigorous version of a model introduced by Ooguri [45], which can be seen as 4d generalization of the Ponzano-Regge-Turaev-Viro model [46,47]. The connection between the Ponzano-Regge-Turaev-Viro model and loop quantum gravity was explored in [48], where the relation between Crane-Yetter model and quantum gravity was also suggested. In this section, we sketch the Crane-Yetter theory, and discuss its similarities and differences with quantum GR. We believe that this comparison sheds light on the much debated issue of the relation between quantum gravity and TQFTs [10].

The Crane-Yetter model We introduce here the Crane-Yetter theory heuristically as a discretization of BF theory. BF theory is given in terms of two fields, an $SU(2)$ connection A^i , with curvature F^i , and an $su(2)$ -algebra valued 2-form B^i , by the action [49]

$$S_{BF} = \int B^i \wedge F^i. \quad (C1)$$

Before proceeding, it is interesting to note that conventional general relativity can be obtained from BF theory by simply adding a constraint term. Indeed one can show that the theory

$$S_{GR} = \int B^i \wedge F^i + \phi_{ij} B^i \wedge B^j, \quad (C2)$$

where the Lagrange multiplier ϕ_{ij} is traceless and symmetric, is equivalent to general relativity [50].

Consider the partition function of the theory

$$Z_{BF} = \int [dA] [dB] e^{-i \int B^i \wedge F^i}. \quad (C3)$$

Integrating in B , we obtain

$$Z_{BF} = \int [dA] \delta[F], \quad (C4)$$

namely an integral over flat $SU(2)$ connections. Let us define a lattice version of this theory by fixing a simplicial decomposition of the 4d manifold. (See also [39].) For later convenience we consider the dual of the simplicial decomposition as well. We represent the connection by means of group elements associated to 1d lines in this dual cellular decomposition. More precisely, we associate a group element U to each 2-3 flag, namely to each segment connecting the center of a 2-simplex with the center of one of the tetrahedra surrounding it (in its ring); as well as one group element W to each 3-4 flag, namely to each segment connecting the center of one of these tetrahedra with the center of an adjacent 4-simplex. These group elements can be thought as the exponential of the connection along the segments. The 2-skeleton of the dual triangulation is formed by elementary 2-surfaces w , called “wedges”, bounded by four of such segments (two of the 2-3 kind and two of the 3-4 kind); let $U_1(w), U_2(w), W_1(w), W_2(w)$ be the group elements associated to the segments that bound the wedge w . We can express the requirement that the connection is flat by requiring that the holonomy of the connection around each wedge is trivial. Then a discretization of (C4) is given by

$$Z_{BF} = \int [dU] [dW] \prod_w \delta[U_1(w)U_2(w)W_1(w)W_2(w)] \quad (C5)$$

where the delta function is the delta function of the unit on the $SU(2)$ group. We can expand the delta function in characters. For each w , we have

$$\delta[U_1(w)U_2(w)W_1(w)W_2(w)] = \sum_j e^{-i \text{Tr}_j(U_1(w)U_2(w)W_1(w)W_2(w))}, \quad (\text{C6})$$

where j labels the irreducible representations of $SU(2)$, and $\text{Tr}_j(U)$ is the trace of the group element U in the representation j . Using this, we can rewrite (C5) as an integral over group elements U and W associated to segments and half integers j associated to wedges:

$$Z_{BF} = \int [dU] [dW] \sum_{[j]} e^{-i \sum_w \text{Tr}_{j(w)}(U_1(w)U_2(w)W_1(w)W_2(w))}. \quad (\text{C7})$$

We can view the group elements U and W as the discrete version of the connection A , the j 's as a discrete version of the two form B and the expression $\text{Tr}_{j(w)}(U_1(w)U_2(w)W_1(w)W_2(w))$ as the discrete version of the expression $B^i \wedge F^i$.

Next, let us perform the group integration in (C7) explicitly. By integrating over the group elements U we force the colors of the wedges belonging to the same dual 2-cell to be equal. By integrating over the group elements W we force the j 's of the (four) dual 2-cells that join on a 1-cell to satisfy Clebsh-Gordan relation where they meet, leaving an extra degree of freedom J associated to each such dual 1-cell; J runs over the independent couplings of four $SU(2)$ representations. Finally, we end up with numerical factors associated to the 0-cells of the dual triangulation (plus other factors associated to faces and edges, which we disregard here in order not to make the exposition too heavy). Such numerical factors turn out to be 15- j symbols associated to the five J 's of the five 1-cells and the ten j 's of the ten 2-cells adjacent to each vertex.¹² Performing these integrations explicitly is a simple and interesting exercise. After these integration over the group elements, the theory is therefore reduced to a sum over colorings on the 2-cells and 1-cells, satisfying Clebsh-Gordan relations. We can interpret a zero color as no surface at all, and identify the 2-cells with faces and the 1-cells with edges of branched colored surfaces. Thus, we can write the partition function as a sum over branched colored surfaces living on the dual two skeleton of the simplicial triangulation. We obtain

$$Z_{BF} = \sum_{\sigma} A_{BF}[\sigma] \quad (\text{C8})$$

where the contribution of each surface is (up to the face and edge factors we have disregarded for simplicity) a product of vertices's factors

$$A_{BF}[\sigma] = \prod_v A_{BF,v}(\sigma); \quad (\text{C9})$$

the vertex factor is the 15- j symbol of the colorings adjacent to the vertex.

The similarity of this result with the construction in this paper (equations (57,58,59)) is striking. In both cases, we have a sum over the same kind of branched colored surfaces, and the weight for each surface is the product of vertex factors, where vertex factors are simple $SU(2)$ invariant functions of the adjacent colorings. Thus, the structure of quantum general relativity turns out to be extremely similar to the structure of a topological quantum field theory. Of course there are differences, and these differences are crucial. Let us examine them in detail.

- First of all, the vertex factor is different in the two theories: in BF theory it is a 15- j symbol, while in GR it is a combination of 9- j and 6- j symbols. This difference depends on the different dynamics of the two theories, and is at the root of the other differences.
- Second, in the case of BF theory there is a crucial theorem holding: triangulation independence. Refining the triangulation does not change the overall sum. This is the reason for which the theory is topological, and is a consequence of the fact that the classical theory has no local degrees of freedom. In GR, nothing similar holds, because GR has genuine local (*although non-localized!*) degrees of freedom. Therefore there is no reason to expect anything like triangulation independence for GR.

¹² A dual 0-cell is always adjacent to five 1-cells and ten 2-cells, because it corresponds to a four-simplex of the original simplicial decomposition, which is bounded by five tetrahedra and ten faces.

- The ensemble of surfaces over which the sum is defined is different in the two cases. In the BF case, we sum over surfaces over a fixed triangulation. In the case of GR, we sum over all topologically inequivalent surfaces, with an arbitrary number of vertices. Therefore, in the case of BF theory the surfaces to be consider are finite in number. In the case of GR we have to sum over arbitrarily complicated surfaces, or, equivalently, sum over arbitrarily fine triangulations of the manifold as well. Notice that this difference is a consequence of the previous point, namely triangulation independence of BF. We could average over arbitrarily fine triangulations in BF as well; but this would not affect the result, because each triangulation yields the same contribution as the coarsest one. Therefore: *Diff invariance of the sum is implemented in two different ways in BF and in GR, corresponding to the fact that BF is topological, while GR is not: in BF, invariance is obtained thanks to triangulation independence; in GR invariance is obtained by summing over arbitrarily fine triangulations.*
- The rigorous version of BF theory requires $SU(2)$ to be replaced by quantum $SU(2)$. This can be seen simply as a smart stratagem for regularizing the sum in an invariant manner, yielding a finite result. Notice that in GR regularizing $SU(2)$ to quantum $SU(2)$ would not guarantee an overall finite sum, because the surfaces themselves are infinite in number. Thus, quantum GR does not admit a rigorous finite version as quantum BF, at least as far as we can presently see, even if one attempts to replace $SU(2)$ with quantum $SU(2)$ in GR [51].
- The vertices of BF have always five edges and ten faces, while vertices of GR have (at least with the ordering considered so far) four edges and an arbitrary number of faces.

These points illuminate the difference between quantum GR and topological field theories. Let us discuss this point in some detail.

Both theories are invariant under diffeomorphism. Contrary to a common belief, diffeomorphism invariance does not imply that a quantum theory is topological in the sense of having a finite number of degrees of freedom. In particular, we think that the folklore according to which gravity has a diff-invariant topological “phase” makes no sense. According to this folklore, gravity has a diff-invariant topological phase with a finite number of degrees of freedom, and a broken phase in which diffeomorphism invariance is broken by a vacuum with a given geometry. There are two mistakes in this two-phases folklore. First, a physical state is diffeomorphism invariant even if the expectation values of geometric quantities are non-zero. Consider the state corresponding to flat spacetime. This state is diffeomorphism invariant. It correspond to the set of all flat metrics, which is a diffeomorphism invariant set. Saying that a flat geometry breaks diff-invariance is the same mistake as saying that a certain given physical electromagnetic field breaks gauge invariance – just because we *write* it in a certain gauge. Flat space does not break diff-invariance neither in the classical nor in the quantum theory.

Second, fully implemented diffeomorphism invariance does *not* imply that the theory has a finite number of degrees of freedom. This is an unfounded popular belief deriving from the fact that the few diffeomorphism invariant quantum field theories that were first constructed all had a finite number of degrees of freedom. But if the first three cats we see in Venice are black, we cannot conclude that all cats are black in Venice.

We expect the quantum theory of gravity to be diffeomorphism invariant at all scales, and have infinite degrees of freedom at all scales. There is no contradiction between these two requirements. In particular, Atiyah’s axioms for topological quantum field theory are likely to be suitable for quantum general relativity as well, if we drop the request that the Hilbert spaces attached to boundaries of the four-manifold be finite dimensional.

Finally, we may turn the comparison the other way around, and describe quantum BF theory in the language so far used for quantum GR. We can capture quantum BF theory in terms of its vertex. A BF vertex has five edges and ten faces. Assume that one of these edges comes from the past, and four go to the future (the other cases are given by crossing symmetry, that clearly holds in BF theory). A moment of reflection shows that the elementary vertex of BF theory “opens up” a four-valent intersection of a spin-network into a “small” tetrahedron:

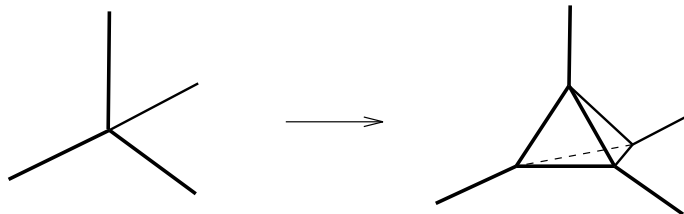


FIG. 13. The elementary vertex of BF theory. Notice that there are 5 nodes and 10 links, yielding 15 colors. The value of this vertex is the $15\text{-}j$ symbol of their 15 colors.

The matrix element of the hamiltonian between these two (partial) spin networks is the $15\text{-}j$ symbol of the 15 colors associated to the four links and the one node of the incoming spin network, and the six other links and four other

nodes of the newly created tetrahedron. It would be interesting to derive this hamiltonian from the hamiltonian loop quantization of BF theory.

Finally, recall that according to canonical loop quantum gravity the colors of the spin networks are quanta of area: the area of a surface S pinched by a single link with color $2j$ is [12]

$$A(S) = 16\pi\hbar G \sqrt{j(j+1)}. \quad (\text{C10})$$

Consider a triangle (a 2-simplex) S in a triangulation of spacetime. Its area $A(S)$ is determined by the spin-networks crossing it. Let there be a spin network's link crossing S . In the spacetime picture, this link sweeps a 2d face s , which intersects S in a point: s is the face of the dual triangulation which is dual to the triangle S , and $2j$ is the color of s . Therefore, we have found the natural geometrical interpretation of the colors associated to the faces: if a face has color $2j$, its dual triangle has area $16\pi\hbar G \sqrt{j(j+1)}$. The color of a face s is the area of the triangle S , *dual* to s ! This relation is 4d version of the length-color relation found in 3d in Ref. [48].

APPENDIX D: TERMINOLOGY

To help the reader, we collect here a list of terms employed.

Node: Point in 3d space where the links of a spin network meet.

Link: Line in 3d space connecting two nodes of a spin network.

Face: Surface in 4d spacetime (swept by a link).

Edge: Line in 4d spacetime where several faces meet (swept by a node).

Vertex: Point in 4d spacetime where several edges meet.

A spin network is formed by nodes and links. A branched surface is formed by faces, edges, and vertices. For the branched surfaces that live on the 2-skeleton of the dual triangulation of the manifold in simplicial BF theory, faces, edges, and vertices live on 2-, 1- and 0-cells respectively of the cellular decomposition dual to the simplicial triangulation. They are therefore associated to 4-, 3- and 2-simplices of the triangulation, respectively. Therefore a vertex corresponds to a 4-simplex, an edge to a tetrahedron, and a face to (its dual) triangle.

-
- [1] For an overview, see C Isham, “Structural Issues in Quantum Gravity”, to appear in the proceedings of the GR14 (Florence 1995) gr-qc/9510065.
 - [2] R Feynman, Rev Mod Phys 20 (1948) 367.
 - [3] C Teitelboim, Phys Lett 96B (1980) 77; in *An Einstein Centenary Volume* edited by A Held (Plenum: New York 1980).
 - [4] R Feynman, Phys Rev 80 (1950) 440; Y Nambu, Prog of Theor Phys 5 (1950) 82.
 - [5] L Smolin, “The classical limit and the form of the hamiltonian constraint in nonperturbative quantum gravity”, gr-qc/9609034.
 - [6] J Baez, “Strings, Loops, Knots and Gauge Fields” hep-th/9309067; in *Knots and Quantum Gravity*, (Oxford University Press: Oxford 1994).
 - [7] M Reisenberger, “Worldsheet formulations of gauge theories and gravity”, gr-qc/9412035; Nuc Phys B457 (1995) 643.
 - [8] M Reisenberger, “A left-handed simplicial action for euclidean general relativity”, gr-qc/9609002; “Simplicial euclidean quantum general relativity”, in preparation.
 - [9] L Crane, DN Yetter, “A categorical construction of 4D TQFTS”, hep-th/9301062, to appear in *Quantum Topology*, edited by R Baadhio, LH Kauffman, World Scientific. L Crane, LH Kauffman, DN Yetter “Evaluating the Crane-Yetter Invariant” hep-th/9309063, to appear in *Quantum Topology, op. cit.*. See also [52].
 - [10] L Crane, J Math Phys 36 (1995) 6180. J Baez, J Math Phys 36 (1995) 6073. M Atiyah, J Math Phys 36 (1995) 6069. AS Cattaneo, P Cotta-Ramusino, J Frölich, M Martellini, J Math Phys 36 (1995) 6137. J Barret, J Math Phys 36 (1995) 6161. L Smolin, J Math Phys 36 (1995) 6417. L Crane, in *Knots and Quantum Gravity* ed J Baez, Oxford University Press.
 - [11] C Rovelli and L Smolin, Phys Rev Lett 61 (1988) 1155; Nucl Phys B331 (1990) 80. For a recent review, see C Rovelli “Loop Quantum Gravity and Black hole Physics” gr-qc/9608032, and complete references therein. For a detailed introduction to the formalism needed to perform the calculations in the scheme developed here, see [15].
 - [12] C Rovelli, L Smolin, Nuc Phys B 442 (1995) 593.
 - [13] C Rovelli, L Smolin, Phys Rev Lett 72 (1994) 446; R Borissov, “Graphical Evolution of Spin Network States” gr-qc/9606013.
 - [14] T Thiemann, Phys Rev Lett B380 (1996) 257; “Quantum Spin Dynamics (QSD)”, gr-qc/9606089; “Quantum Spin Dynamics II”, gr-qc/9606090.
 - [15] R DePietri, C Rovelli, Phys Rev D54 (1996) 2664.
 - [16] J Lewandowski, Int. J. Mod. Phys. D3 (1994) 207; C Rovelli L Smolin, Phys Rev D 53, 5743 (1995).
 - [17] J Baez, Advances in Mathematics, 117 (1996) 253; in *The interface of Knots and Physics*, ed LH Kauffman, American mathematical Society, Providence, Rhode Island 1966.
 - [18] T Thiemann, “The inverse loop transform”, hep-th/9601105.
 - [19] D Marolf, Ph D Dissertation (1992). Class Quant Grav 12 (1995) 1199-1220. Higuchi, Class and Quant Grav 8 (1991) 1983; 2023.
 - [20] L Smolin, in *Quantum Gravity and Cosmology*, ed J Perez-Mercader, J Sola, E Verdaguer (World Scientific: Singapore 1992); in *Brill Feschrift Proceedings*, edited by B Hu and T Jacobson (Cambridge University Press, Cambridge, 1993); in *Quantum Gravity and Cosmology* (World Scientific, Singapore, 1993).
 - [21] A Ashtekar, J Lewandowski, D Marolf, J Mourao and T Thiemann, J Math Phys 36 (1995) 6456.
 - [22] JF Barbero, Phys Rev D51 (1995) 5507. T Thiemann, “Reality conditions inducing transforms for quantum gauge field theory and quantum gravity”, gr-qc/9511057. A Ashtekar, Phys Rev D53 (1996) 2865.
 - [23] C Rovelli, J Math Phys 36 (1995) 5629.
 - [24] R Borissov, R DePietri, C Rovelli: “The matrix elements of Thiemann’s hamiltonian”, in preparation.
 - [25] A Ashtekar, J Lewandowski, in *Knots and Quantum Gravity*, Oxford Science Publications, Clarendon Press, Oxford 1994.
 - [26] R DePietri, “Equivalence of loop and connection representation”, University of Parma Preprint, March 1996.
 - [27] J Lewandowski, “Volume and Quantizations”, gr-qc/9602035.
 - [28] S Frittelli, L Lehner, C Rovelli, Class and Quantum Grav, 13 (1996) 2921.
 - [29] L Smolin, “Three Dimensional Strings as Collective Coordinates of Four Dimensional Non-Perturbative Quantum Gravity”, gr-qc/9609031.
 - [30] B Brügmann, “On the constraint algebra of quantum gravity in the loop representation”, gr-qc/9512036.
 - [31] C Rovelli, Class and Quant Grav 8 (1991) 297.
 - [32] JD Brown, K Kuchar, Phys Rev D51 (1995) 5600.
 - [33] EPT Liang, Phys Rev D5 (1972) 2458; CJ Isham, Proc R Soc A351 (1976) 209; C Teitelboim in *An Einstein Centenary Volume* ed A Held (New York: Plenum 1980).
 - [34] JS Carter, M Saito, in *Knots and Quantum Gravity*, edited by J Baez (Oxford University: Oxford 1994).
 - [35] B Brügmann, private communication, 1994.
 - [36] J Hartle, SW Hawking, Phys Rev D28 (1983) 2960. SW Hawking in *Relativity, Groups and Topology, Les Houches Session XL* edited by B DeWitt R Stora (North Holland: Amsterdam 1984).

- [37] LH Kauffman, SL Lins, *Temperley-Lieb Recoupling Theory and Invariant of 3-Manifolds* (Princeton University Press: Princeton 1994).
- [38] H Forth, R Gambini, J Pullin, “Lattice knot theory and quantum gravity in the loop representation”, gr-qc/9608033; G Immirzi, “Quantizing Regge calculus” gr-qc/9512040; J Iwasaki, J Math Phys 36 (1995) 6288.
- [39] JA Zapata Class Quant Grav 13 (1986) 2617.
- [40] R Loll, Phys Rev Lett 75 (1995) 3048; Nucl Phys B444 (1995) 619; Nucl Phys B460 (1996) 143; Phys Rev D54 (1996) 5381.
- [41] RM Williams, J Math Phys 36 (1995) 6276.
- [42] S Frittelli, ET Newman, CN Kozameh, J Math Phys 36 (1995) 6397.
- [43] JC Baez, Advances in Mathematics, 117 (1996) 253; gr-qc/9411007; in *The Interface of Knots and Physics*, edited by LH Kauffman (American Mathematical Society, Providence, Rhode Island, 1996), gr-qc/9504036;
- [44] T Thiemann, “Closed formula for the matrix elements of the volume operator in canonical quantum gravity” gr-qc/9606091. See also: C Rovelli and H Morales-Tecotl, Phys Rev Lett 72 (1995) 3642; Nucl Phys B451 (1995) 325.
- [45] H Ooguri, Mod. Phys. Lett. A7 (1992) 2799.
- [46] G Ponzano, T Regge, in *Spectroscopy and group theoretical methods in physics* edited by F Bloch (North Holland, Amsterdam 1968).
- [47] VG Turaev, OV Viro, Topology 21 (1992) 865.
- [48] C Rovelli Phys Rev D48 (1993) 2702.
- [49] AS Schwarz, Lett Math Phys 2 (1978) 247; Comm Math Phys 67 (1979) 1; G Horowitz, Comm Math Phys 125 (1989) 417; M Blau, G Thompson, Ann Phys 209 (1991) 129.
- [50] JF Plebanski, Journ Math Phys 18 (1977) 2511; T Jacobson L Smolin, Phys Lett B196 (1987) 39; Class Quant Grav 5 (1988) 583; R Capovilla, J Dell, T Jacobson, Class Quant Grav 8 (1991) 41; Class.Quant.Grav. 8 (1991) 59; R Capovilla, T Jacobson, Mod. Phys Lett A7 (1992) 1871.
- [51] R Borissov, S Major, L Smolin, gr-qc/9512043.
- [52] L Crane, I Frenkel “Four-dimensional Topological Quantum Field Theory, Hopf Categories and the Canonical Bases”, J Math Phys 35 (1994) 5136; L Crane, DN Yetter, “On Algebraic Structures Implicit in Topological Quantum Field Theories” hep-th/9412025, J Knot Th and Ram, to appear; L Crane, LH Kauffman, DN Yetter, “State-Sum Invariants of 4-manifolds” hep-th/9409167, J Knot Th and Ram, to appear; P Cotta-Ramusino, M Martellini, in *Knots and Quantum Gravity*, edited by J Baez (Oxford University: Oxford 1994).