

A Semi-Analytical Method For The Evaluation of The Power Spectrum of a Rotating Observer

Daniel Müller

Instituto de Física, Universidade de São Paulo
Caixa Postal 66318 - CEP 05389-970 - São Paulo, S. P., Brasil
 (September 2, 2018)

Abstract: In this letter we propose a semi-analytical method of finding the power spectrum of a circular moving detector.

In this letter I consider a *monopole* type detector [1,2] interacting with a scalar field $\phi(x)$. The interacting Lagrangian is, as usual, $L_I = m(t)\phi(x^\mu)$. We require both the detector and the field to obey Schrödinger's unitary time evolution. The physical states are described in the usual way as a particular representation of the abstract Hilbert space, given by the tensor product of the detector's and field states. Let us assume that in the very early past the detector state is some state $|E\rangle$ and that the field is in the (Minkowski) vacuum state $|0\rangle$. As the detector moves, field and detector will undergo transitions to various states, in a trajectory dependent fashion. Since one does not care about the field's final state, the unknown final state of the field should be traced out from the transition probability for the transitions in question. This process yields, in first order of perturbation theory the following expression for the transition probability [2]

$$P(E) = C(E) \lim_{\tau_0 \rightarrow \infty} \frac{1}{2\tau_0} \int_{-\tau_0}^{+\tau_0} \int_{-\tau_0}^{+\tau_0} e^{-iE(\tau-\tau')} \langle 0_M | \phi(x^\mu(\tau)) \phi(x^\mu(\tau')) | 0_M \rangle d\tau d\tau'. \quad (1)$$

Here $C(E)$ depends on the internal constituency of the detector while the second term corresponds to the noise this detector is submitted to, that's to say, on the way the field fluctuates as seen by the observer in his trajectory $x^\mu(\tau)$. As the detector follows a non-inertial trajectory, there is a finite probability of being excited. As well known since Unruh's milestone work, for a uniformly accelerated trajectory the power spectrum has Planckian form. That is to say, the detector feels exactly as if it were immersed in a black body bath at temperature $T = \frac{\hbar a}{2\pi c k_B}$ where a is it's proper acceleration, c the light velocity, \hbar and k_B are Planck's and Boltzman's constant respectively [1].

When the detector follows a circular trajectory with uniform angular velocity, then the detector gets also excited, but the spectrum is no longer Planckian [3]. Circular motion has proven to be very interesting because it can be regarded as an experimental verification of the Unruh effect through the depolarization of an electron beam in circular particle colliders [4]. Unfortunately, this power spectrum was so far obtained via numerical integration in a case by case fashion. In this letter we propose a semi-analytical general method and do study some specific examples. It's an easy exercise to show that for a uniform rotation of radius R and velocity v :

$$P(E) = -\frac{a}{8\pi^2 v \gamma^3} \int_{-\infty}^{+\infty} \frac{e^{-i\beta E x}}{x^2 - v^2 \sin^2 x} dx, \quad (2)$$

where γ is the usual Lorentz factor, $\beta = \frac{2v\gamma}{a}$ and $a = v^2\gamma^2/R$ is the proper acceleration. The above integral will be obtained via the method of residues. The transcendental equation

$$z = v \sin z, \quad (3)$$

yields the poles labeled z_n in the complex plane. The above equation can be separated in real and imaginary parts with z represented by $z = x + iy$, forming a system of two equations

$$x = v \sin x \cosh y \quad (4)$$

$$y = v \cos x \sinh y. \quad (5)$$

When $x = 0$ we have two pure imaginary poles that are given by the equation (5), whose graphical solution we plot in FIG. 1.

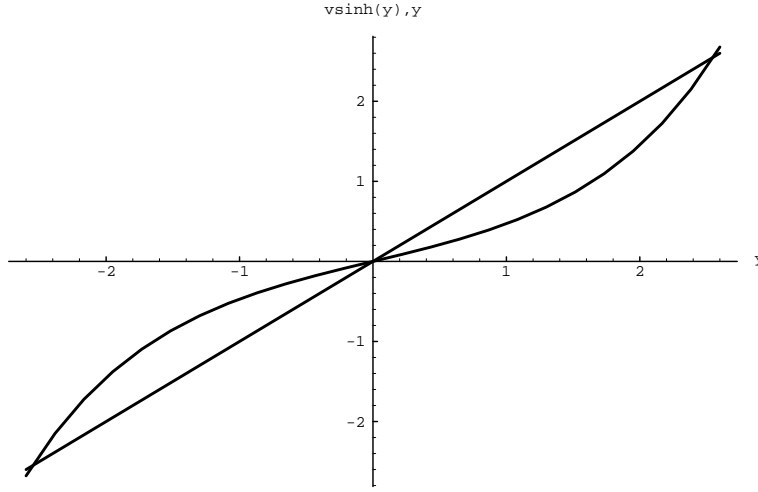


FIG. 1. - graphical solution of equation $y - v \sinh y = 0$, with $v = 0.4$.

For a further inspection of the location of the poles we use polar coordinates $z = \rho e^{i\theta}$ in (3) neglecting the negative exponential to obtain (we assume $\rho \gg 1$)

$$e^{\rho \sin \theta} \cos(\rho \cos \theta) = \frac{2\rho}{v} \sin \theta \quad (6)$$

$$e^{\rho \sin \theta} \sin(\rho \cos \theta) = \frac{2\rho}{v} \cos \theta, \quad (7)$$

wich upon squaring and summing one to another gives for $\sin \theta$

$$\sin \theta = \frac{1}{\rho} \log(2/v) + \frac{\log \rho}{\rho}. \quad (8)$$

Equation (8) says that as we move away from the origin $\theta \sim n\pi$. Because of the reflection symetry of equation (3) we have that the poles are near the real axis and symetrically located as sketched in FIG. 2.

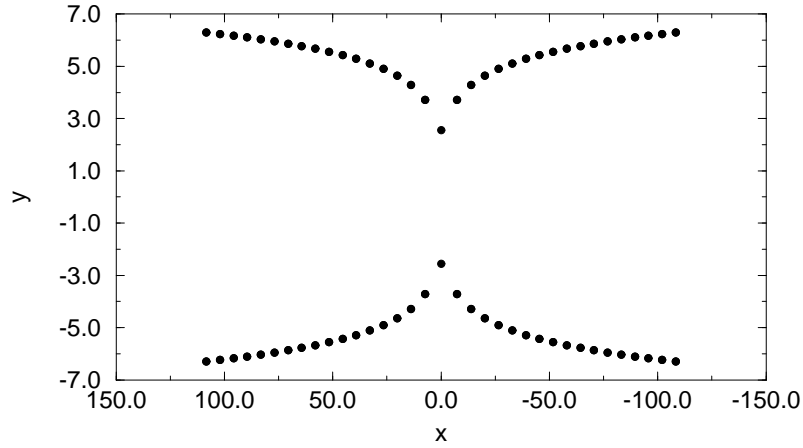


FIG. 2. -location of the poles of $v \sin z = z$ for $v=0.4$ in the complex plane with the real part represented by x and the imaginary part by y .

To obtain the exact location of the other poles, when $x \neq 0$, we have to solve

$$v \cos x \sqrt{\frac{x^2}{(v \sin x)^2} - 1} - \operatorname{arcosh}\left(\frac{x}{v \sin x}\right) = 0. \quad (9)$$

wich is obtained in a combination of (6) and (7).

The contour of integration has to be closed from bellow, and the integral is obtained by summing the first order residues

$$P(E) = -\frac{iv}{8\pi r \gamma} \sum_n^{\infty} \frac{e^{-iE\beta z_n}}{-z_n + v^2 \sin z_n \cos z_n}. \quad (10)$$

This series turns out to converge rapidly enough. Therefore we have only to sum over a few poles to obtain a fairly good approximation. The poles are found in different regimes:

- In the relativistic limit $v \rightarrow 1$ the pure imaginary pole near the origin gives the most important contribution to the integral [5]. The denominator of the integral can be expanded in a power series in z and the analitical result yields

$$P(E) = \frac{a}{8\pi\sqrt{3}} e^{\frac{-2\sqrt{3}E}{a}}, \quad (11)$$

- Taking $\sin \theta$ from expression (8) and substituting in right side of (6) with the approximation $\cos(\rho \cos \theta) \sim \cos \rho$ since $\theta \sim 2n\pi$ (we analyze only the first quadrant) results

$$\cos \rho = \frac{\log(2/v)}{\rho} + \frac{\log(\rho)}{\rho}. \quad (12)$$

For suficiently large ρ we can expand the above equation in the vicinity of $\rho_0 = 2n\pi + \pi/2$, to obtain an approximate value for ρ ,

$$\rho = 2n\pi + \pi/2 + \left[\frac{\log(2/v)}{2n\pi + \pi/2} + \frac{\log(2n\pi + \pi/2)}{2n\pi + \pi/2} \right] \left[\frac{\log(2/v) + \log(2n\pi + \pi/2) - 1}{(2n\pi + \pi/2)^2} - 1 \right]^{-1}. \quad (13)$$

- In the non relativistic limit $v \rightarrow 0$ it follows from (8) that $y \sim \log(v/2)$. The approximate value for the real part $x \sim 2n\pi$ is obtained dividing (4) by (5) and remembering that in this limit $\tanh y \sim \pm 1$. Substitution of these two approximations in $y = \rho \sin \theta$ with $\sin \theta$ given by (8) gives $y = \log(v/2) + 1/2 \log(4^2 n^2 \pi^2 + \log(v/2)^2)$. After one iteration the result is further improved:

$$y = \log(2/v) + 1/2 \log(4n^2 \pi^2 + [\log(2/v) + 1/2 \log(4n^2 \pi^2 + (\log(2/v))^2)]^2). \quad (14)$$

The approximations used for finding the poles (eqs.(13) and (14)) were confronted against direct numerical evaluation of the roots of eq. (9) showing good agreement. Once the poles are obtained they are substituted in equation (10). In what follows we plot the graphs of $F(E)$, the spectrum itself, which is obtained from the power spectrum $P(E)$ upon multiplication by the density of states $E^2/4\pi$.

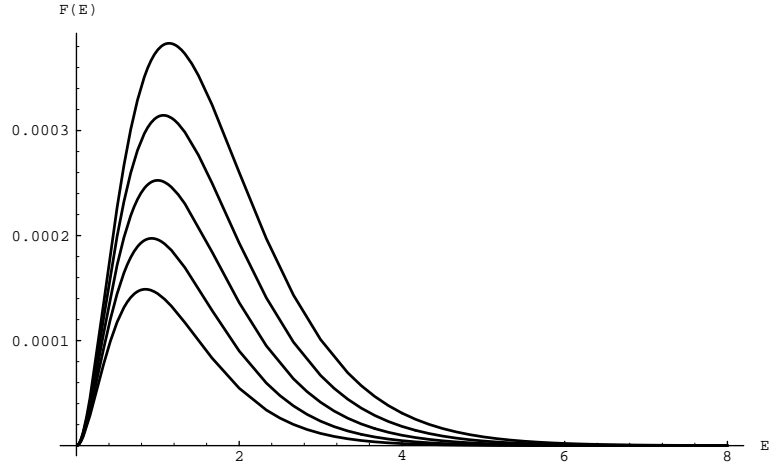


FIG. 3. - results obtained with $P(E)$ given by (10) with $\nu=0.868243, 0.894427, 0.913812, 0.928477, 0.939793, 0.948683$, and $R=2.21057, 2.61532, 3.03826, 3.478, 3.93338, 4.4034$

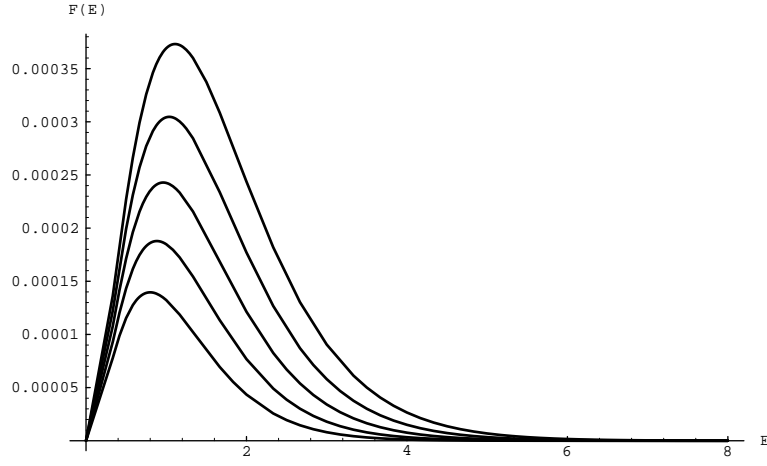


FIG. 4. - direct plot of $F(E)$, with $P(E)$ given by equation (11), with the same values of v and R of FIG.3, showing when the relativistic limit ceases to be valid.

ACKNOWLEDGMENTS

I'm thankful to M. Schiffer and G. Matsas for valuable discussions and $CNPQ$ for financial support.

-
- [1] Unruh, W. G. (1976), Phys. Rev. **D14**, 870.
 - [2] DeWitt, B. S. (1979), in General Relativity, ed. S. W. Hawking and W. Israel (Cambridge University Press), p. 680.
 - [3] Letaw, J. R. (1981), Phys. Rev. **D23**, 1709.
 - [4] Bell, J. S. and J. M. Leinaas (1983), Nucl. Phys. **B212** , 131.
 - [5] Takagi, S. (1986), Prog. Theo. Phys. Supplement **88** p. 134.