

The Regge Calculus is not an approximation to General Relativity.

Leo Brewin

*Department of Mathematics
Monash University
Clayton, Vic. 3168
Australia*

Abstract

It will be shown that the truncation error for the Regge Calculus, as an approximation to Einstein's equations, varies as $O(\Delta^2)$ where Δ is the typical discretization scale. This result applies to any metric, whether or not it is a solution of the vacuum Einstein equations. It is in this sense that the Regge Calculus is not a discrete representation of Einstein's equations.

A new set of equations will be presented and will be shown to have a truncation error of $O(\Delta^4)$ for exact solutions and of $O(\Delta^2)$ for any other metric.

1. Introduction

Since its inception in 1961 [1] the Regge Calculus has been believed to offer a discrete representation of Einstein's theory of General Relativity. There is a good body of theoretical and empirical evidence to support this view. It has been used in numerical relativity [2-12] and as a possible approach to quantizing gravity [13-18]. For a detailed review see Williams and Tuckey [19]. The crucial issue is whether or not the Regge Calculus converges to Einstein's General Relativity. A negative answer would deal a serious blow to both the numerical and quantum programs.

The simplest test that one could conduct would be to evaluate the truncation error in the Regge Calculus. For a typical Regge equation this could be defined as

$$\tau_i = \sum_{j(i)} \theta_i \frac{\partial A_i}{\partial L_j^2} \quad (1)$$

with the right hand side evaluated at some solution of Einstein's equations. To evaluate the τ_i one needs to establish some correspondence between the smooth $g_{\mu\nu}$'s of the continuum and the L_{ij} of the Regge spacetime. There are a number of ways to do this but the most natural is to map each leg of the Regge spacetime into a geodesic segment in the continuum. The geodesic length is then assigned to the L_{ij} .

The important question is how does the truncation error vary with the discretization scale Δ ? Since the defect angles θ_i are related to parallel transport around closed two dimensional loops one can expect an $O(\Delta^2)$ arising from such terms. Thus for any continuum metric we can expect $\tau = O(\Delta^m)$ with $m \geq 2$. However, for exact solutions of Einstein's equations we

must, if the Regge Calculus is a consistent approximation to Einstein's equations, observe a higher order behaviour such as $\tau = O(\Delta^3)$. In this way the truncation error can be used as a method of establishing whether or not a given continuum metric is a solution of Einstein's equations. One of the principle results of this paper^{*} is that, **for any continuum metric, whether or not it is a solution of Einstein's equations**, the truncation error varies as $O(\Delta^2)$.

This result seems to be at odds with most of the previous work in the Regge Calculus. How can this be? In nearly all cases the family of Regge spacetimes constructed as an approximation to a single Einstein solution contained too few members to allow a proper investigation of the truncation error. It is surprising that there has been no systematic study of the truncation error in the Regge Calculus. One exception is the paper by Steve Lewis [10] in which he studied two cosmological solutions. He showed that for a flat FRW model the Regge equations and their solutions did converge to their Einsteinian counterparts. This result is probably due to the high degree of symmetry in the target spacetime. In contrast, he also showed that for a Kasner solution one needed to take an average of some of the Regge equations to recover the correct Einstein equations. Where previously there had been three Regge equations there was now just one. This reduction in the number of equations had been hinted at by Sorkin [21] as early as 1975 yet few people have recognized the significance of this and Lewis's result. However, Warner Miller [11] has pointed out many times that in general there are more than ten Regge equations per spacetime point. This is easy to see in three dimensions with an infinite hypercubic lattice on R^3 . For this model there are seven legs per vertex as compared to the six functions $g_{\mu\nu}$. One might counter by arguing that for some other simplicial representation one might obtain six legs per vertex. But no such representation is known. The observations of Sorkin, Lewis and Miller strongly suggest that, in general, the Regge equations can not be equivalent to Einstein's equations. The real proof though lies in establishing the truncation error for the Regge Calculus. This will be the main focus of section 2. In the subsequent section 3 it will be shown that a modified set of equations can be obtained from a local smoothing of the Einstein equations. This work is based upon a paper by Brewin [22] in which a comparison between Einstein's and Regge's theories was made under the assumption that the spacetimes were almost flat. The equations presented here will be shown to have a truncation error of order Δ^4 and thus can be used as a basis for numerical investigations of Einstein's equations.

2. Methods

The task here is to construct a local group of simplices representing a small patch on the continuum spacetime and to compute the truncation errors as a function of the scale of the patch. However, in order to evaluate the truncation error one needs to be able to compute the geodesic distance between any pair of points in the continuum spacetime. This leads to the following two point boundary problem.

^{*} This behaviour has also been independently observed by Mark Miller [20].

Find the curve $x^\mu(\lambda)$ which, for $0 \leq \lambda \leq 1$, satisfies

$$0 = \frac{d^2 x^\mu}{d\lambda^2} + \sum_{\alpha\beta} \Gamma_{\alpha\beta}^\mu(x^\rho(\lambda)) \frac{dx^\alpha}{d\lambda} \frac{dx^\beta}{d\lambda}$$

subject to $x^\mu(0) = x_i^\mu$ and $x^\mu(1) = x_j^\mu$.

Once the geodesic is known the squared leg length is assigned as

$$L_{ij}^2 = \epsilon \left(\int_0^1 \left| g_{\mu\nu} \frac{dx^\mu}{d\lambda} \frac{dx^\nu}{d\lambda} \right|^{1/2} d\lambda \right)^2$$

with $\epsilon = \pm 1$ according to the signature of the geodesic (which is assumed not to change along the geodesic, a reasonable assumption for short geodesics).

This boundary value problem was solved by a shooting method. The idea is to convert the boundary value problem into an initial value problem and then to try to find the initial values so as to satisfy the end boundary condition. Let $y^\mu(\lambda, g^\nu)$ denote a solution of the initial value problem starting with the guess $g^\mu = dy^\mu/d\lambda$. The challenge now is to solve the coupled equations $0 = x^\mu(1) - y^\mu(1, g^\nu)$ for g^ν . This was done via a Newton-Raphson approach

$$\begin{aligned} g_{n+1}^\mu &= g_n^\mu + \delta g^\mu \\ x^\mu(1) - y^\mu(1, g_n^\nu) &= - \left(\frac{\partial y^\mu}{\partial g^\alpha} \right)_n \delta g^\alpha \end{aligned}$$

The partial derivatives were evaluated numerically

$$\left(\frac{\partial y^\mu}{\partial g^\alpha} \right)_n \leftarrow \frac{y^\mu(1, g_n^\nu + \delta h^\nu) - y^\mu(1, g_n^\nu - \delta h^\nu)}{2\delta h^\alpha} \quad (2)$$

Notice that to evaluate all of the partial derivatives requires at least 8 complete integrations of the initial value problem. The leg lengths were evaluated by appending the differential equation for $ds/d\lambda$ to the Runge-Kutta routine.

Two issues remain, the choice of simplices and the procedure for scaling the local patch. This later task is quite simple. Let a set of coordinates in the patch on the continuum spacetime be given by y^μ and their values at the vertices by y_i^μ . Now define a coordinate transformation from y^μ to x^μ by

$$y^\mu = x_\star^\mu + \Delta(x^\mu - x_\star^\mu) \quad 0 < \Delta \leq 1$$

This will be viewed as an active transformation having the effect of focusing the vertices upon the (freely chosen) central point x_\star^μ . In this construction each vertex carries with it its initial coordinates. The metric in these coordinates is therefore

$$ds^2 = \Delta^2 g_{\mu\nu}(x_\star^\mu + \Delta(x^\mu - x_\star^\mu)) dx^\mu dx^\nu$$

The leading Δ^2 serves only as a constant conformal factor and can thus be safely deleted. Finally, the form of the metric from which the geodesics are calculated is just

$$ds^2 = g_{\mu\nu}(x_\star^\mu + \Delta(x^\mu - x_\star^\mu))dx^\mu dx^\nu \quad (3)$$

with the coordinates at the vertices x_i^μ being chosen independently of Δ .

There is an endless variety of simplicial decompositions that one could choose for a particular spacetime. The negative result, that the Regge Calculus is not a discrete theory of General Relativity, was obtained for three distinct models. Two of the models were constructed from a set of tetrahedra surrounding a common vertex with the 4-simplices being generated by dragging the common vertex forwards and backwards in time. The third model was a $3 \times 3 \times 3 \times 3$ four dimensional hypercubic lattice. The details of these models are as follows.

2.1. Model 1

This model is based on the collection of four tetrahedra described by

$$(1, 2, 3, 5) \quad (1, 2, 4, 5) \quad (1, 3, 4, 5) \quad (2, 3, 4, 5)$$

as depicted in figure (1a). Spatial coordinates are then assigned to each of the five vertices

$$(i) \leftarrow (0, x_i^2, x_i^3, x_i^4).$$

Next, a pair of new vertices (5^\uparrow) and (5^\downarrow) are created with coordinates

$$(5^\uparrow) \leftarrow (+x_5^1, x_5^2, x_5^3, x_5^4)$$

$$(5^\downarrow) \leftarrow (-x_5^1, x_5^2, x_5^3, x_5^4)$$

Finally the set of 4-simplices is created by connecting (5^\uparrow) and (5^\downarrow) to all of the vertices (1), (2), (3), (4) and (5). This creates a simplicial manifold with eight 4-simplices

$$(1, 2, 3, 5, 5^\uparrow) \quad (1, 2, 4, 5, 5^\uparrow) \quad (1, 3, 4, 5, 5^\uparrow) \quad (2, 3, 4, 5, 5^\uparrow)$$

$$(1, 2, 3, 5, 5^\downarrow) \quad (1, 2, 4, 5, 5^\downarrow) \quad (1, 3, 4, 5, 5^\downarrow) \quad (2, 3, 4, 5, 5^\downarrow)$$

2.2. Model 2

This is identical in construction to the previous model with the exception that the initial set of tetrahedra, depicted in figure (1b), consists of eight tetrahedra

$$(1, 2, 4, 5) \quad (1, 2, 5, 6) \quad (1, 2, 6, 7) \quad (1, 2, 4, 7)$$

$$(1, 3, 4, 5) \quad (1, 3, 5, 6) \quad (1, 3, 6, 7) \quad (1, 3, 4, 7)$$

In this model the common vertex is (1) and it is dragged forward and backward in time just as in the previous model.

2.3. Model 3

This is a four dimensional hypercubic lattice containing 1944 4-simplices. This model can be built from a unit hypercube, consisting of 24 4-simplices, being replicated twice along each of the four (Cartesian like) coordinate curves. The details are as follows. Consider a four dimensional space covered by Cartesian coordinates x^μ . The vertices are located at the points with coordinates (a, b, c, d) for integer values of a, b, c and d in the set $\{0, 1, 2, 3\}$. There are, therefore, 256 vertices which are labeled lexicographically by the function

$$\mathbf{lex}(a, b, c, d) = 1 + d + 4(c + 4(b + 4a))$$

If the notation $(p, q, r, s, t)_i$ is defined as $(p + i, q + i, r + i, s + i, t + i)$ then the set of 24 4-simplices that constitutes the unit hypercube at vertex (i) is

$$\begin{array}{cccc} (0, 1, 3, 7, 15)_i & (0, 1, 3, 11, 15)_i & (0, 1, 9, 11, 15)_i & (0, 8, 9, 11, 15)_i \\ (0, 1, 5, 7, 15)_i & (0, 1, 5, 13, 15)_i & (0, 1, 9, 13, 15)_i & (0, 8, 9, 13, 15)_i \\ (0, 2, 3, 7, 15)_i & (0, 2, 3, 11, 15)_i & (0, 2, 10, 11, 15)_i & (0, 8, 10, 11, 15)_i \\ (0, 2, 6, 7, 15)_i & (0, 2, 6, 14, 15)_i & (0, 2, 10, 14, 15)_i & (0, 8, 10, 14, 15)_i \\ (0, 4, 5, 7, 15)_i & (0, 4, 5, 13, 15)_i & (0, 4, 12, 13, 15)_i & (0, 8, 12, 13, 15)_i \\ (0, 4, 6, 7, 15)_i & (0, 4, 6, 14, 15)_i & (0, 4, 12, 14, 15)_i & (0, 8, 12, 14, 15)_i \end{array}$$

This template, when applied to each of the vertices in the range $1 \leq i \leq \mathbf{lex}(2, 2, 2, 2)$, will generate all 1944 4-simplices. The coordinates for each vertex introduced above were then discarded and replaced with those appropriate for the particular spacetime under consideration. In each case the continuum metric was expressed in Cartesian coordinates and a constant coordinate step was used between neighbouring vertices.

This model was chosen primarily because it allows one to evaluate all of the Regge equations in a 4-dimensional cell in particular the hypercube based on the vertex $\mathbf{lex}(1, 1, 1, 1)$. In the two previous models the Regge equations could be evaluated only for those legs connected to the common vertex.

The coordinates for the vertices for each model were chosen according to table (1).

Two exact solutions of the vacuum Einstein equations were used in evaluating the truncation errors.

2.4. Metric 1 : Schwarzschild

The metric is described, in isotropic coordinates, by

$$ds^2 = f^2(x, y, z)dt^2 + g^2(x, y, z)(dx^2 + dy^2 + dz^2)$$

where

$$f(x, y, z) = \frac{(2r - m)}{(2r + m)}$$

$$g(x, y, z) = \left(1 + \frac{m}{2r}\right)^2$$

and

$$r^2 = x^2 + y^2 + z^2$$

The mass was set at $m = 1$.

2.5. Metric 2 : Kasner

This solution is described, again in pseudo-Cartesian coordinates, by

$$ds^2 = e^{2t} dt^2 + e^{4t/3} dx^2 + e^{4t/3} dy^2 + e^{-2t/3} dz^2$$

It was chosen because it is asymmetrical and thus would provide a more demanding test than that given by the Schwarzschild metric.

2.6. Metric 3: Bogus

The metric obtained by setting $g = 1$ in the above form of the Schwarzschild metric is clearly not a solution of the vacuum Einstein equations. This provided us with a convenient test of how the truncation error might change between exact and non-exact solutions of the vacuum Einstein equations.

It will be seen later that there is no qualitative difference between the truncation errors for the above three metrics.

For each of the above metrics and for each of the models the geodesics were computed with a step length in the Runge-Kutta routine of $\Delta\lambda = 1/5$ and five iterations of the Newton-Raphson scheme. These figures were arrived at by experimentation. Increasing the number of iterations or decreasing $\Delta\lambda$ seemed to have no significant effect on the truncation errors. In evaluating the partial derivatives (2) the δh 's were chosen as δh^μ the constant value $\max_\nu (x^\nu(\lambda = 1) - x^\nu(\lambda = 0))/25$. Again, this was arrived at by experimentation.

2.7. Results

The results for each of the numerical experiments are displayed in figures (2-4). It is clear that the truncation error varies as $O(\Delta^2)$ and that there is no significant difference in the truncation errors between the exact and non-exact solutions.

Earlier it was noted that the defect varies, for any metric, as $O(\Delta^2)$. One must take account of this factor, and therefore we define the effective truncation error of an order $O(\Delta^m)$ scheme to be $O(\Delta^{m-2})$. Thus for the standard Regge equations, the effective truncation error is $O(1)$. This is not what one would hope for a consistent discretization!

3. A Boundary Element Scheme

It seems clear from the above that Regge's equations do not describe Einstein's General Relativity. It may be interesting to ask just what theory it does conform to, however, a more pressing concern is to find a discrete theory that is a consistent approximation to Einstein's equations.

Our starting point will be to note that with the conformally transformed metric (3) the $R_{\mu\nu\alpha\beta}$ will vary as $O(\Delta^2)$ while the volume of the patch varies as $O(1)$. Thus for $\Delta \ll 1$ we are in fact dealing with a locally flat metric. So if a correct discrete theory is to be found it may well be wise to work under this assumption, that the continuum metric is almost flat. Such an investigation was begun by Brewin in 1989 [22]. He showed that, for an almost flat simplicial spacetime, the Einstein tensor could be interpreted as a distribution. That is, for a simplicial lattice M and for a smooth set of functions $f^{\mu\nu}$ having compact support on M and with zero derivatives on the boundaries of M , then to leading order in Δ

$$\int_M G_{\mu\nu} f^{\mu\nu} \sqrt{-g} d^4x = \sum_{\sigma_2(M)} \theta \int_{\sigma_2} f^{\mu\nu} dS \sum_{\sigma_1(\sigma_2)} \Delta x_\mu \Delta x_\nu \frac{1}{A} \frac{\partial A}{\partial L^2} \quad (4)$$

The right hand side requires some explanation. The first sum is a sum over all triangles of M . The second sum is a sum over the three legs of a triangle. The typical triangle has an area A and defect θ . The Δx^μ are vectors joining the head to the tail of a leg and the length of a leg is L . The notation has been stripped, for the purposes of clarity, of superfluous subscripts (eg. L is used instead of L_{ij} or L_{σ_1}).

The question now must be – how do we choose the test functions $f^{\mu\nu}$? Our aim is to obtain a sufficient set of discrete equations from which we could begin to solve for the leg lengths. We know that in the continuum there are ten equations per spacetime point. There also ten independent functions $f^{\mu\nu}$ on the simplicial spacetime. So one choice would be to partition the simplicial manifold into a set of non-overlapping cells, one cell per vertex, and to choose ten functions within each cell. Such cells will be called computational cells so as to avoid confusion with simplices of the manifold.

For the hypercubic lattice the computational cells could simply be chosen as the hypercubes themselves. Alternatively one could choose the computational cells to be the volume elements of the dual space of the simplicial patch. This amounts to a construction of computational cells each centred on their associated verticies. This construction would be a natural choice for irregular simplicial lattices such as the first two models (suitably extended). For the purposes of this paper we shall work with only the hypercubic lattice.

Though there are many choices one could make for each $f^{\mu\nu}$ inside a computation cell it is sufficient to take the ten linearly independent functions

$$f^{\mu\nu}(x^\alpha) = f(x^\alpha) \delta_i^\mu \delta_j^\nu \quad i, j = 1, 2, 3, 4$$

and $f(x^\alpha)$ as the unit function on the interior of the computational cell. That is the value of $f(x^\alpha)$ is one on the interior, zero on the exterior and some fractional value on the boundaries

of the computational cells. The exact value of the fraction is chosen to insure the discrete equations possess an additive property. That is the equations that apply to a union of computational cells should be equal to the sum of the equations of the individual computational cells. This idea simply reflects the linearity of the above integral (4). This means that if a surface element (eg. a triangle) is shared by n computational cells then $f(x^\alpha)$ should be chosen so that $f(x^\alpha) = 1/n$ on that surface element. This construction is very similar to that of a partition of unity.

There is little point in choosing non-constant functions on the interior of each computational cell simply because the size of the computational cell is the smallest scale on which we could measure variations in the smooth metric. In any case one can see that only the average of the functions $f^{\mu\nu}$ appears in the above equations.

With the above choice for $f^{\mu\nu}$ the discrete equations are

$$0 = \int_{\rho_4} G_{\mu\nu} f^{\mu\nu} \sqrt{-g} d^4x = \sum_{\sigma_2(\rho_4)} \omega \theta \sum_{\sigma_1(\sigma_2)} \Delta x_i \Delta x_j \frac{\partial A}{\partial L^2}$$

for $i, j = 1, 2, 3, 4$ and where ρ_4 is one of the computational cells of the simplicial manifold M and $\omega = \int_{\sigma_2} f dS/A$. Notice that for triangles that lie on the boundary of the computational cell ω will be something like $1/2, 1/4, 1/8$ etc. Whereas for triangles that lie partly inside the computational cell $0 < \omega < 1$. Finally, if the triangle lies solely on the interior than $\omega = 1$. It is convenient to interpret ω as the fraction of the triangle lying inside the computational cell.

3.1. Results

The truncation errors for the above equations were calculated for two choices of computational cell. The first choice for the computational cell was the hypercube based on the vertex $\text{lex}(1, 1, 1, 1)$. In this case ω takes on the discrete values $1, 1/2, 1/4, \dots$. The second choice employed a dual lattice which, for our hypercubic lattice can be constructed as follows. First imagine placing a vertex at the centre of every hypercube in the original lattice. Now join the vertices, neighbour to neighbour, from adjacent hypercubes. The result is another hypercubic lattice (though not sub-divided into 4-simplices). This new lattice is called the dual lattice. Each vertex of our original hypercubic lattice is enclosed by one cell of the dual lattice. Thus such cells are ideal candidates for our computational cells. In this second choice there are no triangles lying on the surface of the computational cell. Some triangles do, however, pierce the surface. Rather than compute ω for each such triangle a further trick was employed. Imagine expanding the computational cell in all directions, as far as possible while ensuring its surface does not cross into any adjacent hypercubes. In this case all of the triangles connected to the central vertex $\text{lex}(1, 1, 1, 1)$ lie within the computational cell and thus $\omega = 1$ for every triangle. In effect, the computational cell now consists of all 16 hypercubes attached to the vertex $\text{lex}(1, 1, 1, 1)$.

The results are displayed in figures (5-6). As one can see the exact solutions display an asymptotic convergence rate of $O(\Delta^4)$ while the bogus solution retains its $O(\Delta^2)$ convergence

rate (ie. effective truncation errors of $O(\Delta^2)$ and $O(1)$ respectively). These preliminary results would suggest that the modified equations do appear to be a consistent discretization of Einstein's equations.

Is there any reason to prefer the first choice of computational cells over the second? It certainly is easier to construct but it does have one serious drawback. In using the first choice of computational cell one needs all of the defects from the central hypercube based on $\text{lex}(1, 1, 1, 1)$. This was achieved by enclosing the central hypercube in a $3 \times 3 \times 3 \times 3$ set of hypercubes. This not only entails significant computational overheads it also has the undesirable feature of requiring data from *four* consecutive Cauchy surfaces. In contrast the second choice requires only the defects for triangles attached to the the central vertex $\text{lex}(1, 1, 1, 1)$. This requires data from only three consecutive Cauchy surfaces.

It would seem that, in a general spacetime, the preferred approach would be to use computational cells based upon the dual space.

4. Discussion

The numerical evidence presented here demonstrates that the original formulation of the Regge Calculus can not be seen as a discrete formulation of Einstein's General Relativity as it has an effective truncation error of $O(1)$. This is of considerable concern to those who use the Regge Calculus for numerical relativity or as a basis for quantum gravity. However, the modified equations, based on an integration of the Einstein tensor, appear to be a consistent discretization of Einstein's equations. The numerical results suggested that the scheme had an effective truncation error of $O(\Delta^2)$.

One might object that since the modified equations, (4), were derived on the basis of linearized gravity the modified equations could not apply for general spacetimes. The important point to remember is that locally any metric can be made to appear flat. The same linearization occurs when one discretizes an ordinary differential equation. That is dy/dx can be replaced with the linear approximation $(y_{i+1} - y_{i-1})/2h$ in the neighbourhood of $x = x_i$. This applies whether or not the function $y(x)$ is linear – there is always a local tangent line.

Some obvious questions come to mind. First, why did we obtain an effective second order accurate scheme? Is it connected with the choice of computational cell? Could it be that for a poor choice one might only achieve an $O(\Delta)$ effective truncation error? The issue is closely related to the question of how accurately does our discrete metric approximate the smooth metric from which it was constructed. Some results [23,24,25] suggest that it should be possible to obtain a globally second order accurate approximation (ie. for a given curve the two metrics will agree, to within $O(\Delta^2)$, on the length of that curve). It should then be possible to use the distributional approach of Brewin [22] to establish a formal statement concerning the truncation error.

Another very important question is to ask how well does the new method work, if at all, for general simplicial spacetimes not built from hypercubes. It was remarked earlier that for a general simplicial spacetime one may well need to choose the computational cells from the

dual space of the simplicial spacetime. This adds some complexity to the calculation but never the less it is a fundamental question – one does not want to be tied to hypercubic lattices.

Another important issue concerns the introduction of energy momentum sources. This has been a significant problem in the Regge Calculus primarily because the Regge equations are derived from an action principle thus excluding many sources of energy-momentum (eg. dissipative fluids). In the present formulation the equations are derived by a direct integration of the Einstein equations. This suggests that the contribution to the discrete equations from the energy-momentum sources might well be obtained by integrating $T_{\mu\nu}f^{\mu\nu}$ throughout the computational cell. One might also investigate the integral of the divergence of the energy momentum tensor throughout the computational cell. This could be converted into a surface integral which may possibly be cast into a discrete form. This would provide a consistent formulation of the equations of motion for the energy-momentum sources.

Needless to say, much work is currently in progress on all of these matters.

5. Acknowledgments

I would like to thank Warner Miller of Los Alamos National Laboratories and Ruth Williams of DAMTP Cambridge, where most of this work was completed, for their hospitality and financial support.

I would also like to thank Mark Miller of Syracuse for providing me with a draft copy of his paper [20].

6. References

- [1] Regge, Tullio. (1961)
General Relativity without Coordinates.
Il Nuovo Cimento. Vol.XIX,No.3(1961) pp.558-571.
- [2] Brewin, L.C. (1987)
Friedmann cosmologies via the Regge Calculus.
Class.Q.Grav. Vol.4(1987) pp.899-928.
- [3] Brewin, L.C. (1993)
Particle paths in a Schwarzschild spacetime via the Regge calculus.
Class.Q.Grav. Vol.10(1993) pp.1803-1823.
- [4] Cheuk-yin Wong. (1971)
Application of Regge Calculus to the Schwarzschild and Reissner–Nordstrom geometries at the moment of time symmetry.
J.Math.Phys. Vol.12(1971) pp.70-78.

- [5] Collins, P.A. and Williams, Ruth.M. (1972)
Application of the Regge Calculus to the axially symmetric initial value problem in General Relativity.
 Phys.Rev.D Vol.5(1972) pp.1908-1912.
- [6] Dubal, M.R. (1989)
Initial data for the time-symmetric gravitational radiation using Regge calculus.
 Class.Q.Grav. Vol.6(1989) pp.141-155.
- [7] Dubal, M.R. (1990)
Relativistic collapse using Regge calculus. II. Spherical collapse results.
 Class.Q.Grav. Vol.7(1990) pp.371-384.
- [8] Kheifets, A., LaFave, N.J. and Miller, W.A. (1990a)
Null strut calculus. I. Kinematics.
 Phys.Rev.D Vol.41(1990) pp.3628-3636.
- [9] Kheifets, A., LaFave, N.J. and Miller, W.A. (1990b)
Null strut calculus. II. Dynamics.
 Phys.Rev.D Vol.41(1990) pp.3637-3651.
- [10] Lewis, S.M. (1972)
Two cosmological solutions of Regge Calculus.
 Phys.Rev.D. Vol.25(1982) pp.306-312.
- [11] Miller, W.A. (1986)
The geometrodynamical content of the Regge equations as illuminated by the boundary of a boundary principle.
 Found.of.Phys. Vol.16(1986) pp.143-169.
- [12] Porter, J.D. (1987)
Calculation of relativistic model stars using Regge Calculus.
 Class.Q.Grav. Vol.4(1987) pp.651-661.
- [13] Williams, R.M (1986)
Quantum Regge Calculus in the Lorentzian domain and its Hamiltonian formulation.
 Class.Q.Grav. Vol.3(1986) pp.853-869.
- [14] Berg,B. (1985a)
Exploratory numerical study of discrete quantum gravity.
 Phys.Rev.Lett. Vol.55(1985) pp.904-907.
- [15] Hamber, H.W. and Williams, R.M. (1986)
Simplicial quantum gravity with higher derivative terms: Formalism and numerical results in four dimensions.
 Nucl.Phys.B. Vol.269B(1986) pp.712-743.
- [16] Hartle, J.B. (1989)
Simplicial minisuperspace. III. Integration contours in a five-simplex model.
 J.Math.Phys. Vol.30(1989) pp.452-460.

- [17] Rocek, M. and Williams, R.M. (1982)
Introduction to Quantum Regge Calculus
 In *Quantum structure of space and time.* eds. Duff,M.J and Isham,C.J. CUP(1982) pp.105-116.
- [18] Kheyfets, A., LaFave, N.J. and Miller, W.A. (1988)
Quantum insights from Null-strut Geometrodynamics.
 Int.J.Theor.Phys. Vol.27(1988) pp.133-158.
- [19] Williams, R.M and Tuckey,P.A. (1992)
Regge Calculus : A bibliography and a brief review
 Class.Q.Grav. Vol.9(1992) pp.1409-1422.
- [20] Miller,M.A. (1995)
Regge Calculus as a fourth order method in Numerical Relativity.
 Syracuse preprint.
- [21] Sorkin, R. (1975)
The electromagnetic field on a symplectic net.
 J.Math.Phys. Vol.16(1975) pp.2432-2440 erratum: Vol.19(1978) p.1800.
- [22] Brewin, L.C. (1989)
Equivalence of the Regge Einstein equations for almost flat simplicial spacetimes.
 Gen.Rel.Grav. Vol.21(1989) pp.565-583.
- [23] Barrett, J.W. and Parker, P.E. (1994)
Smooth limits of piecewise-linear approximations.
 J.Approx.Theory. Vol.76(1994) pp.107-122.
- [24] Cheeger, J., Muller, W. and Schrader, R. (1984)
On the curvature of piecewise flat spaces.
 Comm.Math.Phys. Vol.92(1984) pp.405-454.
- [25] Feinberg, G., Friedberg, R. Lee, T.D. and Ren, H.C. (1984)
Lattice gravity near the continuum limit.
 Nucl.Phys.B. Vol.245B(1984) pp.343-368.

Coordinates for Model 1				
Vertex	(x_\star^1)	(x_\star^2)	(x_\star^3)	(x_\star^4)
1	0.500	0.500	0.500	0.500
2	0.500	1.000	0.500	0.500
3	0.500	0.500	1.000	0.500
4	0.500	0.500	0.500	1.000
5	0.500	0.625	0.625	0.625
5^\uparrow	1.000	0.625	0.625	0.625
5^\downarrow	0.000	0.625	0.625	0.625
V_\star	0.500	0.625	0.625	0.625

Table 1 Coordinates of the vertices of the various models. Note that for the third model the coordinates for vertex with label $\mathbf{lex}(p, q, r, s)$ are given by $x^\mu - x_\star^\mu = ((p-1)\delta_1^\mu + q\delta_2^\mu + r\delta_3^\mu + s\delta_4^\mu)/2$. For each model $x_\star^\mu = (\sum_i x_i^\mu)/N$ where N is the total number of vertices in 4-dimensional simplicial patch.

Coordinates for Model 2				
Vertex	(x_\star^1)	(x_\star^2)	(x_\star^3)	(x_\star^4)
1	0.500	0.500	0.500	0.500
2	0.500	0.500	0.500	1.000
3	0.500	0.500	0.500	0.000
4	0.500	1.000	0.500	0.500
5	0.500	0.500	1.000	0.500
6	0.500	0.000	0.500	0.500
7	0.500	0.500	0.000	0.500
1^\uparrow	1.000	0.500	0.500	0.500
1^\downarrow	0.000	0.500	0.500	0.500
V_\star	0.500	0.500	0.500	0.500

Coordinates for Model 3				
Vertex	(x_\star^1)	(x_\star^2)	(x_\star^3)	(x_\star^4)
1–256	See text			
V_\star	0.750	1.250	1.250	1.250

This figure "fig1-1.png" is available in "png" format from:

<http://arxiv.org/ps/gr-qc/9502043v1>

This figure "fig1-2.png" is available in "png" format from:

<http://arxiv.org/ps/gr-qc/9502043v1>

This figure "fig1-3.png" is available in "png" format from:

<http://arxiv.org/ps/gr-qc/9502043v1>

This figure "fig1-4.png" is available in "png" format from:

<http://arxiv.org/ps/gr-qc/9502043v1>

This figure "fig1-5.png" is available in "png" format from:

<http://arxiv.org/ps/gr-qc/9502043v1>

This figure "fig1-6.png" is available in "png" format from:

<http://arxiv.org/ps/gr-qc/9502043v1>

Fig 1a The first model, a simple collection of 4 tetrahedra. The full 4-dimensional simplicial space is obtained by displacing the central vertex forward and backward in time.

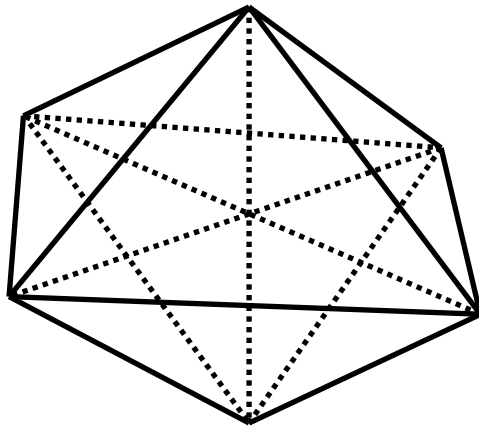
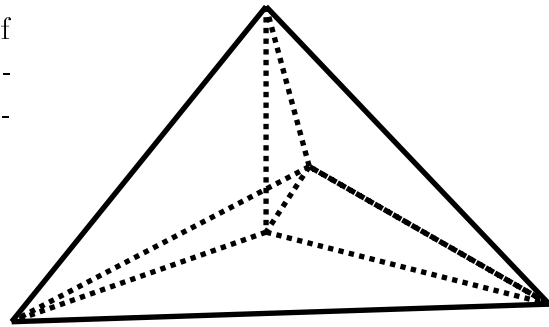
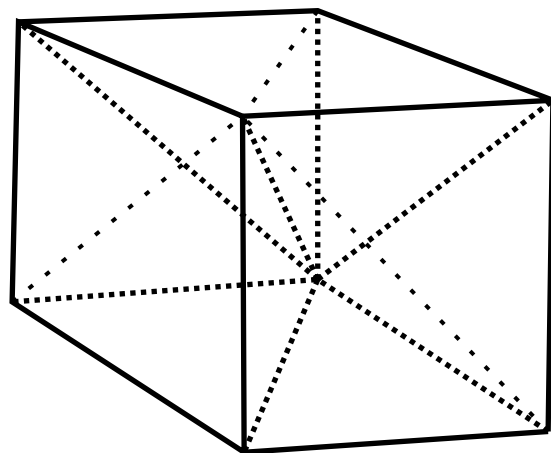


Fig 1b The second model. In this model the central vertex is also dragged forward and backward in time.

Fig 1c An example of a three dimensional hypercube. The heavy dotted lines are part of the template for this hypercube. The light dotted lines arise from templates of other hypercubes.



Truncation errors, Model 1

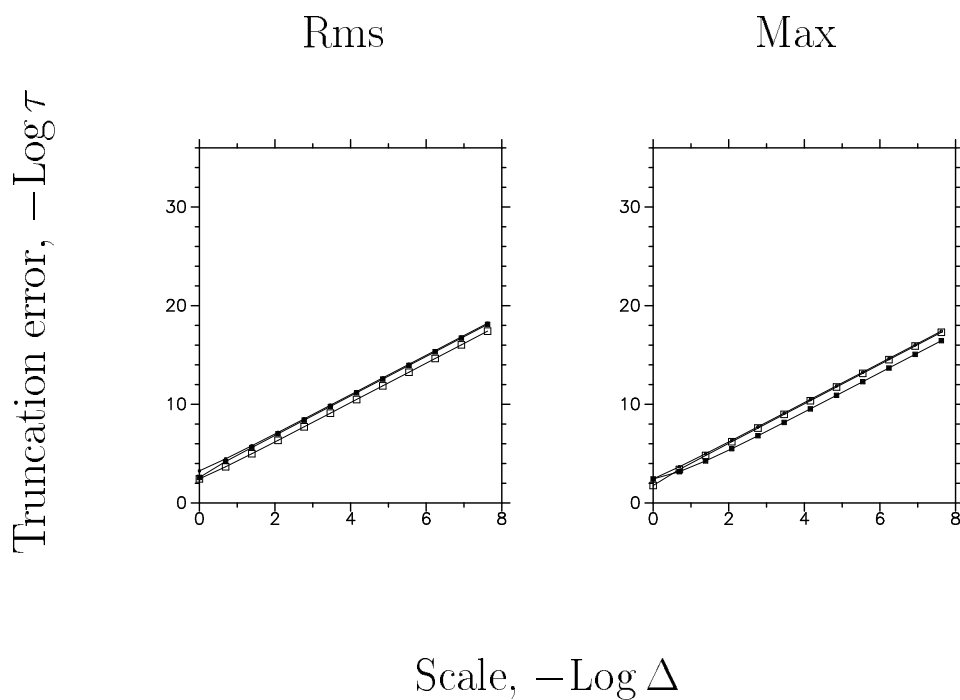


Fig 2 This graph displays $-\log_{10} \tau$ as a function of $-\log_{10} \Delta$ for the original Regge equations for Model 1. The small squares correspond to the Schwarzschild spacetime, open squares to the Kasner solution and the small dots are for the bogus solution. Notice that the asymptotic slope of each curve is 2.

Truncation errors, Model 2

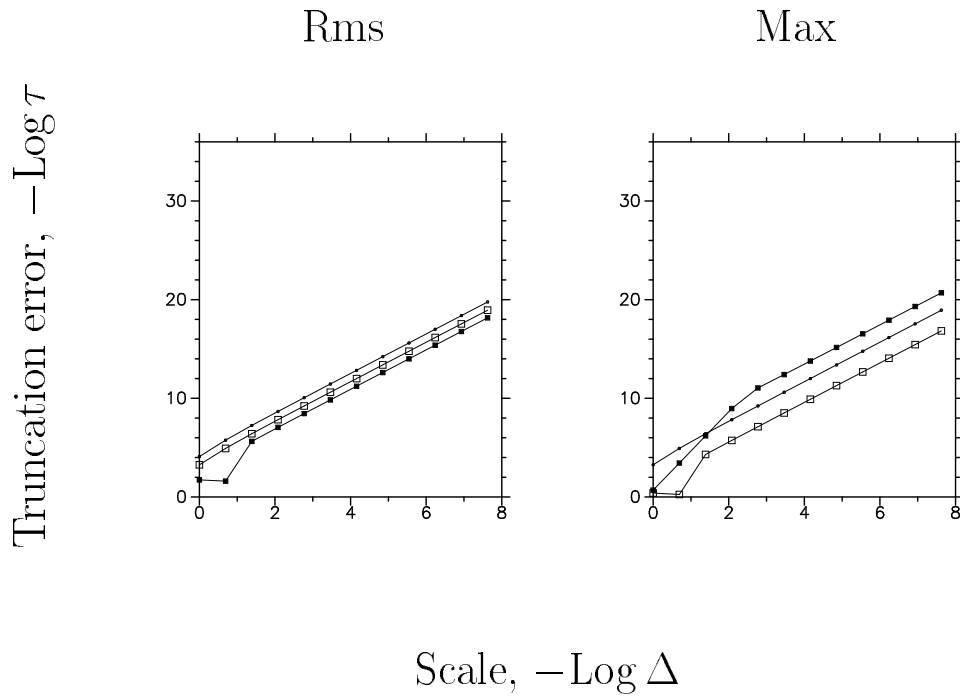


Fig 3 Results for the original Regge equations for Model 2.

Truncation errors, Model 3

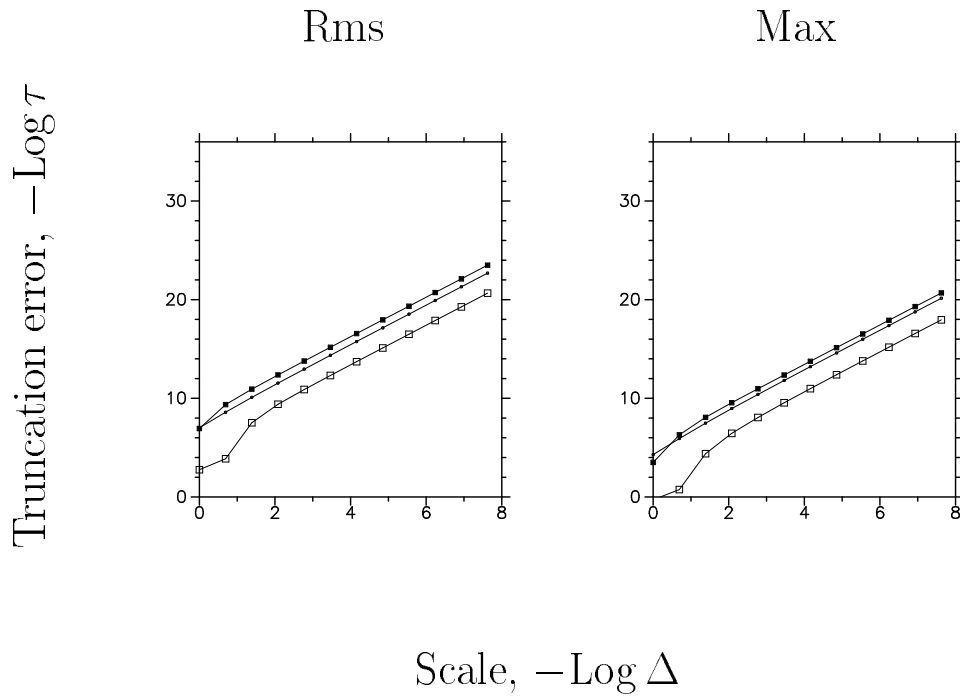


Fig 4 Results for the original Regge equations for Model 3.

Truncation errors, Model 3

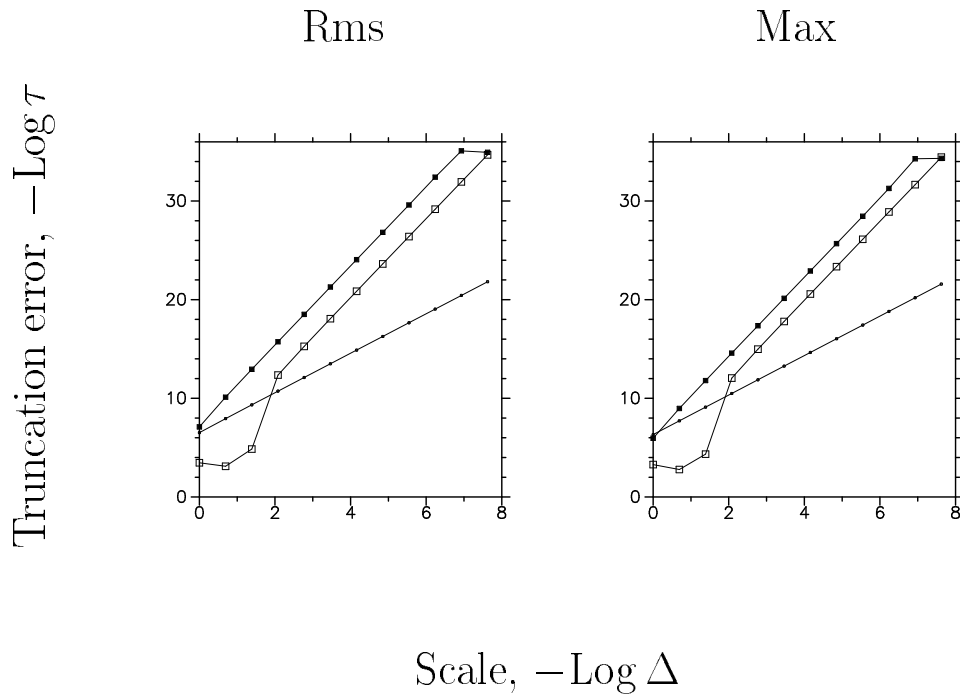


Fig 5 Results from the modified equations for Model 3 with the hypercube chosen as the computational cell. Notice that the asymptotic slopes for the Schwarzschild and Kasner solutions is 4 while for the bogus solution it is 2. The roll-over on the right of the curves indicates that the machine precision has been reached.

Truncation errors, Model 3

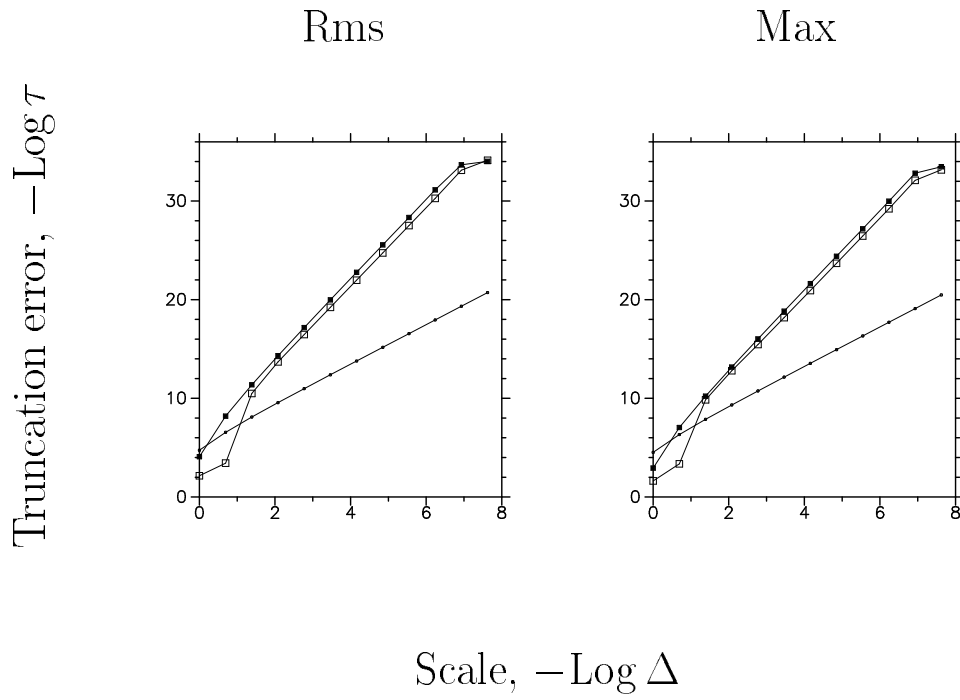


Fig 6 Results for the modified equations for Model 3 with the dual space chosen for the computational cell. This also has an asymptotic slope of 4 for the Schwarzschild and Kasner solutions and a slope of 2 for the bogus solution.