

Reducing orbital eccentricity in binary black hole simulations

Harald P. Pfeiffer¹, Duncan A. Brown^{1,2}, Lawrence E. Kidder³,
Lee Lindblom¹, Geoffrey Lovelace¹, and Mark A. Scheel¹

¹Theoretical Astrophysics, California Institute of Technology, Pasadena, California 91125

²LIGO Laboratory, California Institute of Technology, Pasadena, California 91125

³Center for Radiophysics and Space Research, Cornell University, Ithaca, New York, 14853

Abstract. Binary black hole simulations starting from quasi-circular (*i.e.*, zero radial velocity) initial data have orbits with small but non-zero orbital eccentricities. In this paper the quasi-equilibrium initial-data method is extended to allow non-zero radial velocities to be specified in binary black hole initial data. New low-eccentricity initial data are obtained by adjusting the orbital frequency and radial velocities to minimize the orbital eccentricity, and the resulting (~ 5 orbit) evolutions are compared with those of quasi-circular initial data. Evolutions of the quasi-circular data clearly show eccentric orbits, with eccentricity that decays over time. The precise decay rate depends on the definition of eccentricity; if defined in terms of variations in the orbital frequency, the decay rate agrees well with the prediction of Peters (1964). The gravitational waveforms, which contain ~ 8 cycles in the dominant $l = m = 2$ mode, are largely unaffected by the eccentricity of the quasi-circular initial data. The overlap between the dominant mode in the quasi-circular evolution and the same mode in the low-eccentricity evolution is about 0.99.

PACS numbers: 04.25.Dm, 04.30.Db, 04.70.Bw

Submitted to: *Class. Quantum Grav.*

1. Introduction

The inspiral and merger of binary black holes is one of the most promising sources for current and future generations of interferometric gravitational wave detectors such as LIGO and VIRGO [1, 2]. The initial LIGO detectors, which are currently operating at design sensitivity, could detect binary black hole inspirals up to distances of several hundred megaparsecs. In order to take full advantage of the sensitivity of these detectors, detailed knowledge of the gravitational waveform is required.

Recent breakthroughs in numerical relativity have allowed several research groups to simulate binary black hole inspirals for multiple orbits [3, 4, 5, 6, 7]. Because of

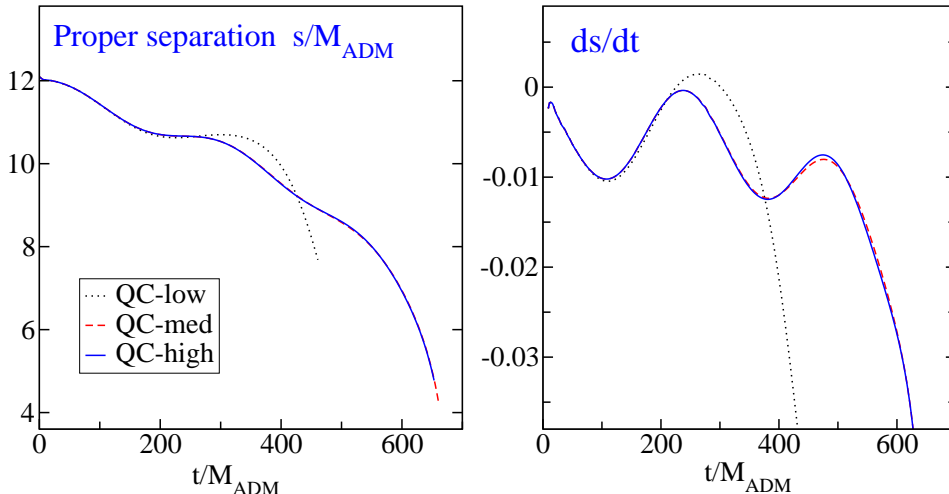


Figure 1. Evolution of quasi-circular initial data. The left panel shows the proper separation s between the apparent horizons, computed at constant coordinate time along the coordinate line connecting the centers of the horizons, and the right panel shows its time derivative ds/dt . This evolution was run at three different resolutions, with the medium and high resolution tracking each other very closely through the run.

the large computational cost of these simulations, only a small number of orbits can be followed. Therefore it is important to begin these simulations with initial data that closely approximate a snapshot of a binary black hole system that is only a few orbits from merger. During the inspiral, the orbits of binary compact objects circularize via the emission of gravitational waves [8], so binaries formed from stellar evolution (rather than dynamical capture) are expected to have very small eccentricities by the time they enter the sensitive band of ground based detectors. Because of this, the assumption of a quasi-circular orbit (*i.e.*, zero radial velocity) has been widely used in the construction of binary black hole initial data [9, 10, 11, 12, 13, 14, 15, 16, 17, 18, 19, 20, 21, 22, 23]. Specifically, quasi-equilibrium data [17] and the “QC-sequence” [24] of puncture data [25] seem to be the most popular, and both of these assume a quasi-circular orbit. However, inspiraling compact objects have a small inward radial velocity, and neglecting this velocity when constructing initial data will lead to eccentricity in the subsequent evolution, as discussed in the context of post-Newtonian theory in Ref. [26], and found numerically in Refs. [27].

The Caltech/Cornell collaboration has recently completed successful long-term simulations of inspiraling binary black holes [6] using a pseudo-spectral multi-domain method. This technique was used to evolve a particular quasi-circular quasi-equilibrium binary black hole initial data set (coordinate separation $d = 20$ from Table IV of Ref. [17]). Figure 1 shows the proper separation s between the horizons and the radial velocity ds/dt as functions of time for this evolution. The rapid convergence afforded by spectral methods is apparent; the medium and high resolutions are nearly indistinguishable on the plot. Eccentricity of the orbit in the form of oscillatory variations in s and ds/dt is, unfortunately, also clearly apparent.

This noticeable eccentricity suggests two questions: First, how can initial data with the appropriate black hole radial velocities be constructed for non-eccentric inspirals? Second, how do evolutions of quasi-circular initial data differ from those of non-eccentric initial data? This paper addresses both questions. In Sec. 2, we incorporate nonzero radial velocities into the quasi-equilibrium method to construct binary black hole initial data. This results in one additional parameter for equal mass initial data, the radial velocity v_r . Section 3 briefly discusses our numerical methods. Section 4 describes how we choose v_r and the orbital frequency Ω_0 for equal mass co-rotating binary black holes, and presents numerical evolutions of the resulting low-eccentricity initial data. This section also presents convergence tests of these binary black hole evolutions; we examine both convergence with respect to spatial resolution and convergence with respect to the radius of the outer boundary of the computational domain. Section 5 examines the differences between evolutions of quasi-circular initial data and low-eccentricity initial data. We close with a summary and discussion of these results in Sec. 6.

2. Quasi-equilibrium data with nonzero radial velocity

In this section we extend the quasi-equilibrium approach [14, 16, 17, 20] to allow specification of nonzero radial velocities of the black holes. We proceed in three steps: First, we summarize the construction of quasi-equilibrium data using co-rotating coordinates [17, 20]. Second, we show that the *identical* quasi-circular initial data can be obtained by solving essentially the same equations but in an asymptotically inertial coordinate system; the major difference is that one must require the black holes to *move* on circular trajectories, rather than remaining fixed in the coordinate system. Third, we generalize from black holes moving on circular trajectories to black holes moving on inspiral trajectories.

2.1. Overview

We use the nomenclature of Ref. [17]; the spacetime line element is written in the usual 3+1-form,

$$ds^2 = -\alpha^2 dt^2 + \gamma_{ij}(dx^i + \beta^i dt)(dx^j + \beta^j dt), \quad (1)$$

where γ_{ij} is the 3-metric induced on a $t = \text{constant}$ spatial hypersurface, α is the lapse function and β^i is the shift vector. Latin indices label spatial coordinates, and Greek indices label spacetime coordinates. The extrinsic curvature of the hypersurface is defined by

$$K_{\mu\nu} \equiv -\gamma_\mu^\rho \gamma_\nu^\sigma {}^{(4)}\nabla_{(\rho} n_{\sigma)}, \quad (2)$$

where ${}^{(4)}\nabla$ is the spacetime derivative operator and n_μ is the future-pointing unit normal to the slice[‡]. We use the extended conformal thin sandwich formalism [28, 29] to

[‡] Since $K_{\mu\nu}$ is a spatial tensor, $K_{\mu\nu}n^\nu = 0$, its spatial components K_{ij} carry all its information. Almost all tensors in this paper are spatial, and we use spatial indices here whenever possible.

construct constraint-satisfying initial data. In this approach, the three-dimensional metric is split into a conformal metric $\tilde{\gamma}_{ij}$ and a positive conformal factor ψ ,

$$\gamma_{ij} = \psi^4 \tilde{\gamma}_{ij}, \quad (3)$$

and the extrinsic curvature is split into trace and trace-free parts,

$$K_{ij} = A_{ij} + \frac{1}{3} \gamma_{ij} K. \quad (4)$$

The freely specifiable data consist of the conformal metric $\tilde{\gamma}_{ij}$, its time derivative $\tilde{u}_{ij} \equiv \partial_t \tilde{\gamma}_{ij}$ (which is taken to be trace free), the mean curvature $K \equiv K_{ij} \gamma^{ij}$, and its time derivative $\partial_t K$. It follows that the trace-free part of the extrinsic curvature takes the form

$$A_{ij} = \frac{1}{2\alpha} [(\mathbb{L}\beta)_{ij} - \psi^4 \tilde{u}_{ij}] = \psi^{-2} \tilde{A}_{ij}, \quad \tilde{A}_{ij} = \frac{1}{2\tilde{\alpha}} [(\tilde{\mathbb{L}}\beta)_{ij} - \tilde{u}_{ij}], \quad (5)$$

where

$$(\mathbb{L}\beta)^{ij} \equiv 2\nabla^{(i} \beta^{j)} - \frac{2}{3} \gamma^{ij} \nabla_k \beta^k, \quad (\tilde{\mathbb{L}}\beta)^{ij} \equiv 2\tilde{\nabla}^{(i} \beta^{j)} - \frac{2}{3} \tilde{\gamma}^{ij} \tilde{\nabla}_k \beta^k. \quad (6)$$

The symbols $(\mathbb{L}\beta)^{ij}$ and $(\tilde{\mathbb{L}}\beta)^{ij}$ represent the conformal Killing operators in physical and conformal space, respectively, and are related by $(\mathbb{L}\beta)^{ij} = \psi^{-4} (\tilde{\mathbb{L}}\beta)^{ij}$. Indices on conformal tensors are raised and lowered with the conformal metric, for example, $(\tilde{\mathbb{L}}\beta)_{ij} \equiv \tilde{\gamma}_{ik} \tilde{\gamma}_{jl} (\tilde{\mathbb{L}}\beta)^{kl} = \psi^{-4} (\mathbb{L}\beta)_{ij}$. Furthermore, ∇ and $\tilde{\nabla}$ denote the physical and conformal spatial covariant derivative operators, and the conformal lapse is defined by $\alpha = \psi^6 \tilde{\alpha}$. Inverting Eq. (5) yields

$$\tilde{u}_{ij} = \partial_t \tilde{\gamma}_{ij} = -2\tilde{\alpha} \tilde{A}_{ij} + (\tilde{\mathbb{L}}\beta)_{ij}. \quad (7)$$

Substituting these relations into the constraint equations and into the evolution equation for the extrinsic curvature, one arrives at a system of five elliptic equations, often referred to as the extended conformal thin sandwich (XCTS) equations:

$$\tilde{\nabla}^2 \psi - \frac{1}{8} \tilde{R} \psi - \frac{1}{12} K^2 \psi^5 + \frac{1}{8} \psi^{-7} \tilde{A}^{ij} \tilde{A}_{ij} = 0, \quad (8a)$$

$$\tilde{\nabla}_j \left(\frac{1}{2\tilde{\alpha}} (\tilde{\mathbb{L}}\beta)^{ij} \right) - \frac{2}{3} \psi^6 \tilde{\nabla}^i K - \tilde{\nabla}_j \left(\frac{1}{2\tilde{\alpha}} \tilde{u}^{ij} \right) = 0, \quad (8b)$$

$$\tilde{\nabla}^2 (\tilde{\alpha} \psi^7) - (\tilde{\alpha} \psi^7) \left[\frac{\tilde{R}}{8} + \frac{5}{12} K^4 \psi^4 + \frac{7}{8} \psi^{-8} \tilde{A}^{ij} \tilde{A}_{ij} \right] = -\psi^5 (\partial_t K - \beta^k \partial_k K). \quad (8c)$$

Here \tilde{R} denotes the trace of the Ricci tensor of $\tilde{\gamma}_{ij}$. These equations are to be solved for ψ , $\tilde{\alpha}$ and β^i ; given a solution, the physical initial data (γ_{ij}, K_{ij}) are obtained from Eqs. (3)–(5).

Note that a solution of the XCTS equations includes a shift vector β^i and a lapse function $\alpha = \psi^6 \tilde{\alpha}$. If these values of lapse and shift are used in an evolution of the constructed initial data, then the time derivative of the mean curvature will initially equal the freely specifiable quantity $\partial_t K$, and the trace-free part of the time derivative of the metric will initially equal $\psi^4 \tilde{u}_{ij}$. Thus, the free data of the XCTS equations allow direct control of certain time derivatives in the evolution of the initial data.

The next step is to choose the free data that correspond to the desired physical configuration. The quasi-equilibrium quasi-circular orbit method of constructing binary black holes [17, 20] (see also Refs. [11, 12, 14]) provides a framework for many of these choices. This method is based on the fact that the inspiral time scale for a binary compact object is much larger than the orbital time scale, so that time derivatives should be very small in the co-rotating coordinate system. Furthermore, the black holes should be in equilibrium, which provides conditions on the expansion θ and shear σ_{ij} of the outgoing null geodesics passing through the horizon. The complete set of physically motivated choices for the free data within the quasi-equilibrium method are

$$\tilde{u}_{ij} = 0, \quad (9a)$$

$$\partial_t K = 0, \quad (9b)$$

$$\psi \rightarrow 1, \quad \alpha \rightarrow 1, \quad \text{as } r \rightarrow \infty, \quad (9c)$$

$$\beta^i \rightarrow (\boldsymbol{\Omega}_0 \times \mathbf{r})^i, \quad \text{as } r \rightarrow \infty, \quad (9d)$$

$$\partial_t \text{ is tangent to } \mathcal{S}_{AH}, \quad (9e)$$

$$\theta = 0 \quad \text{on } \mathcal{S}, \quad (9f)$$

$$\sigma_{ij} = 0 \quad \text{on } \mathcal{S}, \quad (9g)$$

where \mathcal{S} denotes the location of the apparent horizons in the initial data surface, and \mathcal{S}_{AH} is the world tube of the apparent horizon obtained by evolving the initial data with lapse α and shift β^i . The first two conditions are the assumptions that the time derivatives are small. The boundary conditions in Eqs. (9c) and (9d) enforce asymptotic flatness and co-rotation. The orbital frequency Ω_0 entering Eq. (9d) can be chosen by the effective potential method [9] or the Komar-mass ansatz [11], with similar results [20].

To discuss the remaining conditions, we need to introduce a few additional geometrical quantities. Denote by s^i and \tilde{s}^i the physical and conformal outward-pointing spatial unit normals to \mathcal{S} . They obey the relations

$$s^i s^j \gamma_{ij} = 1, \quad \tilde{s}^i \tilde{s}^j \tilde{\gamma}_{ij} = 1, \quad s^i = \psi^{-2} \tilde{s}^i. \quad (10)$$

Then introduce the induced metric on \mathcal{S} in physical and conformal space by $h_{ij} = \gamma_{ij} - s_i s_j$, and $\tilde{h}_{ij} = \tilde{\gamma}_{ij} - \tilde{s}_i \tilde{s}_j$, respectively. Because $n_\mu s^\mu = 0$, the space-time components of the unit normal are given by $s^\mu = [0, s^i]$. The outward-pointing null normal to \mathcal{S} can then be written as

$$k^\mu = \frac{1}{\sqrt{2}} (n^\mu + s^\mu). \quad (11)$$

Equation (9e) simply means that the apparent horizon is initially at rest when the initial data is evolved in the co-rotating coordinate system. It implies that the shift must take the form

$$\beta^i = \alpha s^i + \beta_{\parallel}^i \quad \text{on } \mathcal{S}, \quad (12)$$

where β_{\parallel}^i is tangent to \mathcal{S} . Equation (9f) ensures that \mathcal{S} is an apparent horizon, and implies a boundary condition on the conformal factor,

$$\tilde{s}^k \partial_k \psi = -\frac{\psi^{-3}}{8\tilde{\alpha}} \tilde{s}^i \tilde{s}^j \left[(\tilde{\mathbb{L}}\beta)_{ij} - \tilde{u}_{ij} \right] - \frac{\psi}{4} \tilde{h}^{ij} \tilde{\nabla}_i \tilde{s}_j + \frac{1}{6} K \psi^3. \quad (13)$$

Finally, Eq. (9g)—which forces the apparent horizon to be in equilibrium—restricts $\beta_{||}^i$ to be a conformal Killing vector within the surface \mathcal{S} ,

$$(\tilde{\mathbb{L}}_{\mathcal{S}}\beta_{||})^{ij} \equiv 2\tilde{D}^{(i}\beta_{||}^{j)} - \tilde{h}^{ij}\tilde{D}_k\beta_{||}^k = 0, \quad (14)$$

where \tilde{D}_i is the covariant derivative compatible with \tilde{h}_{ij} . As discussed in detail in Refs. [17, 20], $\beta_{||}^i$ controls the spin of the black holes *in addition* to the spin required for co-rotation.

Quasi-equilibrium considerations have now led us to choices for half of the free data (\tilde{u}_{ij} and $\partial_t K$) for the XCTS equations, and for all boundary conditions except a lapse boundary condition on the horizon \mathcal{S} . As argued in Ref. [17], Eqs. (9a)–(9e) are compatible with any spin of the black holes, with any choice of boundary conditions for the lapse on \mathcal{S} , and with any choice of $\tilde{\gamma}_{ij}$ and K . For concreteness, we choose

$$\tilde{\gamma}_{ij} = f_{ij}, \quad (15a)$$

$$K = 0, \quad (15b)$$

$$\partial_r(\alpha\psi) = 0 \quad \text{on } \mathcal{S}, \quad (15c)$$

where f_{ij} is the Euclidean metric. The last two conditions, Eqs. (15b) and (15c), are gauge choices [17]. The choice of the conformal metric, however, does influence the physical gravitational radiation degrees of freedom of the system. Since a black hole binary is not conformally flat at second post-Newtonian order [30], our simple choice of conformal flatness, Eq. (15a), is probably responsible for the initial burst of unphysical gravitational radiation found in the evolution of these initial data.

2.2. Initial data in an asymptotically inertial frame

It is possible to re-formulate the quasi-equilibrium method in asymptotically inertial coordinates in such a way that *identical* physical initial data are obtained. To do so, we solve the XCTS Eqs. (8a)–(8c) with the same choices for the free data and boundary conditions, except that Eqs. (9d) and (9e) are replaced by

$$\beta^i \rightarrow 0 \quad \text{as } r \rightarrow \infty, \quad (16a)$$

$$\partial_t + \xi_{\text{rot}}^i \partial_i \quad \text{is tangent to } \mathcal{S}_{\text{AH}}, \quad \text{where } \xi_{\text{rot}}^i = (\boldsymbol{\Omega}_0 \times \mathbf{r})^i. \quad (16b)$$

The second condition implies that the apparent horizons move initially with velocity ξ_{rot}^i , i.e. tangent to circular orbit trajectories.

Let $(\psi_{\text{co}}, \beta_{\text{co}}^i, \alpha_{\text{co}})$ be the solution to the XCTS equations in the co-rotating coordinates. We show in Appendix A that the solution in the asymptotically inertial coordinates is $(\psi, \beta^i, \alpha) = (\psi_{\text{co}}, \beta_{\text{co}}^i - \xi_{\text{rot}}^i, \alpha_{\text{co}})$, and that this solution leads to the same physical metric γ_{ij} and extrinsic curvature K_{ij} as the original solution in co-rotating coordinates. The proof of this relies on two observations: First, the shift enters the XCTS equations and the boundary conditions (almost) solely through the conformal Killing operator, $(\tilde{\mathbb{L}}\beta)^{ij}$; and second, ξ_{rot}^i is a conformal Killing vector, $(\tilde{\mathbb{L}}\xi_{\text{rot}})^{ij} = 0$, for the conformally flat case considered here. Hence the term $-\xi_{\text{rot}}^i$ that is added to β_{co}^i drops out of the equations.

In Appendix A, we also show that Eq. (16b) and the shear condition Eq. (9g) require the shift on the inner boundary \mathcal{S} to take the form

$$\beta^i = \alpha s^i - \xi_{\text{rot}}^i + \zeta^i \quad \text{on } \mathcal{S}, \quad (17)$$

where ζ^i is a vector that must be tangent to \mathcal{S} ($\zeta^i s_i = 0$) and must be a conformal Killing vector within the surface \mathcal{S} :

$$\sigma_{ij} = 0 \quad \Leftrightarrow \quad 0 = (\tilde{\mathbb{L}}_{\mathcal{S}} \zeta)^{ij}. \quad (18)$$

Comparing Eq. (17) with Eq. (12), we see that the vector ζ^i plays the role of β_{\parallel}^i in the earlier treatment; choosing it as a rotation within \mathcal{S} will impart additional spin to the black holes in addition to co-rotation, as described in detail in Ref. [20]. Note that at large radii the comoving shift β_{co}^i is a pure rotation, since $\beta_{\text{co}}^i \rightarrow \xi_{\text{rot}}^i$ [Eq. (16a)] and $\nabla^j \xi_{\text{rot}}^i$ is antisymmetric [Eq. (16b)].

2.3. Initial data with nonzero radial velocity

After rewriting the standard quasi-equilibrium method in an asymptotically inertial frame, it is straightforward to incorporate nonzero initial radial velocities for the black holes. As discussed in Sec. 2.2, quasi-circular initial data can be generated by specifying that the horizons move initially on circles in an asymptotically inertial coordinate system. This is accomplished by the shift boundary conditions in Eqs. (16a) and (16b). We include initial radial velocities simply by requiring the black holes to move initially on inspiral rather than circular trajectories.

Consider the problem of giving a black hole located a distance r_0 from the origin an initial radial velocity v_r . This can easily be accomplished by replacing the boundary conditions in Eqs. (16a) and (16b) with

$$\beta^i \rightarrow 0 \quad \text{as } r \rightarrow \infty, \quad (19a)$$

$$\partial_t + \xi_{\text{insp}}^i \partial_i \quad \text{is tangent to } \mathcal{S}_{\text{AH}}, \quad \text{where } \xi_{\text{insp}}^i \equiv (\boldsymbol{\Omega}_0 \times \mathbf{r})^i + v_r \frac{r^i}{r_0}. \quad (19b)$$

As before, we place the center of rotation at the origin of the coordinate system. Note that ξ_{insp}^i is still a conformal Killing vector, $(\tilde{\mathbb{L}}_{\xi_{\text{insp}}})^{ij} = 0$, for the conformally flat case considered here. Therefore the analysis in Appendix A of the boundary conditions in Eqs. (16b) and (9g) also applies to Eqs. (19b) and (9g), and so we find that the inner shift boundary condition must be of the form

$$\beta^i = \alpha s^i - \xi_{\text{insp}}^i + \zeta^i, \quad \text{on } \mathcal{S}, \quad (20)$$

where ζ^i is a conformal Killing vector within \mathcal{S} .

The boundary conditions in Eqs. (19a) and (19b) depend on two parameters, the orbital frequency Ω_0 and a radial velocity v_r (or, more precisely, an overall expansion factor v_r/r_0 , reminiscent of the Hubble constant). For unequal mass binary systems the needed radial velocities for each hole would be different, but the needed expansion factors, v_r/r_0 , are expected to be the same for the two holes.

The changes discussed in Sec. 2.2 are superficially similar to the changes discussed in Sec. 2.3, yet the former amounts to a mere coordinate transformation while the latter produces different physical initial data. This can be understood by noting that the change from co-rotating coordinates [Eqs. (9d) and (9e)] to inertial coordinates [Eqs. (16a) and (16b)] is accomplished by adding the *same* conformal Killing vector field ξ_{rot}^i to the shift at both inner and outer boundaries, but the change from Eqs. (9d) and (9e) to initial data with nonzero radial velocity [Eqs. (19a) and (19b)] is accomplished by adding *different* conformal Killing fields to the shift on different boundaries: ξ_{rot}^i at the outer boundary and ξ_{insp}^i at the inner boundaries. Only in the former case can the change be expressed as a global transformation of the shift of the form $\beta^i \rightarrow \beta^i + \xi_{\text{rot}}^i$.

3. Numerical methods

The initial value equations are solved with the pseudo-spectral elliptic solver described in Ref. [31]. This elliptic solver has been updated to share the more advanced infrastructure of our evolution code and is now capable of handling cylindrical subdomains. This increases its efficiency by about a factor of three over the results described in Ref. [31] for binary black hole initial data.

The Einstein evolution equations are solved with the pseudo-spectral evolution code described in Ref. [6]. This code evolves a first-order representation [32] of the generalized harmonic system [33, 34]. We use boundary conditions [32] designed to prevent the influx of unphysical constraint violations and undesired incoming gravitational radiation, while allowing the outgoing gravitational radiation to pass freely through the boundary. The code uses a fairly complicated domain decomposition. Each black hole is surrounded by three concentric spherical shells, with the inner boundary of the inner shell just inside the horizon. The inner shells overlap a structure of 24 touching cylinders, which in turn overlap a set of outer spherical shells—centered at the origin—which extend to large outer radius. Outer boundary conditions are imposed only on the outer surface of the largest outer spherical shell. We vary the location of the outer boundary by adding more shells at the outer edge. Since all outer shells have the same angular resolution, the cost of placing the outer boundary farther away (at full resolution) increases only linearly with the radius of the boundary. Some of the details of the domain decompositions used for the simulations presented here are given in Table 1.

4. Choice of orbital frequency and radial velocity

We now describe how to construct binary black hole initial data sets with low orbital eccentricity. This is done by tuning the freely adjustable orbital parameters Ω_0 and v_r iteratively to reduce the eccentricity of the inspiral trajectories. For each iteration we choose trial orbital parameters Ω_o and v_r , evolve the corresponding initial data, analyze the resulting trajectories of the black holes, and update the orbital parameters to reduce any oscillatory behavior in quantities like the coordinate separation of the black holes

$d(t)$, the proper separation between the horizons $s(t)$, or the orbital frequency $\omega(t)$. All of these quantities (and many others) exhibit similar oscillatory behavior; we choose $d(t)$ as our primary diagnostic during the tuning process because it is most easily accessible during the evolutions.

To make this procedure quite explicit, we begin by evolving quasi-circular initial data for about two orbits. Then we measure the time derivative of the measured coordinate separation of the holes $\dot{d}(t)$ (in the asymptotic inertial coordinates used in our code [6]) as illustrated for example in Fig. 3. We fit this measured $\dot{d}(t)$ to a function of the form:

$$\dot{d}(t) = A_0 + A_1 t + B \sin(\omega t + \varphi), \quad (21)$$

where A_0 , A_1 , B , ω , and φ are constants determined by the fit. The $A_0 + A_1 t$ part of the solution represents the smooth inspiral, while the $B \sin(\omega t + \varphi)$ part represents the unwanted oscillations due to the eccentricity of the orbit. For a nearly circular Newtonian orbit, B is related to the eccentricity e of the orbit by $e = B/\omega d$. So reducing the orbital eccentricity is equivalent to reducing B . The values of the orbital parameters Ω_0 and v_r are now adjusted iteratively to make the coefficient B in this fit as small as desired. After each adjustment of Ω_0 and v_r , the initial value equations described in Sec. 2 [in particular, using the boundary condition (19b) which depends on Ω_0 and v_r] are solved completely (to the level of numerical truncation error).

For this paper, our goal is to reduce B , and hence the orbital eccentricity, by about a factor of ten compared to quasi-circular initial data. This level of reduction is sufficient to allow us to evaluate the significance of the orbital eccentricity inherent in quasi-circular initial data. A variety of methods could be used to find orbital parameters that make B small. One possibility is simply to evaluate $B(\Omega_0, v_r)$ numerically as described above, and then to use standard numerical methods to solve the equation $B(\Omega_0, v_r) = 0$. Since our goal in this paper is to reduce B by about a factor of ten, simple bisection root finding methods are sufficient.

A more efficient method is to use our knowledge of the behavior of nearly circular orbits to make informed estimates of the needed adjustments in the orbital parameters. Evaluating the fit Eq. (21) at the initial time $t = 0$, we see that the ellipticity-related component $B \sin(\omega t + \varphi)$ contributes $B \sin(\varphi)/2$ to the radial velocity of each hole and $B\omega \cos(\varphi)/2$ to its radial acceleration. (The factor 1/2 arises because d measures the distance between the holes.) For a Newtonian binary, this eccentricity-induced radial velocity can be completely removed by changing the initial radial velocity by

$$\delta v_r = -\frac{B \sin(\varphi)}{2}. \quad (22)$$

Furthermore, changing the orbital frequency Ω_0 by a small amount $\delta\Omega_0$ changes the radial acceleration of each black hole by the amount $\Omega_0 \delta\Omega_0 d_0$, where $d_0 = d(0)$ is the initial separation of the holes. Thus the change $\delta\Omega_0$ needed to remove the eccentricity-induced initial radial acceleration, $B\omega \cos(\varphi)/2$, is

$$\delta\Omega_0 = -\frac{B\omega \cos(\varphi)}{2d_0\Omega_0} \approx -\frac{B \cos(\varphi)}{2d_0}. \quad (23)$$

Table 1. Summary of evolutions presented in this paper. The labels ‘QC’, ‘E’ and ‘F’ refer to the different initial data sets, with numerical suffix (‘E1’, ‘E2’ etc.) denoting different values of the initial outer boundary radius of the evolutions, R_{outer} .

Label	Initial data	$\frac{R_{\text{outer}}}{M_{\text{ADM}}}$	# outer shells	approx # of points		
				low	med.	high
QC	$M_{\text{ADM}}\Omega_0 = 0.029792$, $v_r = 0.0$ $J_{\text{ADM}}/M_{\text{ADM}}^2 = 0.98549$ $M_{\text{irr}}/M_{\text{ADM}} = 0.50535$	133	8	52^3	64^3	76^3
E1	$M_{\text{ADM}}\Omega_0 = 0.029961$, $v_r = -0.0017$	171	10	59^3	66^3	74^3
E2	$J_{\text{ADM}}/M_{\text{ADM}}^2 = 0.99172$ $M_{\text{irr}}/M_{\text{ADM}} = 0.50524$	293	18	64^3	72^3	81^3
F1	$M_{\text{ADM}}\Omega_0 = 0.029963$, $v_r = -0.0015$	133	8	52^3	64^3	76^3
F2	$J_{\text{ADM}}/M_{\text{ADM}}^2 = 0.99164$	190	12	55^3	66^3	78^3
F3	$M_{\text{irr}}/M_{\text{ADM}} = 0.50525$	419	28	62^3	74^3	87^3

Equations (22) and (23) still hold approximately for relativistic binaries. We have found that simultaneously adjusting v_r and Ω_0 by Eqs. (22) and (23) typically reduces B by about a factor of ten.

The smallest eccentricity data set produced here (by the simple bisection method described above) is labeled ‘F’, and the data from the next to last iteration of this method is labeled ‘E’. These initial data sets, together with the quasi-circular data labeled ‘QC’ were evolved with multiple numerical resolutions and with multiple outer boundary locations; Table 1 summarizes these evolutions. The orbital frequency used in the final evolution is only 0.6 per cent larger than the value of Ω_0 used in the quasi-circular case. As expected, this change is comparable to the magnitude of the radial velocity v_r in the low eccentricity case. The smallness of these quantities shows that the quasi-circular approximation is quite good.

Figure 2 shows the orbital phase (as measured by the coordinate locations of the centers of the apparent horizons) for the evolutions of quasi-circular initial data, QC, and the least-eccentric initial data, F1, F2, and F3. (The numerical suffix, F1, F2, etc., denotes simulations with different values of the outer boundary radius as defined in Table 1.) These evolutions proceed for about five orbits and then crash shortly before the black holes merge. The upper left inset shows differences between the orbital phase computed with different resolutions for the QC and the F2 runs. The phase difference between the high and low resolution runs is $\lesssim 0.35$ radians, which is a good estimate of the error in the low resolution run. The phase difference between the medium and high resolution runs drops to ≈ 0.02 radians, which can be taken as the error in the medium resolution run. Between low and medium resolutions, the error drops by about a factor of 20. Assuming exponential convergence, the error of the high resolution run should be smaller by yet another factor of ~ 20 , i.e. $\lesssim 0.001$ radians. The lower right inset in Fig. 2 shows phase differences between evolutions of the same initial data, but run with different outer boundary radii. These differences are small, so we do not expect

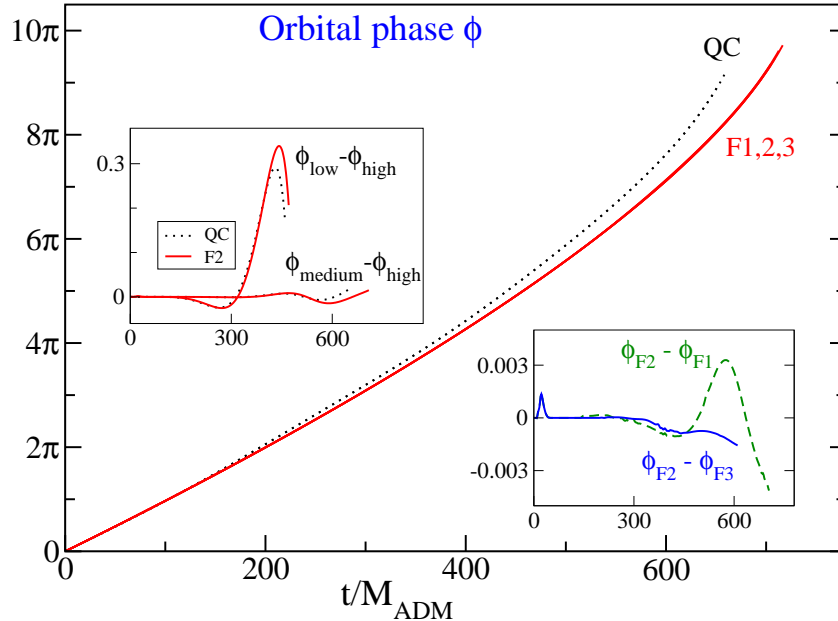


Figure 2. Evolution of the orbital phase. The main panel shows the phase of the trajectories of the centers of the apparent horizons as a function of time for the quasi-circular (dotted curves) and low-eccentricity (solid curves) initial data. The top left inset shows the phase differences between different resolution runs, which decreases at higher resolutions. The lower right inset shows the difference in the orbital phase between evolutions with different outer boundary locations.

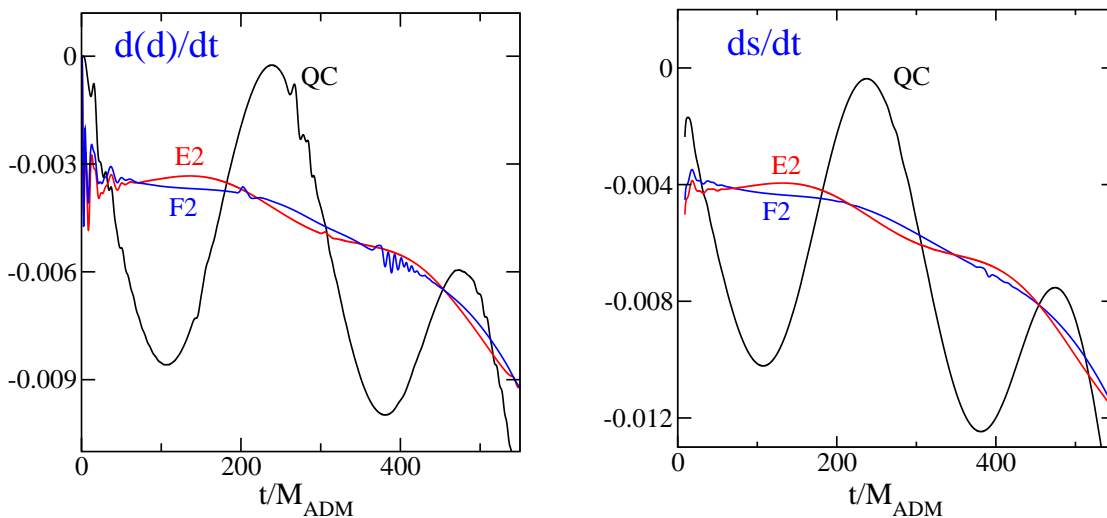


Figure 3. Radial velocity during evolutions of quasi-circular and low-eccentricity initial data. The left panel shows the coordinate velocity $\dot{d}(t)$, the right panel the velocity determined from the intra-horizon proper separation $\dot{s}(t)$.

the influence of the outer boundary on our results to be significant. Our analysis in Sec. 5 is based mostly on comparisons between the high resolution QC and F2 runs.

Figure 3 illustrates the radial velocities (determined from the time derivatives of both the coordinate and the intra-horizon proper separations) for the quasi-circular run

QC and for the two low-eccentricity runs E and F. Orbital eccentricity causes periodic oscillations in these curves; the amplitudes of these oscillations are clearly much smaller in runs E and F than in run QC. By fitting the proper separation speed ds/dt to a linear function plus sinusoid, $ds/dt = A_0 + A_1 t + B \sin(\omega t + \varphi)$, the approximate amplitude of the oscillations can be estimated. We find $B_{\text{QC}} \approx 5.5 \cdot 10^{-3}$, $B_{\text{E}} \approx 5.8 \cdot 10^{-4}$, and $B_{\text{F}} \approx 4.1 \cdot 10^{-4}$. This confirms that we have succeeded in our goal of reducing the oscillations by an order of magnitude. These fits are not very accurate because the fit must cover at least one period of the oscillations, and significant orbital evolution occurs during this time. If we vary the fit interval $40 < t/M_{\text{ADM}} < T$ by choosing T between 300 and 450, the quoted amplitudes $A_{\text{QC,E,F}}$ change at about the 10% level.

The coordinate separation $d(d)/dt$ shows some noise at early times as the binary system equilibrates and an initial burst of ‘junk’ gravitational radiation travels outward. There are also short-lived, high-frequency features apparent in Fig. 3 at intermediate times. The earlier feature occurs at $t/M_{\text{ADM}} \sim 140$ for the QC run, $t/M_{\text{ADM}} \sim 200$ for F2, and $t/M_{\text{ADM}} \sim 300$ for E2; these times coincide with the light-crossing time to the outer boundary. We believe that this early feature is caused by a small mismatch between the initial data and the outer boundary conditions used by the evolution code; this mismatch produces a pulse that propagates inward from the outer boundary starting at $t = 0$. A later (and larger) feature occurs at $t/M_{\text{ADM}} \sim 280$ for the QC run, $t/M_{\text{ADM}} \sim 400$ for F2, and at $t/M_{\text{ADM}} \sim 600$ (off the scale of Fig. 3) for E2. This later feature occurs at twice the light-crossing time, and is caused by reflection of the initial ‘junk’ gravitational radiation burst off of the outer boundary. The outer boundary conditions used in this paper perform well for the physical gravitational-wave degrees of freedom [32], but comparatively poorly for the gauge degrees of freedom (as demonstrated in recent tests [35]). These results plus the observation that the high-frequency features in Fig. 3 are greatly diminished in less gauge-dependent quantities like ds/dt suggests that these features may be caused by perturbations in the gauge or coordinate degrees of freedom of the system.

Figure 4 shows the orbital trajectories of the centers of the black holes during evolutions of the low-eccentricity initial data E §, and the quasi-circular initial data QC. The low-eccentricity run forms a smooth spiral with no apparent distortion. In contrast, the evolution starting from quasi-circular initial data has clearly visible irregularities.

5. Comparing quasi-circular and low-eccentricity initial data

Figures 3 and 4 show clearly that evolutions of the quasi-circular initial data, QC, are not the same as those of the low-eccentricity initial data, F. In this section, we characterize and quantify these differences in more detail.

§ We plot the evolution E1 because it was pushed somewhat closer to merger than the F runs; the trajectories of the E runs are indistinguishable from those of the F runs on the scale of this figure.

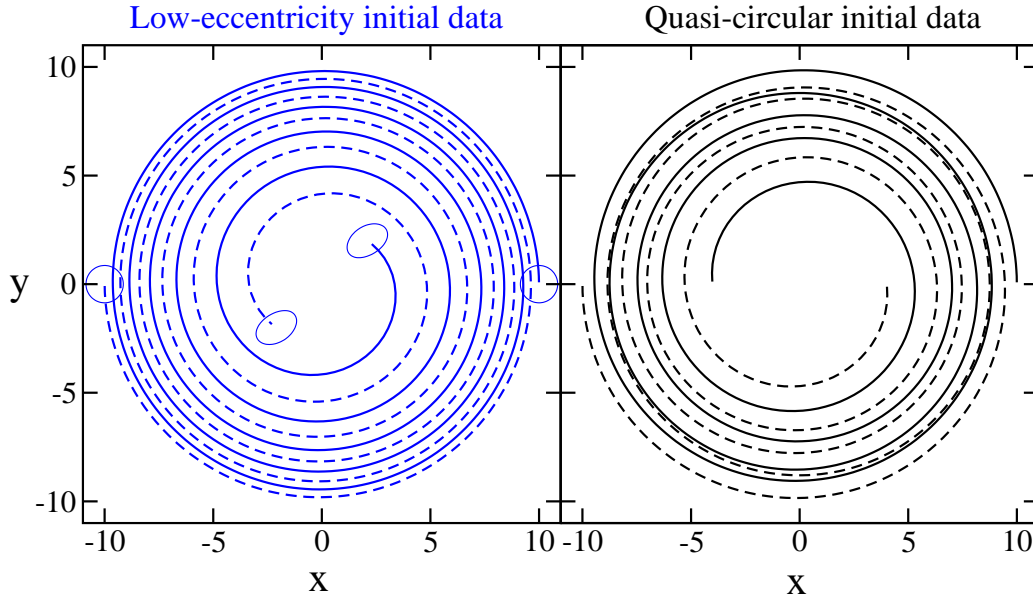


Figure 4. Trajectories of the center of the apparent horizons in asymptotically inertial coordinates for the runs E1 (left plot) and QC (right plot). The solid/dashed line distinguish the two black holes; the circles and ellipsoids in the left figure denote the location of the apparent horizon at the beginning and end of the evolution.

5.1. Time shift

The black holes approach each other more quickly in the QC run, with the time of coalescence appearing to be about $60M_{\text{ADM}}$ earlier than in the F2 run. Figure 2, for example, shows that the orbital phase increases more quickly during the QC run, with a late time phase difference of about π (almost a full gravitational wave cycle) compared to the F2 run. Similar differences are also seen in the graphs of the proper separation and orbital frequency shown in the upper panels of Fig. 5.

We find that most of the difference between the QC and F runs is just a simple coordinate time shift. The dashed lines in the upper panels of Fig. 5 represent the QC evolution shifted by $\Delta T = 59M_{\text{ADM}}$. With this time shift, the QC evolution oscillates around the low-eccentricity F2 run. Therefore, the apparent earlier merger time of the QC run is just a consequence of the fact that coordinate time $t = 0$ in the QC run represents a later stage in the inspiral than it does in the F2 evolution. The QC and F2 runs were started with the same spatial coordinate separation at $t = 0$; however, this point is the apocenter of the slightly eccentric QC orbit, so the point in the F2 run with the same phase (measured from merger) has smaller separation.

The lower left panel of Fig. 5 shows the proper separation difference, $\delta s = s_F(t) - s_{QC}(t - \Delta T)$, which emphasizes the oscillations of the QC evolution around the F2 orbit. These differences are plotted for three different time shifts ΔT . The right panels of Fig. 5 present information about the orbital angular frequency ω as determined from the coordinate locations of the centers of the apparent horizons. The upper right panel shows ω for evolutions of QC and F2 initial data. Time-shifting the QC run by

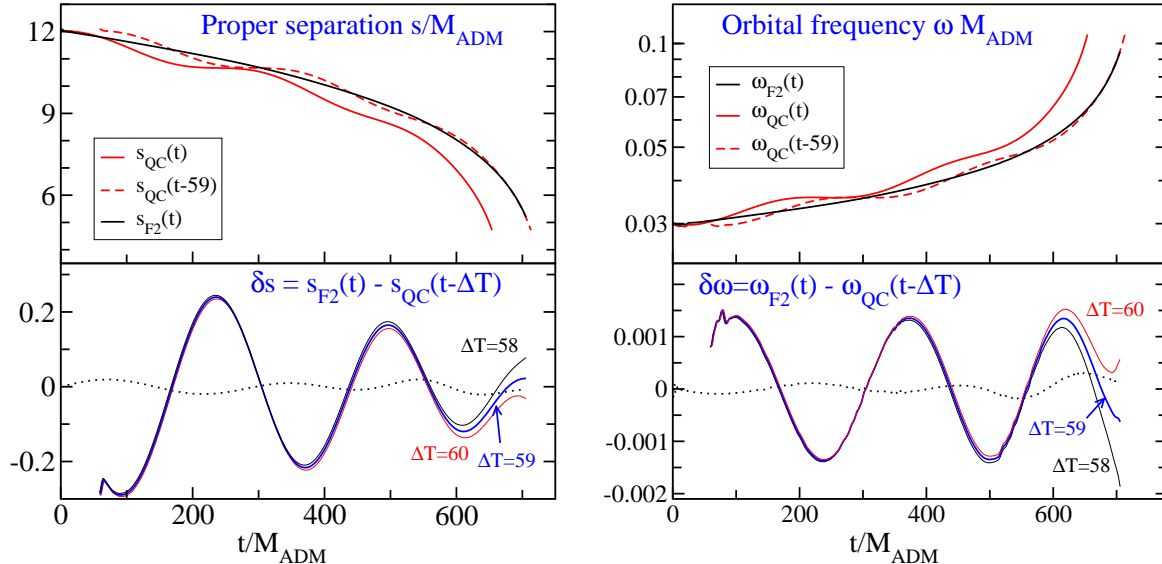


Figure 5. Proper separation (left) and orbital frequency (right) for evolutions of the QC and F initial data. The lower panels show the differences between the time-shifted QC and the F2 runs. The dotted lines in the lower panels show the differences between the E1 and F2 runs, providing an estimate of the remaining eccentricity in the F2 run.

the same $\Delta T = 59M_{\text{ADM}}$ also lines up the frequency curves very well. The lower right plot shows the difference in orbital frequency between the F2 run and the time-shifted QC run, $\delta\omega = \omega_{\text{F}}(t) - \omega_{\text{QC}}(t - \Delta T)$. The differences δs and $\delta\omega$ are very sensitive to the time offset ΔT applied to the QC run. In particular, at late times, when s and ω vary rapidly, even a small change in ΔT causes the differences to deviate significantly from their expected oscillatory behavior around zero. Looking at both δs and $\delta\omega$, we estimate a time offset $\Delta T/M_{\text{ADM}} = 59 \pm 1$ between the QC run and the F runs.

5.2. Measuring eccentricity

The evolution of the F initial data appears to have very low orbital eccentricity, so it can be used as a reference from which the eccentricity of the QC run can be estimated. We can define an eccentricity for the QC evolution, for example, from the relative proper separation,

$$e_s = \frac{|\delta s|}{s}, \quad (24)$$

where this equation is to be evaluated at the extrema of δs . Similarly, we can define a different measure of eccentricity from the variations in ω_{orbit} by evaluating

$$e_\omega = \frac{|\delta\omega|}{2\omega} \quad (25)$$

at the extrema of $\delta\omega$. The factor of two in the definition of e_ω arises from angular momentum conservation, which makes the orbital frequency proportional to the square of the radius of the orbit. In Newtonian gravity, $e_s = e_\omega$ to first order in eccentricity. Since the F initial data results in a factor of ten smaller oscillations in ds/dt than the QC

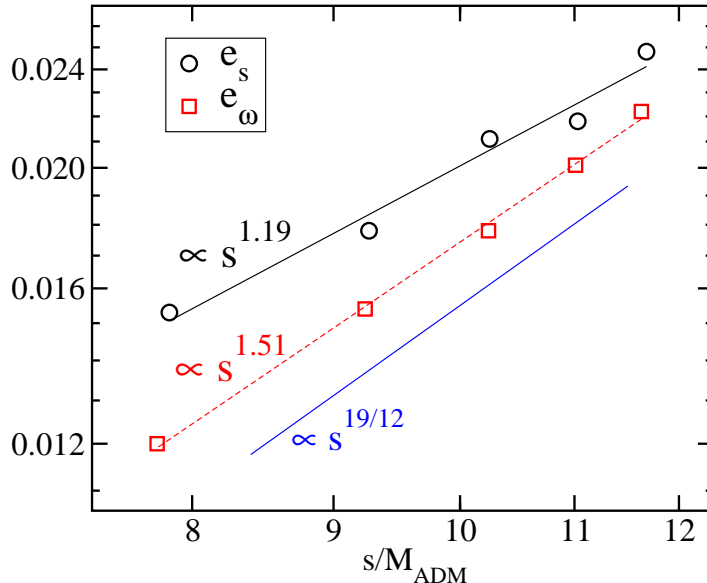


Figure 6. Orbital eccentricity of the QC evolution estimated from variations in proper separation, e_s , and from variations in orbital frequency, e_ω . Also shown in this log-log plot are best-fit power laws to each set of data, as well as the scaling predicted by Peters [8] with power $19/12 \approx 1.58$.

data, we expect these eccentricity estimates to be affected by the residual eccentricity of the F run at only the 10% level.

The orbital eccentricity of the QC run, estimated using Eqs. (24) and (25), is plotted as a function of proper separation between the black holes in Fig. 6. We see that these eccentricities decay during the inspiral, as expected. Within our estimated 10% errors, these eccentricities are consistent with a power law dependence on the proper separation, $e \propto s^p$. The eccentricity e_s based on the proper separation is consistently somewhat larger than e_ω , and it decays somewhat more slowly. Peters [8] derived the evolution of the orbital eccentricity during an inspiral due to the emission of gravitational waves using the quadrupole approximation. His result in the $e \ll 1$ limit predicts that $e \propto a^{19/12}$, where a is the semi-major axis of the orbit and where the constant of proportionality depends on the initial conditions. Using $a \approx s/2$, his formula predicts that the eccentricity should decay as

$$e \propto s^{19/12}. \quad (26)$$

Figure 6 confirms that e_ω follows this prediction quite closely, while e_s has a somewhat smaller power law exponent.

The eccentricities measured here are actually the relative eccentricities of the QC and the F orbits. The eccentricity of the QC run that we infer depends therefore on the residual eccentricity of the F run. A more intrinsic approach, used recently by Buonanno et al. [27], is to fit some eccentricity-dependent quantity to a full cycle (or more) of the orbital data. This approach yields similar, but somewhat smaller, eccentricities than those found here (despite our use of a QC orbit having larger initial separation and so

presumably smaller initial eccentricity).

5.3. Waveform extraction

We now turn our attention to the problem of extracting the gravitational wave signals from our numerical simulations using the Newman-Penrose quantity Ψ_4 . Given a spatial hypersurface with timelike unit normal n^μ , and given a spatial unit vector r^μ in the direction of wave propagation, the standard definition of Ψ_4 is the following component of the Weyl curvature tensor,

$$\Psi_4 = -C_{\alpha\mu\beta\nu}\ell^\mu\ell^\nu\bar{m}^\alpha\bar{m}^\beta, \quad (27)$$

where $\ell^\mu \equiv \frac{1}{\sqrt{2}}(n^\mu - r^\mu)$, and m^μ is a complex null vector (satisfying $m^\mu\bar{m}_\mu = 1$) that is orthogonal to r^μ and n^μ . Here an overbar denotes complex conjugation.

For (perturbations of) flat spacetime, Ψ_4 is typically evaluated on coordinate spheres, and in this case the usual choices for r^μ and m^μ are

$$r^\mu = \left(\frac{\partial}{\partial r}\right)^\mu, \quad (28a)$$

$$m^\mu = \frac{1}{\sqrt{2}r} \left(\frac{\partial}{\partial\theta} + i\frac{1}{\sin\theta}\frac{\partial}{\partial\phi}\right)^\mu, \quad (28b)$$

where (r, θ, ϕ) denote the standard spherical coordinates. With this choice, Ψ_4 can be expanded in terms of spin-weighted spherical harmonics of weight -2:

$$\Psi_4(t, r, \theta, \phi) = \sum_{lm} \Psi_4^{lm}(t, r) {}_{-2}Y_{lm}(\theta, \phi), \quad (29)$$

where the Ψ_4^{lm} are expansion coefficients defined by this equation.

For curved spacetime, there is considerable freedom in the choice of the vectors r^μ and m^μ , and different researchers have made different choices [27, 36, 37, 38, 39, 40, 7] that are all equivalent in the $r \rightarrow \infty$ limit. We choose these vectors by first picking an extraction two-surface \mathcal{E} that is a coordinate sphere ($r^2 = x^2 + y^2 + z^2$) centered on the center of mass of the binary system (using the global asymptotically Cartesian coordinates employed in our code). We choose r^μ to be the outward-pointing spatial unit normal to \mathcal{E} (that is, we choose r_i proportional to $\nabla_i r$). Then we choose m^μ according to Eq. (28b), using the standard spherical coordinates θ and ϕ defined on these coordinate spheres. Finally we use Eqs. (27) and (29) to define the Ψ_4^{lm} coefficients. Note that our m^μ is not exactly null nor exactly of unit magnitude at finite r , so our definition of Ψ_4^{lm} will disagree with the waveforms observed at infinity (and with those computed by other groups). Our definition does, however, agree with the standard definition given in Eqs (27)–(29) as $r \rightarrow \infty$, so our definition only disagrees with the standard one by a factor of order $1 + \mathcal{O}(1/r)$. In this paper we compute Ψ_4^{lm} in the same way and at the same extraction radius for all runs, so the $\mathcal{O}(1/r)$ effects should not significantly affect our comparisons of these waveforms.

Since our simulations use high spatial resolution all the way to the outer boundary, the outgoing radiation is fully resolved everywhere. Therefore, we could extract

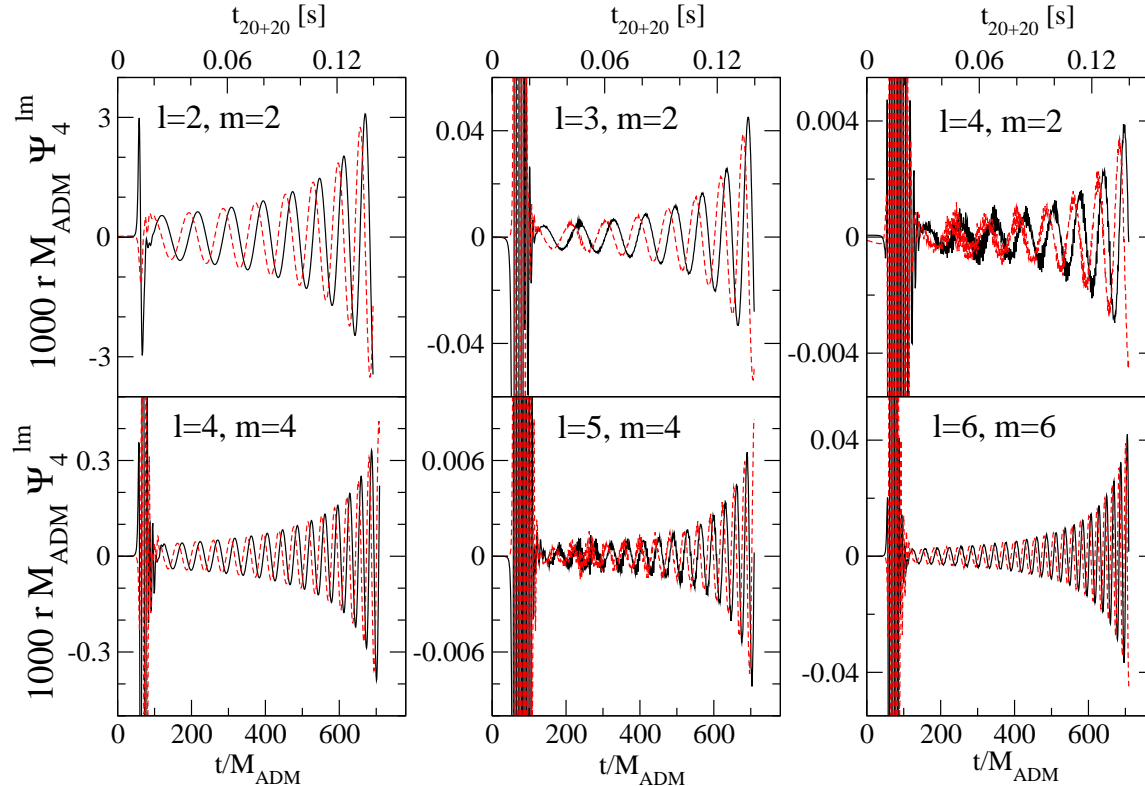


Figure 7. Waveforms for the F2 run. Plotted are the six dominant Ψ_4^{lm} coefficients, scaled by the factor $1000 r M_{\text{ADM}}$. Solid lines represent the real parts and dashed lines the imaginary parts of Ψ_4^{lm} . The time axes are labeled in geometric units at the bottom, and in SI units for a 20+20 M_\odot binary at the top.

waveforms at very large radii. The extracted wave signal lags the dynamics of the binary by the light-travel time to the extraction radius, and our evolutions currently fail shortly before merger. So extracting the wave signal at a very large radius would miss the most interesting part of the waveform close to merger. In order to retain most of the signal, we compromise by extracting the radiation at an intermediate distance: $R/M_{\text{ADM}} = 57$. Figure 7 presents the dominant waveform coefficients Ψ_4^{lm} . The Ψ_4^{44} coefficient is about a factor of ten smaller than the largest coefficient, Ψ_4^{22} . The Ψ_4^{32} and Ψ_4^{66} coefficients are smaller by about another order of magnitude; and the Ψ_4^{42} and Ψ_4^{54} coefficients have amplitudes that are only about $\sim 1/1000$ that of Ψ_4^{22} .

5.4. Waveform comparisons

In this section we make a number of quantitative comparisons between the waveforms produced by the evolution of quasi-circular, QC, initial data and those produced by the lower eccentricity, F, initial data.

We can define a gravitational wave frequency associated with Ψ_4^{lm} by writing

$$\Psi_4^{lm} = A_{lm}(t)e^{-i\phi_{lm}(t)}, \quad (30)$$

where $A_{lm}(t)$ is its (real) amplitude and $\phi_{lm}(t)$ its (real) phase. The frequency, Ω_{lm} ,

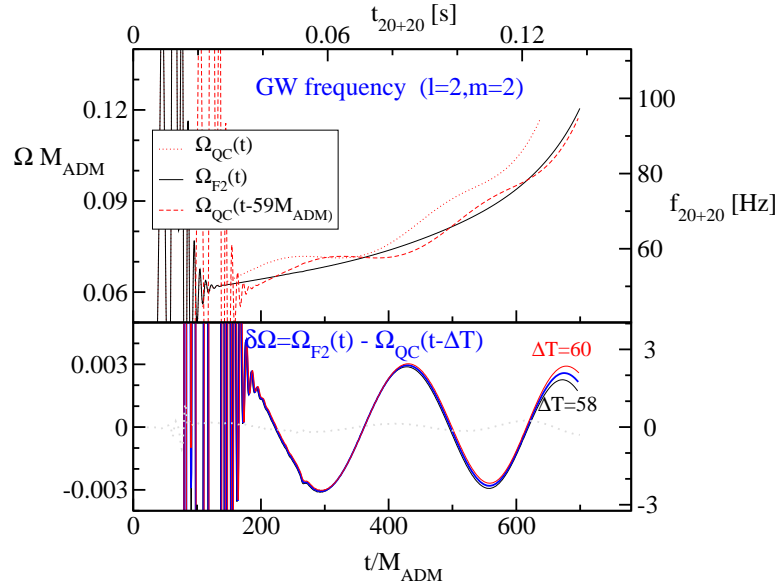


Figure 8. Frequency Ω_{22} of the gravitational waves extracted from the phase of Ψ_4^{22} . The left/bottom axes show geometric units, the right/top axes present SI-units for a $20+20 M_\odot$ binary. The dotted line in the lower panel represents the difference between the E1 and F2 runs.

associated with Ψ_4^{lm} is then defined as

$$\Omega_{lm} = \frac{d\phi_{lm}}{dt}. \quad (31)$$

Figure 8 shows comparisons of the frequency of the dominant mode, Ω_{22} , from the QC and the F runs. This figure confirms the basic picture that emerged from our discussion in Secs. 5.1 and 5.2: a time offset Δt must be used to compare the QC and F runs properly; the QC run has an orbital eccentricity which causes Ω_{22} to oscillate; and these oscillations are largely absent from the F run. Indeed, apart from the factor of two difference between orbital and the gravitational wave frequencies, the top panel of Fig. 8 looks very much like Fig. 2. This indicates that our coordinates are very well behaved—a feature that has also been observed in other numerical simulations, e.g. Ref. [41].

In order to make more detailed comparisons between the QC and the F waveforms, a phase offset $\Delta\phi$ in addition to the time offset ΔT must be taken into account. These offsets are used then to redefine the waveform of the QC run:

$$\tilde{\Psi}_{4\text{QC}}^{lm}(t) \equiv e^{-im\Delta\phi} \Psi_{4\text{QC}}^{lm}(t - \Delta T). \quad (32)$$

The same time and phase offsets are used for all values of l and m . Note that $\Delta\phi$ and ΔT represent *differences* between the QC and F evolutions. These offsets differ therefore from those often used in LIGO data analysis, where offsets are used to set the time and orbital phase at which a binary signal enters the LIGO band at 40Hz.

We now estimate the phase offset $\Delta\phi$ needed in Eq. (32) to allow us to make direct comparisons between the QC and the F2 waveforms. We consider two effects: First, the

orbital phase of the time-shifted QC run differs from that of the F2 run by the phase accumulated by the F2 run during the time $0 \leq t \leq \Delta T$. Second, the orbital frequencies of the QC and F2 runs differ, and this difference oscillates in time (cf. the right panel of Fig. 5), so the orbital phase difference between the two runs also oscillates in time. We take both of these effects into account: first, we evaluate the time-dependent phase difference, $\Delta\phi(t)$, between the waveforms of the time offset QC run, $\Psi_{4\text{QC}}(t - \Delta t)$, and the F run, $\Psi_{4\text{F}}(t)$; second, we evaluate the time average of this $\Delta\phi(t)$ to obtain $\Delta\phi \approx 1.83$. Using this value of $\Delta\phi$ leads to waveforms for the QC and F2 evolutions that agree as well as can be expected in the presence of the other systematic errors, described below.

The two gravitational wave polarizations, $h_+(t)$ and $h_\times(t)$, are the real functions related to Ψ_4 by

$$\Psi_4 = \ddot{h}_+ - i\ddot{h}_\times. \quad (33)$$

Consequently, the ${}_{-2}Y_{lm}$ components of $h_+(t)$ and $h_\times(t)$ can be obtained by the double time integral,

$$h_+^{lm}(t) - ih_\times^{lm}(t) = \int_{t_i}^t d\tau \int_{t_i}^\tau d\tau' \Psi_4^{lm}(\tau') + C_{lm} + D_{lm}t. \quad (34)$$

The constants C_{lm} and D_{lm} account for the (unknown) values of h and \dot{h} at the initial time t_i . If the full waveform were known, they could be determined either at very early times or at very late times (i.e. after the merger and ringdown). Since we do not have complete waveforms for the present evolutions, we choose C_{lm} and D_{lm} that make the average and the first moment of $h_{+\times}^{lm}(t)$ vanish:

$$\int_{t_1}^{t_2} d\tau h_{+\times}^{lm}(\tau) = 0 = \int_{t_1}^{t_2} d\tau \tau h_{+\times}^{lm}(\tau). \quad (35)$$

The integration interval $[t_1, t_2] = [160M_{\text{ADM}}, 706M_{\text{ADM}}]$ is chosen to be the largest interval (excluding the initial transient radiation burst) on which data is available for both runs.

Figure 9 shows the waveforms h_+^{lm} for the evolution F2 (solid lines) and QC (dashed lines). To the eye, the waveforms look essentially identical. To quantify how well the two waveforms match, we use simple overlap integrals in the time domain:

$$\mu = \frac{\langle h_1, h_2 \rangle}{\|h_1\| \|h_2\|}, \quad (36)$$

where $\langle h_1, h_2 \rangle \equiv \int_{t_1}^{t_2} dt h_1(t)h_2(t)$, and $\|h\|^2 \equiv \langle h, h \rangle$. The quantity μ gives the loss of signal to noise ratio obtained by filtering waveform h_1 with waveform h_2 . We evaluate the overlap integral in the time domain, rather than the frequency domain, to allow us to truncate the waveforms easily to the interval $[t_1, t_2]$ during which both waveforms are available. During the evolutions presented here the gravitational-wave frequency changes by only a factor of two, so our decision not to weight by the LIGO noise spectrum should not change our results significantly for frequencies near the minimum of the noise curve. Furthermore, we evaluate μ directly for the different modes $h_{+\times}^{lm}$,

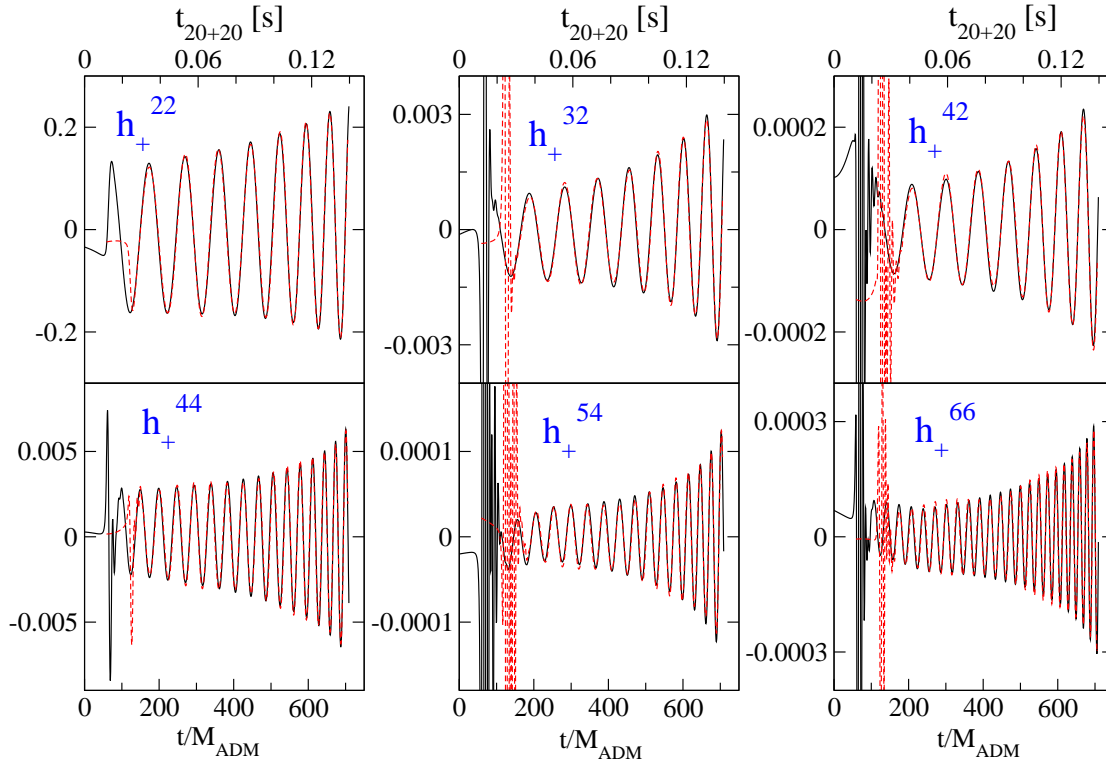


Figure 9. Waveforms h_+^{lm} (normalized by r/M_{ADM}) for the six dominant ${}_{-2}Y^{lm}$ modes. The solid lines represent evolution of the low-eccentricity initial data (run F2). The dashed lines represent evolution of QC initial data time-shifted by $\Delta T = 59M_{\text{ADM}}$ and phase-rotated by $\Delta\phi = 1.83$. The time axes are labeled in geometric units at the bottom and in SI-units for a $20+20 M_\odot$ inspiral at the top.

Table 2. Waveform overlaps between the low-eccentricity run F2 and quasi-circular run QC (computed from runs with medium and high resolution). Each mode of QC has been time shifted and rotated by $\Delta T = 59M_{\text{ADM}}$ and $\Delta\phi = 1.83$. These numbers are subject to additional systematic effects as discussed in the text.

mode	high resolution		medium resolution	
	$\mu(h_{+F}^{lm}, \bar{h}_{QC+}^{lm})$	$\mu(h_{F\times}^{lm}, \bar{h}_{QC\times}^{lm})$	$\mu(h_{+F}^{lm}, \bar{h}_{QC+}^{lm})$	$\mu(h_{F\times}^{lm}, \bar{h}_{QC\times}^{lm})$
$l=2, m=2$	0.998	0.998	0.998	0.998
$l=3, m=2$	0.997	0.997	0.997	0.998
$l=4, m=2$	0.996	0.997	0.996	0.998
$l=4, m=4$	0.991	0.991	0.993	0.993
$l=5, m=4$	0.987	0.979	0.983	0.982
$l=6, m=6$	0.981	0.980	0.986	0.982

rather than for specific observation directions. This allows us to compare differences in the higher order modes with smaller amplitudes, which would otherwise be swamped by the dominant $l = m = 2$ mode.

The overlaps between the QC and the F2 waveforms, obtained at $\Delta T = 59M_{\text{ADM}}$ and $\Delta\phi = 1.83$, are summarized in Table 2. Both medium and high resolution

overlaps are given in Table 2, confirming that the overlaps are not dominated by numerical errors. We note, however, that the medium resolution runs have more noise in the higher order modes at early times; so we shortened the integration interval to $[t_1, t_2] = [200M_{\text{ADM}}, 706M_{\text{ADM}}]$ to avoid contamination in those waveforms.

The dominant uncertainty in the computed overlap μ arises because of our uncertainties in the integration constants C_{lm} and D_{lm} in Eqs. (34) and (35). Because the waveform has finite length, these constants are known only to an accuracy of $\sim 1/N_{\text{cyc}}$, where N_{cyc} is the number of cycles in the waveform. This error depends only on the length of the evolution, and can only be reduced by longer evolutions, not by higher resolution evolutions. We show in Appendix B (to lowest order in the uncertainties of C_{lm} and D_{lm}) that the overlaps quoted in Table 2 are *upper* bounds. We also derive lower bounds for these overlaps there, which are smaller than the values given in Table 2 by about $12/(\pi N_{\text{cyc}})^2$. So these lower bounds are about 0.02 smaller than the Table 2 values for the $m = 2$ modes, and 0.002 smaller for the $m = 6$ modes. This systematic uncertainty is much larger than the mismatch of the waveforms for the $m = 2$ modes, so maximizing the overlaps by varying ΔT and $\Delta\phi$ as independent parameters is not justified.

6. Discussion

In this paper, we have extended the quasi-equilibrium initial-data formalism to binary black holes with nonzero radial velocities. We have also used this formalism to construct initial data whose evolution results in very low eccentricity orbits: about an order of magnitude smaller than the orbits of quasi-circular initial data.

The main differences between evolutions of the quasi circular, QC, and the low eccentricity, F, initial data sets are overall time and phase shifts: the QC initial data represents the binary at a point closer to merger. When we correct for these shifts, the orbital trajectories of the black holes and the gravitational waveforms they produce agree very well between the two runs. Various parameters measured in the QC run (e.g. orbital frequency or proper separation) oscillate around the corresponding values from the F run. The gravitational wave phase oscillates as well, but no significant coherent phase difference builds up during the five orbits studied here. We find waveform overlaps between the high-eccentricity and low-eccentricity runs of about 0.99. Therefore it appears that for the last five orbits before merger the differences between quasi-circular and low-eccentricity initial data are not important for event detection in gravitational wave detectors. Longer evolutions (e.g. equal mass binaries starting at larger separation, as well as unequal mass binaries with a longer radiation reaction time scale) have more cycles during which phase shifts could in principle accumulate. However, orbital eccentricity tends to decay during an inspiral and the orbital eccentricity in quasi-circular data should decrease as the initial separation increases, so longer evolutions are probably less sensitive to the eccentricity in the initial data. Thus we anticipate that the eccentricity of quasi-circular initial data will not play a significant role when longer

evolutions are used for event detection, but further study would be needed to confirm this.

Finally, we note that construction of low-eccentricity inspiral initial data may be more difficult when the black holes carry generic spin. The process described in this paper merely adjusts the orbital parameters to obtain a trajectory without oscillations on the orbital timescale. For non-spinning equal-mass black holes sufficiently far from merger, a non-oscillatory inspiral trajectory seems to be a reasonable choice. But if non-negligible spins are present, this is not likely to be the case. For spins that are not aligned with the orbital angular momentum, the approximate helical Killing vector is lost, and there are likely to be a variety of oscillations on the orbital time scale. In these cases a more sophisticated model of the desired circularized orbit will be needed before a procedure for adjusting the orbital parameters to the appropriate values can be formulated.

Acknowledgments

We thank Gregory Cook for inspiring discussions, including the initial suggestion to add radial motion to quasi-circular initial data. We also thank Ilya Mandel for suggesting the comparison to Peters' calculation [8]. This work was supported in part by grants from the Sherman Fairchild Foundation to Caltech and Cornell, and from the Brinson Foundation to Caltech; by NSF grants PHY-0099568, PHY-0244906, PHY-0601459, DMS-0553302 and NASA grants NAG5-12834, NNG05GG52G at Caltech; and by NSF grants PHY-0312072, PHY-0354631, and NASA grant NNG05GG51G at Cornell. Some of the simulations discussed here were produced with LIGO Laboratory computing facilities. LIGO was constructed by the California Institute of Technology and Massachusetts Institute of Technology with funding from the National Science Foundation and operates under cooperative agreement PHY-0107417. This paper has been assigned LIGO Document Number LIGO-P060071-00-Z.

Appendix A. Quasi-equilibrium initial data in inertial coordinates

In this appendix we show that $(\psi_{\text{co}}, \beta_{\text{co}}^i - \xi_{\text{rot}}, \alpha_{\text{co}})$, where $\xi_{\text{rot}}^i = (\boldsymbol{\Omega}_0 \times \mathbf{r})^i$, is a solution to the XCTS Eqs. (8a)–(8c) in asymptotically inertial coordinates (with appropriately modified boundary conditions) whenever $(\psi_{\text{co}}, \beta_{\text{co}}^i, \alpha_{\text{co}})$ is a solution in co-rotating coordinates. We also show that this solution leads to the same physical metric γ_{ij} and extrinsic curvature K_{ij} as the original solution in co-rotating coordinates. The proof relies on three key observations: First, both solutions are assumed to make the same choice of free data Eqs. (9a) (9b), (15a), and (15b); second, the shift enters the XCTS equations and the boundary conditions (almost) solely through the conformal Killing operator, $(\tilde{\mathbb{L}}\beta)^{ij}$; and third, ξ_{rot}^i is a conformal Killing vector, so $(\tilde{\mathbb{L}}\xi_{\text{rot}})^{ij} = 0$. Hence the term $-\xi_{\text{rot}}^i$ that is added to β_{co}^i (mostly) drops out of the equations.

We first show that the XCTS equations remain satisfied: Since $(\tilde{\mathbb{L}}\xi_{\text{rot}})^{ij} = 0$, it

follows from Eq. (5) that \tilde{A}_{ij} is unchanged by the addition of ξ_{rot}^i . So Eqs. (8a) and (8b) remain satisfied. The only other shift containing term in Eq. (8c) is $\beta^i \partial_i K$, which vanishes because $\partial_i K = 0$ from the choice of free data ($K = 0$) in Eq. (15b); so Eq. (8c) also remains satisfied.

We turn next to the boundary conditions: The boundary conditions used for the co-rotating coordinate representation of the XCTS equations are Eqs. (9c)–(9g) and (15c), while those used for the inertial frame representation are the same, except Eqs. (9d) and (9e) are replaced by Eqs. (16a) and (16b). The boundary conditions, Eqs. (9c) and (15c), depend only on ψ and α and therefore remain satisfied. The apparent horizon boundary condition, Eq. (9f), implies the boundary condition on the conformal factor Eq. (13), which is unchanged since $(\tilde{\mathbb{L}}\xi_{\text{rot}})^{ij} = 0$; and the new outer boundary condition, Eq. (16a), also holds because β_{co}^i satisfies Eq. (9d).

The only remaining boundary conditions then are Eqs. (16b) and (9g). Because $\theta = 0$ and $\sigma_{ij} = 0$, the null surface generated by k^μ coincides with the world tube of the apparent horizons, \mathcal{S}_{AH} . The normal to this null surface is k^μ , because k^μ is normal to \mathcal{S} by construction, and because $k^\mu k_\mu = 0$. Therefore, in order for $\partial_t + \xi_{\text{rot}}^i \partial_i$ to be tangent to \mathcal{S}_{AH} , as required by the boundary condition Eq. (16b), it must be orthogonal to k^μ . The vector $\partial_t + \xi_{\text{rot}}^i \partial_i$ has components $\alpha n^\mu + \beta^\mu + \xi_{\text{rot}}^\mu$, where $\beta^\mu = [0, \beta^i]$ and $\xi_{\text{rot}}^\mu = [0, \xi_{\text{rot}}^i]$. Using $k^\mu = (n^\mu + s^\mu)/\sqrt{2}$, it follows that

$$0 = (\partial_t + \xi_{\text{rot}}^i \partial_i) \cdot k = \frac{1}{\sqrt{2}} [-\alpha + (\beta^i + \xi_{\text{rot}}^i) s_i]. \quad (\text{A.1})$$

This condition implies

$$\beta^i = \alpha s^i - \xi_{\text{rot}}^i + \zeta^i \quad \text{on } \mathcal{S}, \quad (\text{A.2})$$

with $\zeta^i s_i = 0$, i.e., Eq. (17) in the main text. So the boundary condition Eq. (16b) is satisfied because $\beta_{\text{co}}^i = \alpha s^i + \zeta^i$ satisfies Eq. (12).

The vector ζ^i that appears in Eq. (A.2) is further constrained by the shear boundary condition, Eq. (9g), which we consider next. The shear σ_{ij} is defined as

$$\sigma_{\mu\nu} = \perp_{\mu\nu}{}^{\rho\sigma} {}^{(4)}\nabla_\rho k_\sigma, \quad (\text{A.3})$$

where $\perp_{\mu\nu}{}^{\rho\sigma} = h_\mu{}^{(\rho} h_\nu{}^{\sigma)} - \frac{1}{2} h_{\mu\nu} h^{\rho\sigma}$. Substituting Eq. (11) into this expression, and subsequently using Eqs. (2), (4), and (5) results in

$$\sqrt{2}\sigma_{ij} = -\frac{1}{2\alpha} \perp_{ij}{}^{kl} [(\mathbb{L}\beta)_{kl} - \psi^4 \tilde{u}_{kl}] + \perp_{ij}{}^{kl} \nabla_k s_l. \quad (\text{A.4})$$

For any vector field v^i decomposed into normal and tangential parts, $v^i = v^m s_m s^i + v_{\parallel}^i$, it follows that

$$\perp_{ij}{}^{kl} (\mathbb{L}v)_{kl} = (\mathbb{L}_{\mathcal{S}} v_{\parallel})_{ij} + 2v^m s_m \perp_{ij}{}^{kl} \nabla_k s_l. \quad (\text{A.5})$$

Using this identity and Eq. (17), the shear can be rewritten as

$$\sqrt{2}\sigma_{ij} = \frac{1}{2\alpha} \perp_{ij}{}^{kl} [(\mathbb{L}\xi_{\text{rot}})_{kl} + \psi^4 \tilde{u}_{kl}] - \frac{1}{2\alpha} (\mathbb{L}_{\mathcal{S}} \zeta)_{ij}. \quad (\text{A.6})$$

Once more, ξ_{rot}^i drops out because it is a conformal Killing vector. Also, since $\tilde{u}_{ij} = 0$ by Eq. (9a), we find that the shear vanishes iff ζ^i is a conformal Killing vector within the 2-surface \mathcal{S} :

$$\sigma_{ij} = 0 \quad \Leftrightarrow \quad 0 = (\mathbb{L}_{\mathcal{S}}\zeta)^{ij}. \quad (\text{A.7})$$

Equation (18) now follows from the identity $(\mathbb{L}_{\mathcal{S}}\zeta)^{ij} = \psi^{-4}(\tilde{\mathbb{L}}_{\mathcal{S}}\zeta)^{ij}$. This implies then that the boundary condition Eq. (9g) is satisfied since it is assumed to be satisfied in the co-rotating case.

Finally, we note that the physical metric γ_{ij} and extrinsic curvature K_{ij} produced by the inertial frame version of the problem are identical to those of the original co-rotating frame version. The conformal metric and conformal factor are identical in the two versions, so the physical metrics are identical trivially from Eq. (3). Since ξ_{rot}^i is a conformal Killing vector, it follows that A_{ij} is identical from Eq. (5); so it follows from Eq. (4) (with $K = 0$) that the extrinsic curvatures are identical as well.

Appendix B. Errors caused by finite-length waveforms

The error in the waveform overlaps caused by the uncertainty in the integration constants can be determined as follows: Denote our numerically computed waveforms by $h_x + \varepsilon_x$, where h_x stands for the unknown ‘‘true’’ waveform obtained with the correct values of the integration constants, and ε_x represents the error introduced by computing these constants with a truncated waveform. The label x stands for either F or QC .

The quantity of interest is the overlap between the ‘‘true’’ waveforms,

$$\mu(h_F, h_{QC}) = \frac{\langle h_F, h_{QC} \rangle}{\|h_F\| \|h_{QC}\|}, \quad (\text{B.1})$$

where $\langle h_1, h_2 \rangle \equiv \int_{t_1}^{t_2} h_1(t)h_2(t)dt$, and $\|h\|^2 \equiv \langle h, h \rangle$. The errors ε_x are those caused by the uncertainty in the constants C_{lm} and D_{lm} in Eq. (34), and the ε_x are therefore *linear* functions of time. Furthermore, choosing the integration constants by Eq. (35) makes the numerical waveforms $h_x + \varepsilon_x$ *orthogonal* to functions linear in time, so that $\langle h_x + \varepsilon_x, \varepsilon_y \rangle = 0$, where $x, y \in \{F, QC\}$. Using this result, and neglecting terms of order $\mathcal{O}(\varepsilon^3)$, one finds

$$\begin{aligned} \mu(h_F + \varepsilon_F, h_{QC} + \varepsilon_{QC}) &= \mu(h_F, h_{QC}) \\ &+ \mu(h_F, h_{QC}) \left(\frac{\|\varepsilon_F\|^2}{2\|h_F\|^2} + \frac{\|\varepsilon_{QC}\|^2}{2\|h_{QC}\|^2} - \frac{\langle \varepsilon_F, \varepsilon_{QC} \rangle}{\|h_F\| \|h_{QC}\|} \right). \end{aligned} \quad (\text{B.2})$$

It is straightforward to show that $\mu(h_f, h_{QC}) = 1 - \mathcal{O}(\delta h^2)$ where $\delta h = h_F - h_{QC}$. Therefore, replacing $\mu(h_F, h_{QC}) \rightarrow 1$ in the last term of Eq. (B.2) changes the result only by terms of order $\mathcal{O}(\delta h^2 \varepsilon_x^2)$. Furthermore, replacing $\|h_{QC}\| \rightarrow \|h_F\|$ in the denominators of Eq. (B.2) affects the result only by terms of order $\mathcal{O}(\delta h \varepsilon^2)$. Neglecting both of these higher order contributions, we find

$$\mu(h_F + \varepsilon_F, h_{QC} + \varepsilon_{QC}) = \mu(h_F, h_{QC}) + \frac{\|\varepsilon_F - \varepsilon_{QC}\|^2}{2\|h_F\|^2}. \quad (\text{B.3})$$

Because the last term is non-negative, the “true” overlap $\mu(h_F, h_{QC})$ is always smaller than the numerically computed overlap $\mu(h_F + \varepsilon_F, h_{QC} + \varepsilon_{QC})$. Using the triangle inequality, we can bound the last term in Eq. (B.3) by the error $\|\varepsilon_x\|^2/\|h_x\|^2$ in either the F or the QC waveform:

$$\frac{\|\varepsilon_F - \varepsilon_Q\|^2}{2\|h_F\|^2} \leq \frac{(\|\varepsilon_F\| + \|\varepsilon_{QC}\|)^2}{2\|h_F\|^2} \approx 2\frac{\|\varepsilon_x\|^2}{\|h_x\|^2}. \quad (\text{B.4})$$

Finally, we estimate $\|\varepsilon_x\|^2/\|h_x\|^2$ by applying Eqs. (34) and (35) to a pure sine-wave: $h(t) = \sin(t)$. It is straightforward to evaluate the integrals in Eq. (35) for this simple case, giving the bound $\|\varepsilon\|^2/\|h\|^2 \leq 6/(\pi N_{\text{cyc}})^2$, where $N_{\text{cyc}} = (t_2 - t_1)/(2\pi)$ is the number of cycles in the interval $[t_1, t_2]$. Therefore, we arrive at the bounds

$$\mu(h_F + \varepsilon_F, h_{QC} + \varepsilon_{QC}) \geq \mu(h_F, h_{QC}) \gtrsim \mu(h_F + \varepsilon_F, h_{QC} + \varepsilon_{QC}) - \frac{12}{\pi^2 N_{\text{cyc}}^2}, \quad (\text{B.5})$$

as mentioned in the main text.

- [1] B. C. Barish and R. Weiss. LIGO and the detection of gravitational waves. *Phys. Today*, 52 (Oct)(10):44–50, 1999.
- [2] F Acernese et al. The present status of the VIRGO central interferometer. *Class. Quantum Grav.*, 19:1421, 2002.
- [3] Frans Pretorius. Evolution of binary black hole spacetimes. *Phys. Rev. Lett.*, 95:121101, 2005.
- [4] John G. Baker, Joan Centrella, Dae-Il Choi, Michael Koppitz, and James van Meter. Gravitational wave extraction from an inspiraling configuration of merging black holes. *Phys. Rev. Lett.*, 96:111102, 2006.
- [5] M. Campanelli, C. O. Lousto, P. Marronetti, and Y. Zlochower. Accurate evolutions of orbiting black-hole binaries without excision. *Phys. Rev. Lett.*, 96:111101, 2006.
- [6] Mark A. Scheel, Harald P. Pfeiffer, Lee Lindblom, Lawrence E. Kidder, Oliver Rinne, and Saul A. Teukolsky. Solving Einstein’s equations with dual coordinate frames. *Phys. Rev. D*, 74:104006, 2006.
- [7] Bernd Brügmann, Jose A. Gonzalez, Mark Hannam, Sascha Husa, Ulrich Sperhake, and Wolfgang Tichy. Calibration of moving puncture simulations. *gr-qc/0610128*, 2006.
- [8] P. C. Peters. Gravitational radiation and the motion of two point masses. *Phys. Rev.*, 136(4B):B1224–B1232, Nov 1964.
- [9] Gregory B. Cook. Three-dimensional initial data for the collision of two black holes. II. Quasicircular orbits for equal-mass black holes. *Phys. Rev. D*, 50(8):5025–5032, 1994.
- [10] Thomas W. Baumgarte. The innermost stable circular orbit of binary black holes. *Phys. Rev. D*, 62:024018, 2000.
- [11] Eric Gourgoulhon, Philippe Grandclément, and Silvano Bonazzola. Binary black holes in circular orbits. I. A global spacetime approach. *Phys. Rev. D*, 65:044020, 2002.
- [12] Philippe Grandclément, Eric Gourgoulhon, and Silvano Bonazzola. Binary black holes in circular orbits. II. Numerical methods and first results. *Phys. Rev. D*, 65:044021, 2002.
- [13] Brian D. Baker. Binary black holes in quasi-stationary circular orbits. *arXiv:gr-qc/0205082v1*, 2002.
- [14] Gregory B. Cook. Corotating and irrotational binary black holes in quasi-circular orbits. *Phys. Rev. D*, 65(8):084003, 2002.
- [15] Wolfgang Tichy, Bernd Brügmann, Manuela Campanelli, and Peter Diener. Binary black hole initial data for numerical general relativity based on post-Newtonian data. *Phys. Rev. D*, 68:064008, 2003.

- [16] Harald P. Pfeiffer. *Initial Data for Black Hole Evolutions*. PhD thesis, Cornell University, 2003.
- [17] Gregory B. Cook and Harald P. Pfeiffer. Excision boundary conditions for black hole initial data. *Phys. Rev. D*, 70:104016, 2004.
- [18] Hwei-Jang Yo, James N. Cook, Stuart L. Shapiro, and Thomas W. Baumgarte. Quasi-equilibrium binary black hole initial data for dynamical evolutions. *Phys. Rev. D*, 70:084033, 2004. Erratum-ibid. D70:089904 (2004).
- [19] Wolfgang Tichy and Bernd Brügmann. Quasiequilibrium binary black hole sequences for puncture data derived from helical killing vector conditions. *Phys. Rev. D*, 69:024006, 2004. gr-qc/0307027.
- [20] M. Caudill, G. B. Cook, J. D. Grigsby, and H. P. Pfeiffer. Circular orbits and spin in black-hole initial data. *Phys. Rev. D*, 74(6):064011, 2006.
- [21] Kenneth A. Dennison, Thomas W. Baumgarte, and Harald P. Pfeiffer. Approximate initial data for binary black holes. *Phys. Rev. D*, 74:064016, 2006.
- [22] Nichols Yunes, Wolfgang Tichy, Benjamin J. Owen, and Bernd Bruegmann. Binary black hole initial data from matched asymptotic expansions. *Phys. Rev. D*, 74:104011, 2006.
- [23] Nichols Yunes and Wolfgang Tichy. Improved initial data for black hole binaries by asymptotic matching of post-newtonian and perturbed black hole solutions. *Phys. Rev. D*, 74:064013, 2006.
- [24] J. Baker, M. Campanelli, C. O. Lousto, and R. Takahashi. Modeling gravitational radiation from coalescing binary black holes. *Phys. Rev. D*, 65(12):124012, Jun 2002.
- [25] Steve Brandt and Bernd Brügmann. A simple construction of initial data for multiple black holes. *Phys. Rev. Lett.*, 78(19):3606–3609, 1997.
- [26] Mark Miller. Circular orbit approximation for binary compact objects in general relativity. *Phys. Rev. D*, 69:124013, 2004.
- [27] Alessandra Buonanno, Gregory B. Cook, and Frans Pretorius. Inspiral, merger and ring-down of equal-mass black-hole binaries. *gr-qc/0610122*, 2006.
- [28] James W. York, Jr. Conformal “thin sandwich” data for the initial-value problem of general relativity. *Phys. Rev. Lett.*, 82(7):1350–1353, 1999.
- [29] Harald P. Pfeiffer and James W. York. Extrinsic curvature and the Einstein constraints. *Phys. Rev. D*, 67:044022, 2003.
- [30] R. Rieth. On the validity of wilson’s approach to general relativity. In Andrzej Królak, editor, *Mathematics of Gravitation. Part II. Gravitational Wave Detection*, pages 71–74. Polish Academy of Sciences, Institute of Mathematics, Warsaw, 1997.
- [31] Harald P. Pfeiffer, Lawrence E. Kidder, Mark A. Scheel, and Saul A. Teukolsky. A multidomain spectral method for solving elliptic equations. *Comput. Phys. Commun.*, 152:253–273, 2003.
- [32] Lee Lindblom, Mark A. Scheel, Lawrence E. Kidder, Robert Owen, and Oliver Rinne. A new generalized harmonic evolution system. *Class. Quantum Grav.*, 23:S447–S462, 2006.
- [33] Helmut Friedrich. On the hyperbolicity of Einstein’s and other gauge field equations. *Commun. Math. Phys.*, 100:525–543, 1985.
- [34] Frans Pretorius. Numerical relativity using a generalized harmonic decomposition. *Class. Quantum Grav.*, 22:425–452, 2005.
- [35] Oliver Rinne, Lee Lindblom, and Mark A. Scheel. Testing outer boundary treatments for the einstein equations. 2007. arXiv:0704.0782.
- [36] David R. Fiske, John G. Baker, James R. van Meter, Dae-II Choi, and Joan M. Centrella. Wave zone extraction of gravitational radiation in three-dimensional numerical relativity. *Phys. Rev. D*, 71:104036, 2005.
- [37] Christopher Beetle, Marco Bruni, Lior M. Burko, and Andrea Nerozzi. Towards a novel wave-extraction method for numerical relativity. I. Foundations and initial-value formulation. *Phys. Rev. D*, 72:024013, 2005.
- [38] Andrea Nerozzi, Christopher Beetle, Marco Bruni, Lior M. Burko, and Denis Pollney. Towards wave extraction in numerical relativity: the quasi-Kinnersley frame. *Phys. Rev. D*, 72:024014, 2005.

- [39] Lior M. Burko, Thomas W. Baumgarte, and Christopher Beetle. Towards a wave-extraction method for numerical relativity: III. Analytical examples for the Beetle–Burko radiation scalar. *Phys. Rev. D*, 73:024002, 2006.
- [40] Manuela Campanelli, Bernard J. Kelly, and Carlos O. Lousto. The Lazarus project. II. Spacelike extraction with the quasi-Kinnersley tetrad. *Phys. Rev. D*, 73:064005, 2006.
- [41] Frans Pretorius. Simulation of binary black hole spacetimes with a harmonic evolution scheme. *Class. Quant. Grav.*, 23:S529–S552, 2006.