

APPLICATION OF DISCRETE DIFFERENTIAL FORMS TO SPHERICALLY SYMMETRIC SYSTEMS IN GENERAL RELATIVITY

RONNY RICHTER, JÖRG FRAUENDIENER, AND MARLENE VOGEL

ABSTRACT. In this article we describe how Discrete Differential Forms can be applied to spherically symmetric systems in GR. Three numerical schemes are introduced, the results of which are compared with the corresponding analytic solutions. The error of two schemes converge quadratically to zero. For one scheme the errors depend strongly on the initial data.

1. INTRODUCTION

Most methods that are presently used in numerical GR are in some sense referred to a coordinate system. This can be a major problem, because not only is it impossible in general to cover a global space-time with a single coordinate chart. But also it is generally impossible to know beforehand the effects that certain gauge conditions specified during the course of a simulation will imply.

In view of this the question occurs, as to whether it is possible to develop a numerical method that is manifestly coordinate invariant. One such method is Regge calculus [1] which, unfortunately, so far has not played a role in computational GR (see however [2]). Such an invariant numerical method must be based on invariant quantities describing the geometry of space-time. The prime examples for invariant quantities on a manifold are the scalar fields, but in the usual description even they are coordinate dependent, because the description of the points of the manifold themselves depends on the choice of a coordinate system. Therefore, in order to avoid coordinates we must not even use coordinates for the localisation of points of the space-time manifold. This implies that we cannot use the usual definition of a manifold as a collection of coordinate charts with transition functions which is the basis of almost all analytical and numerical treatments of the Einstein equations.

In the usual procedure for discretisation the manifold structure is untouched while the equations are discretised, i.e., evaluated only for a finite number of points of the manifold. When the use of coordinates is to be avoided one has to start the discretisation at an even lower level namely on that of the manifold itself. Hence, on a quite basic level the space-time can be considered as a collection of abstract objects called points. The structures on the space-time are then described as certain relations between these points. In our case the relevant structure consists of primarily topological and geometric relationships. For the present purpose we find it more reasonable to consider the topological relationships as given in advance so that the aim of computational GR is then to find a description of the geometric relations between the points.

We approximate a manifold and its differentiable structure by a cellular paving [3], i.e. a collection of finitely many cells. The cells are the images of a certain

number of standard shapes like (hyper-)cubes or n -simplices. In the case where all standard shapes are simplices we talk about a triangulation and the cellular paving is a simplicial complex. The cellular paving is supposed to have the same topological properties as the envisaged space-time.

To illustrate the idea we consider the example of a standard 3-simplex which can be viewed as the interior of a tetrahedron. It is a 3-dimensional manifold. Its boundary is composed of four 2-simplices (faces), six 1-simplices (edges) and four 0-simplices (nodes). With such p -simplices we can associate several quantities which can be interpreted in a physical way. Examples are the charge inside a volume, a flux through a face, the work done along an edge or the value of a potential at a given point. In all these cases we associate *numbers* with a simplex and these numbers are usually obtained by *integration*, i.e., by adding up contributions from ‘infinitesimal’ pieces making up the finite simplex. So, in each case we obtain a map from p -simplices to numbers.

Differential p -forms can be viewed as ‘the objects which are integrated over p -dimensional submanifolds’ so they provide maps from p -dimensional submanifolds to the reals. Thus, the maps presented above correspond to differential forms, but restricted to p -simplices. These objects are known as discrete differential forms. They have received some attention since Bossavit [4] had pointed out that they correspond to the lowest order mixed finite element spaces defined by Nédélec [5] (see also [6]). Finite elements of mixed type have been used successfully in numerical applications to electrodynamics, see [7, 8, 3].

Our task is now to relate geometric properties such as lengths, angles, holonomies and curvature using differential forms to the triangulation and the various parts of the simplices respectively. Since 0-forms are functions they describe properties at single points. In order to formulate relations between points such as the distance between two points or the holonomy around a loop we need p -forms with $p > 0$.

In order to use this approach one needs to have a formulation of geometries and, in particular, of GR which uses differential forms. A formulation of geometries based on differential forms has been provided by É. Cartan [9]. The further step towards a formulation of GR using differential forms has been carried out by several authors. We mention here the work of Sparling [10] who has set up an exterior differential system of equations which is closed if and only if the vacuum Einstein equations hold. In [11] we have shown in detail how to set up the discrete formalism based on this exterior system using the ideas explained above.

In summary, the variables of our proposed discrete formulation will be the integrals of differential forms over submanifolds. In order to get a finite number of variables we use a finite number of these submanifolds based on a triangulation of the computational domain and discretise a description of GR that uses (finitely many) differential forms.

The formulation of GR that we use is based on the Cartan formalism of moving frames and Sparling’s exterior system for vacuum GR. In this article we describe a simplification of the general formalism which occurs in spherical symmetry. The plan of the paper is as follows. In sect. 2 we describe the equations which result from a symmetry reduction. In section 3 we present three possibilities to implement these equations in a fully discrete evolution scheme. In section 4 we discuss how the method can be tested and in section 5 we present the results of those tests. Some final remarks can be found in section 6.

2. THE SPHERICALLY SYMMETRIC EQUATIONS

We start with the formulation of GR using exterior forms [10]. The basic variables in this formalism are the four 1-forms of a pseudo-orthonormal tetrad θ^i , $i = 0, \dots, 3$. Together with the coefficients $\eta_{ik} = \text{diag}(1, -1, -1, -1)$ they define the metric as

$$(1) \quad g = \theta^0 \otimes \theta^0 - \theta^1 \otimes \theta^1 - \theta^2 \otimes \theta^2 - \theta^3 \otimes \theta^3 = \eta_{ik} \theta^i \otimes \theta^k.$$

For the description of the connection in this formalism sixteen 1-forms ω^i_k , $i, k = 0, \dots, 3$ are used. The connection should be compatible with the metric and torsion free, which translates into the antisymmetry requirement and the first Cartan equation, respectively¹:

$$(2) \quad \eta_{ik} \omega^k_j + \eta_{jk} \omega^k_i = 0, \quad d\theta^i + \omega^i_k \theta^k = 0.$$

Furthermore the metric should fulfil Einstein's field equations, which is equivalent to

$$(3) \quad d\mathbf{L}_i = \mathbf{S}_i + 8\pi T_i^k \Sigma_k.$$

Here, T_{ik} is the usual energy momentum tensor and

$$\Sigma_i = \frac{1}{6} \varepsilon_{ijkl} \theta^j \theta^k \theta^l,$$

are the so called hypersurface 3-forms. The forms \mathbf{L}_i and \mathbf{S}_i are the Nester-Witten 2-form and the Sparling 3-form, defined by (see [11, 10]):

$$(4) \quad \mathbf{L}_i = \frac{1}{2} \varepsilon_{ijkl} \omega^{jk} \theta^l, \quad \mathbf{S}_i = \frac{1}{2} \varepsilon_{ijkl} \left(\omega^{jk} \omega^l_m \theta^m - \omega^j_m \omega^{mk} \theta^l \right).$$

In vacuum, when $T_i^k = 0$, these equations determine the geometry of space-time. If there is matter, additional matter equations are needed. However, we will be concerned only with the vacuum case so that we will have to solve the equations

$$(5) \quad \begin{cases} d\theta^i + \omega^i_k \theta^k = 0, \\ d\mathbf{L}_i = \mathbf{S}_i. \end{cases}$$

Although the geometry is fixed, there is still the freedom of choosing a gauge, i.e. there are Lorentz transformations Λ^i_k of the tetrad that do not change the metric

$$(6) \quad g = \eta_{ik} \theta^i \otimes \theta^k = \eta_{ik} \Lambda^i_j \theta^j \otimes \Lambda^k_l \theta^l = (\eta_{ik} \Lambda^i_j \Lambda^k_l) \theta^j \otimes \theta^l.$$

In this work we will concentrate on general relativistic systems with spherical symmetry. Thus, we will assume that the rotation group $SO(3)$ acts isometrically on the space-time and that the orbits of this action are 2-dimensional space-like submanifolds. These are necessarily spheres whose area we write as $4\pi R^2$. In Appendix A it is shown, how to 'factor out' the symmetry action i.e., the angular dependence and how to derive an exterior system on the 2-dimensional 'orbit space' \mathcal{M}_1 spanned by the radial and the time directions.

This can be done by a decomposition of the 4-dimensional space-time manifold into the 2-dimensional spheres and the 2-dimensional orbit space, followed by some

¹Here and in what follows it is understood, that the product of differential forms is the anti-symmetrised tensor product, i.e. the exterior product.

simplifications (see appendix A). We end up with the following system

$$\begin{aligned}
(7) \quad 0 &= \mathbf{d}f_0 - f_1\omega - \frac{1}{2} \left(f_1^2 - 3f_0^2 - \frac{1}{R^2} \right) \theta^0 + (f_0f_1) \theta^1, \\
0 &= \mathbf{d}f_1 - f_0\omega - \frac{1}{2} \left(f_0^2 - 3f_1^2 + \frac{1}{R^2} \right) \theta^1 + (f_0f_1) \theta^0, \\
0 &= \mathbf{d} \left(\sqrt{R^2} (R^2 f_0^2 - R^2 f_1^2 + 1) \right), \\
0 &= f_0 (\mathbf{d}\theta^1 + \omega\theta^0) - f_1 (\mathbf{d}\theta^0 + \omega\theta^1).
\end{aligned}$$

Here (θ^0, θ^1) is a dyad in the 2-dimensional orbit space \mathcal{M}_1 which carries a Lorentzian metric. The $SO(1,1)$ connection on this space is given by the 1-form ω . It is a consequence of the equations above that this connection is torsion free. The geometric properties of the orbits is described by the functions f_0 , f_1 and R^2 (e.g. $4\pi R^2$ is the area of the orbit). For details see appendix A.

By introducing the 1-forms

$$\begin{aligned}
\tilde{\theta}^0 &:= \frac{1}{R} \theta^0, & \tilde{\theta}^1 &:= \frac{1}{R} \theta^1, \\
\alpha &:= f_0 \theta^0 + f_1 \theta^1, & \beta &:= f_1 \theta^0 + f_0 \theta^1
\end{aligned}$$

the equations (7) can be rewritten as follows

$$\begin{aligned}
(8) \quad \mathbf{d}\tilde{\theta}^0 + \omega\tilde{\theta}^1 + \alpha\tilde{\theta}^0 &= 0, \\
\mathbf{d}\tilde{\theta}^1 + \omega\tilde{\theta}^0 + \alpha\tilde{\theta}^1 &= 0, \\
\mathbf{d}\alpha &= 0, \\
\mathbf{d}\beta + 2\alpha\beta + \tilde{\theta}^0\tilde{\theta}^1 &= 0, \\
\mathbf{d}\omega - \alpha\beta - \tilde{\theta}^0\tilde{\theta}^1 &= 0,
\end{aligned}$$

together with the algebraic relations

$$(9) \quad \alpha\tilde{\theta}^0 + \beta\tilde{\theta}^1 = 0, \quad \alpha\tilde{\theta}^1 + \beta\tilde{\theta}^0 = 0.$$

The two equations (9) are needed to ensure that α and β are constructed out of only two functions. They can be interpreted as

$$(10) \quad \star\alpha = \beta$$

where \star is the 2-dimensional Hodge operator [12]. In the calculations we will use discrete versions of both (9) and (10).

From the definition of the Hodge operator it is clear, that $\star\theta^1 = \theta^0$. This means that in (8) we have actually only three 1-forms α , θ^1 and ω and their Hodge duals. From now on the Hodge duals will be called dual forms, whereas the forms α , θ^1 and ω themselves get the generic name direct forms. We also have for every form and its Hodge dual an equation, where its exterior derivative is involved except for the dual of ω . It turns out, that the exterior derivative of this form is purely gauge because it can be set to any value by an appropriate choice of gauge in \mathcal{M}_1 .

We are now in a position to apply the discretisation procedure as explained in [3]. However, the situation in GR is significantly different from electrodynamics so that there is no straightforward implementation. For one thing the distinction between direct and dual forms is used in electrodynamics in an elegant way by employing a dual mesh. It is not so clear whether one can make use of this also in GR. Another

point is that in electrodynamics one only discretises space using the method of discrete differential forms while we aim at fully discrete schemes.

Furthermore, electrodynamics is a linear theory while the nonlinearity of GR is apparent from the appearance of the wedge product which has to be implemented on the discrete level. So we cannot simply adapt the implementation of electrodynamics, but we will have to look at the forms differently. The aim is to split a possibly large system of nonlinear equations into many small systems of equations in order to get one independent system for every simplex. How this is done in practice, is described in [11] and briefly in the following section.

3. IMPLEMENTATION OF THE DISCRETE EQUATIONS

In section 2 and appendix A we derived systems of exterior equations on \mathcal{M}_1 . Now we present methods for discretising them and develop numerical schemes. Since there is no unique natural way, we use different discretisation schemes to explore various possibilities.

3.1. Application of Whitney forms. As indicated in the introduction, we approximate the manifold by taking into account finitely many of its subsets. Moreover we want to use discrete differential forms as an approximation for the continuous differential forms.

It is known that the opposite, i.e. the extension of a discrete differential form to a continuous differential form can be done with the help of the so-called Whitney forms [13]. These are a special class of forms which can be used to construct continuous forms from discrete forms. However, they can exist only on special domains such as simplices, n -dimensional cubes and shapes, that can be constructed from a cube by collapsing some of its edges [14] such as pyramids or prisms. The numerical variables are then the integrals of the forms over the corresponding figures.

We have chosen the first possibility, i.e. we are searching for an approximation of space-time by taking subsets into account, that can be continuously mapped to simplices. In the 2-dimensional case these simplices are nodes, edges and faces. The reason for this choice is, that for other shapes it is not possible to get an exterior product from (anti-)symmetry requirements alone. This leads to unaesthetic ambiguities, and since the exterior product of Whitney forms is in general no Whitney form, symmetry assumptions are the best way to introduce the discrete exterior product.

Using simplices one gets, up to a normalisation, an exterior product essentially from the following requirements

1. The discrete exterior product fulfils the usual commutation rule for forms, i.e. for a p -form α^p and a q -form β^q we have

$$\alpha^p \wedge \beta^q = (-1)^{pq} \beta^q \wedge \alpha^p.$$

2. When the orientation of the simplex is changed, the sign of the corresponding value of the discrete exterior product changes. The same is true for every Discrete Differential Form.

These requirements lead almost immediately to the following formula for the discrete exterior product between 1-forms α and β

$$(11) \quad \begin{aligned} \alpha\beta[v_0, v_1, v_2] = & \frac{1}{6}(\alpha[v_0, v_1]\beta[v_0, v_2] - \alpha[v_0, v_2]\beta[v_0, v_1] \\ & + \alpha[v_1, v_2]\beta[v_1, v_0] - \alpha[v_1, v_0]\beta[v_1, v_2] \\ & + \alpha[v_2, v_0]\beta[v_2, v_1] - \alpha[v_2, v_1]\beta[v_2, v_0]), \end{aligned}$$

where the expression $\gamma[v_0, \dots, v_p]$ is the numerical variable corresponding to the integral of the p -form γ over the simplex with nodes $\{v_0, \dots, v_p\}$ and orientation given by the ordered tuple of vectors $(v_1 - v_0, \dots, v_p - v_0)$. It turns out that this definition and its analogues for higher degree forms yields an algebraic structure which is not associative in contrast to the continuous case. How this non-associativity influences the method is not clear. It is clear however, that the terms which become ambiguous due to the non-associativity are of higher order so they converge to zero faster in the continuum limit.

For the discretisation of the exterior derivative, we remember Stokes theorem and get for a 1-form α

$$(12) \quad d\alpha[v_0, v_1, v_2] = \alpha[v_1, v_2] - \alpha[v_0, v_2] + \alpha[v_0, v_1].$$

3.2. Properties of the simplicial mesh. Now we come to the numerical schemes. Common to all three schemes is the way of generating a simplicial approximation of a subset of \mathcal{M}_1 . We start from appropriate initial data. That means from somewhere we have a 1-dimensional simplicial complex \mathcal{C}_i [15], that approximates a space-like curve in \mathcal{M}_1 (see section 4 for details). At each node of \mathcal{C}_i two linearly independent light-like directions \mathbf{l}_0 and \mathbf{l}_1 exist. It is clear, that a light-like curve with tangent-vector \mathbf{l}_0 at a node n_0 will have an intersection with a light-like curve with tangent vector \mathbf{l}_1 at another node n_1 .² To create a face of the mesh, that contains an edge of \mathcal{C}_i , we require the two missing edges to be approximations of these light-like curves. Their intersection becomes the new node n_2 . For obvious reasons, these faces are called *upwards directed*.

The other type of faces is called *downwards directed*, and is created by joining the intersections of the light-like curves in adjacent upwards directed faces. When \mathcal{C}_i has n edges, we now have n upwards directed and $(n - 1)$ downwards directed faces. The collection of these faces will be called the first *time-step*.

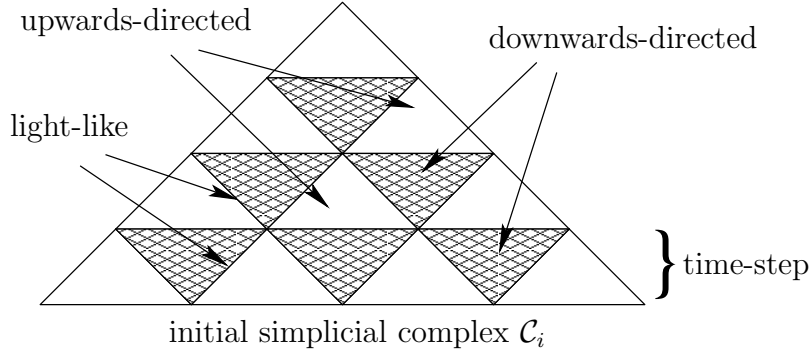
Obviously, this procedure can be continued by taking the collection of the non light-like edges of the downwards directed faces as a new initial complex \mathcal{C}'_i , until the intersection of the light-like curves from the boundary of \mathcal{C}_i is reached. That means that we calculate the domain of dependence of \mathcal{C}_i .³ Figure 1 shows the triangulation. Having a simplicial mesh, the exterior product and derivative, we can now take care of the discrete equations.

3.3. Scheme I. For the first scheme the system (7) is used. The variables are the discrete 1-forms θ^0 , θ^1 and ω as well as the discrete 0-forms f_0 , f_1 and R^{-2} . For the upwards directed faces the numbers

$$\{f_0[n_0], f_0[n_1], f_1[n_0], f_1[n_1], R^{-2}[n_0], R^{-2}[n_1], \theta^0[n_0, n_1], \theta^1[n_0, n_1], \omega[n_0, n_1]\}$$

²At least when n_0 and n_1 are sufficiently close to each other.

³At first sight this seems to be a limitation of the method, but this is only due to the choice of light-like directions \mathbf{l}_0 and \mathbf{l}_1 . There is no principal restriction to this choice, but it is an easy invariant method for defining the position of the node n_2 .

FIGURE 1. The triangulation of the domain of dependence of \mathcal{C}_i .

are given initial data, and

$$\{f_0[n_2], f_1[n_2], R^{-2}[n_2], \theta^0[n_0, n_2], \theta^0[n_1, n_2], \theta^1[n_0, n_2], \theta^1[n_1, n_2], \omega[n_0, n_2], \omega[n_1, n_2]\}$$

are the unknowns.

The third equation of (7) is the statement that the function

$$(13) \quad (f_0^2 - f_1^2 + R^{-2}) / (R^{-2})^{3/2}$$

is constant, and it is implemented in this way. Thus, we calculate this constant C at the node n_0 and then require

$$(14) \quad \left((f_0^2 - f_1^2 + R^{-2}) / (R^{-2})^{3/2} \right) [n_2] = C.$$

Therefore, the number of equations is six (two 1-form equations for the two light-like edges, one 2-form equation and (14)), but the number of unknowns is nine. We eliminate two unknowns by using the definition of the position of n_2 (see subsection 3.2). We get

$$(15) \quad (\theta^0 - \theta^1)[n_0, n_2] = 0, \quad (\theta^0 + \theta^1)[n_1, n_2] = 0,$$

expressing the fact that the edges are null.

What remains is the freedom of choosing a gauge. This corresponds to the choice of a cobasis at n_2 . The dyad at n_2 can be obtained from parallel transport of $\{\theta^0, \theta^1\}$ from the initial hypersurface to n_2 along an edge. Since parallel transport is defined by ω we choose it such that

$$(16) \quad \omega[n_0, n_2] = 0.$$

For the downwards directed faces the situation is easier. The 0-form equation (14) is automatically fulfilled at all nodes, and the 1-form equations are fulfilled at the light-like edges. What remains are two 1-form equations and one 2-form equation. The unknowns are the integrals of the 1-forms $\{\theta^0, \theta^1, \omega\}$ along the new edge.

Altogether we have six equations and six unknowns for the upwards directed faces, as well as three equations and three unknowns for the downwards directed ones. These are coupled non-linear algebraic equations. The analysis of these equations is somewhat complicated and their status is not yet clear. They might not

have a unique solution. However, at least one solution can be found by Newton's iteration method. We used the GNU Scientific Library, especially the implementation of a root finding algorithm called modified Powell method by the developers [16, 17]. Indeed, the algorithm sometimes finds a solution that is a bad approximation of the analytic solution. However, this can be resolved by choosing other starting values for the Newton iteration, and we did not investigate it further.

3.4. Scheme II. In the second scheme we use the system (8) together with

$$(17) \quad \alpha \tilde{\theta}^0 + \beta \tilde{\theta}^1 = 0, \quad \alpha \tilde{\theta}^1 + \beta \tilde{\theta}^0 = 0.$$

In this case, the variables are the discrete 1-forms $\alpha, \beta, \tilde{\theta}^0, \tilde{\theta}^1$ and ω .

The given initial data for an upwards directed face are

$$(18) \quad \{\alpha[n_0, n_1], \beta[n_0, n_1], \tilde{\theta}^0[n_0, n_1], \tilde{\theta}^1[n_0, n_1], \omega[n_0, n_1]\},$$

and the unknowns

$$(19) \quad \{\alpha[n_0, n_2], \alpha[n_1, n_2], \beta[n_0, n_2], \beta[n_1, n_2], \tilde{\theta}^0[n_0, n_2], \tilde{\theta}^0[n_2, n_2], \tilde{\theta}^1[n_0, n_2], \tilde{\theta}^1[n_1, n_2], \omega[n_0, n_2], \omega[n_1, n_2]\}.$$

The discretisation of the 2-form equations leads to seven relations. The number of unknowns is ten. With the same procedure as in scheme I, i.e. using the fact that the new edges are light-like and choosing a gauge with $\omega[n_0, n_2] = 0$, we reduce the number of unknowns to seven.

In this case the downwards directed faces are more difficult to treat. Since all equations came from the discretisation of 2-forms, we still have seven equations for these faces, but the number of unknowns is only five (five 1-forms for the description and one unknown edge). To get around this difficulty the following idea is used. In general there is no exact solution of the discrete equations, since there are more equations than unknowns. However, possibly one can choose the dyad such that finding an exact solution is possible. To find this optimal gauge one searches for the exact solution and the dyad simultaneously. Hence we are using the gauge freedom to change the number of unknowns.

In detail this procedure works as follows. It is allowed to use another gauge in the downwards directed faces than in the adjacent upwards directed ones. In general this regauging leads to new differential forms $\tilde{\theta}^0, \tilde{\theta}^1$ and $\tilde{\omega}$. However, the difference of $\tilde{\theta}^i$ and $\tilde{\theta}^i$ depends (at least for the term linear in the gauge parameter) on the sum of the gauge parameters at the nodes, $\psi_1 + \psi_2$, (cf. (6), with $\Lambda^0_1 = \sinh \psi = \Lambda^1_0$ and $\Lambda^0_0 = \cosh \psi = \Lambda^1_1$) while the difference of $\tilde{\omega}$ and ω depends on $\psi_1 - \psi_2$ (since for the connection of the orbit space $\tilde{\omega} = \omega - \mathbf{d}\psi$). Hence we can choose the gauge parameters such that the values of $\tilde{\theta}^i$ and $\tilde{\theta}^i$ at the light-like edges are the same, while the values of $\tilde{\omega}$ and ω differ.

With the two differences of the gauge parameters along the two light-like edges of the upwards directed face we obtain two new unknowns. Effectively, this is the same as forgetting about the value of ω at these edges. Hence the two additional unknowns are the values of $\tilde{\omega}$ at the light-like edges.

This is a rather ill-founded way to get new unknowns. In principle there is no reason for an optimal gauge to exist in general. This is more an ad hoc assumption. Moreover, even if such a gauge exists, it is by no means clear that the corresponding equations are numerically well behaved (e.g. if it is obtained by a Lorentz boost

with a very big rapidity or if the difference of the gauge parameters, $\psi_1 - \psi_2$, is large). However, possibly there are some hidden properties of the equations that make them numerically well behaved.

For the numerics again the GNU Scientific library [17], especially the modified Powell method [16] was used.

3.5. Scheme III. The third scheme is a modification of scheme II. In section 2 we discussed that (17) can be interpreted as $\alpha = \star\beta$. When evaluated on the light-like edges of upwards directed faces, this formula implies

$$(20) \quad (\alpha - \beta)[n_0, n_2] = 0 = (\alpha + \beta)[n_1, n_2].$$

These are equations on the two light-like edges. So, instead of two 2-form equations we have two 1-form equations.

This reinterpretation of (17) does not change the number of equations for upwards directed faces, but it does change it for downwards directed ones. The new 1-form equations are of course already satisfied at the light-like edges, so we loose two equations and we need no regauging, since the number of equations and unknowns are already equal.

In order to test the influence of the gauge choice at the upwards directed faces we make another change. We will not use $\omega[n_0, n_2] = 0$, but

$$(21) \quad \omega[n_0 n_2] + \omega[n_1 n_2] = 0$$

instead.

The equation $\alpha = \star\beta$ can also be considered on non light-like edges. Let $e = [x, y]$ and $\bar{e} = [x, z]$, with nodes x, y and z , then

$$(22) \quad \begin{pmatrix} \star\alpha[e] \\ \star\alpha[\bar{e}] \end{pmatrix} = \frac{1}{e^0 \bar{e}^1 - e^1 \bar{e}^0} \begin{pmatrix} e^1 \bar{e}^1 - e^0 \bar{e}^0 & e^0 e^0 - e^1 e^1 \\ \bar{e}^1 \bar{e}^1 - \bar{e}^0 \bar{e}^0 & e^0 \bar{e}^0 - e^1 \bar{e}^1 \end{pmatrix} \begin{pmatrix} \alpha[e] \\ \alpha[\bar{e}] \end{pmatrix},$$

with $e^i = \theta^i[e]$, $\bar{e}^i = \theta^i[\bar{e}]$ is a possible definition of a discrete Hodge operator. When e or \bar{e} is light-like this is the discrete Hodge operator (20).

The starting point for finding this Hodge operator is the equation $\beta \wedge \star\alpha = g^{-1}(\beta, \alpha)\theta^0\theta^1$. Identifying the edges e and \bar{e} with tangent vectors of the orbit space at the point x , this almost immediately leads to (22).

However, this is rather a node based discretisation, since we identified the edges with vectors at x . But the edge e , for instance, can also be identified with a vector at y . This leads us up to questions of how to formulate a discrete geometry in a consistent way. This will be the topic of future investigations.

4. TEST SCENARIOS

Having clarified how we apply discrete differential forms in General Relativity, we now describe how we tested the obtained code. Since the spherically symmetric vacuum solutions of the Einstein field equations are all contained within the Kruskal solution for some value of the mass parameter M we know the exact solutions for our problem. To start the time evolution we need initial data which we obtain from one of the analytic solutions. These data must be given as edge- and node values.

4.1. The continuous forms. The best way to do this is to find a description of the geometry, that uses (continuous) differential forms, i.e. maps from the set of *all* submanifolds to the real numbers. However, such an (abstract) map can hardly be useful for concrete calculations, because without coordinates it is even difficult to describe the position of a point. Therefore we take coordinate representations of the Minkowski and Schwarzschild geometries. For the Schwarzschild geometry it is convenient to use Kruskal coordinates, because then the light-like curves (which are special for the described method) take a very simple form and hence it is easier to compare the results.

To obtain the differential forms, we make a gauge choice, i.e. we choose θ^0 and θ^1 , such that they generate the corresponding metric. In Minkowski space the natural choice is

$$(23) \quad \begin{aligned} \theta^0 &= dt, \theta^1 = dr, \alpha = \frac{dr}{r}, \beta = \frac{dt}{r}, \\ \omega &= 0, R^2 = r^2, f_0 = 0, f_1 = \frac{1}{r}, \end{aligned}$$

where r and t are the standard space and time coordinate, respectively.

In Kruskal coordinates we use, with the standard space and time coordinates X and T , as well as the mass parameter M ,

$$(24) \quad \begin{aligned} \theta^0 &= \sqrt{f(R)}dT, & \theta^1 &= \sqrt{f(R)}dX, \\ f_0 &= -\frac{Th(R)}{\sqrt{f(R)}}, & f_1 &= \frac{Xh(R)}{\sqrt{f(R)}}, \\ \alpha &= h(R)(XdX - TdT), & \beta &= h(R)(XdT - TdX), \\ \omega &= g(R)(TdX - XdT), & R^2 &= 4M^2(1 + W((X^2 - T^2)/e))^2, \end{aligned}$$

where W is the Lambert W-function [18] and the functions f , g and h are defined through

$$\begin{aligned} f(R) &= \frac{32M^3}{R}e^{-\frac{R}{2M}}, \\ h(R) &= \frac{8M^2}{R^2}e^{-\frac{R}{2M}}, \\ g(R) &= \frac{4M^2}{R}\left(\frac{1}{R} + \frac{1}{2M}\right)e^{-\frac{R}{2M}}. \end{aligned}$$

4.2. Getting initial values. Next an initial hypersurface has to be chosen. For the test we used curves, whose space-time coordinates (y^0, y^1) depend linearly on the curve parameter. These curves will be called “straight”:

$$(25) \quad \begin{pmatrix} y^0 \\ y^1 \end{pmatrix} = \begin{pmatrix} y_0^0 \\ y_0^1 \end{pmatrix} + \lambda \begin{pmatrix} y_1^0 \\ y_1^1 \end{pmatrix},$$

for some $\lambda \in [0, 1]$ and fixed $y_0^0, y_0^1, y_1^0, y_1^1$.

We get the initial edges and nodes by subdividing this curve into pieces of equal ‘coordinate length’. That is we start at a hypersurface of the form (25) with boundary at $\lambda = 0$ and $\lambda = 1$ and subdivide it into n pieces. The pieces are again straight, and λ takes values in the intervals $[(i-1)/n, i/n]$, $i = 1, \dots, n$. On the edges we can integrate the continuous 1-forms known from the analytic solution, and the results are the initial values for the corresponding discrete 1-forms.

To get initial values for the 0-forms, we evaluate the corresponding continuous functions at the boundary points $\lambda = i/n$, $i = 0, \dots, n$ of the sub-intervals. These values are of course invariant under coordinate transformations so that we do not start with coordinate dependent values in the beginning.

4.3. Examination of the results. In order to compare the numerical results with the analytical solution we need to determine the location in space-time of the nodes and edges used in the algorithm. This can be a difficult task because in principle one needs to solve the geodesic equations to obtain the light rays used to define the nodes in the next time-slice. However, here this is very much simplified since in Kruskal coordinates as well as in Minkowski coordinates the radial light rays move on straight lines.

When comparing the results we need to worry about the gauge. I.e. when we use different gauges for the discrete approximation and for the analytic solution, we cannot expect to get the same results. However, if the method is feasible, we can expect that gauge invariant discrete variables are good approximations of the continuous ones. Gauge independent values are for instance the lengths $l = \sqrt{(\theta^0)^2 - (\theta^1)^2}$ of the non light-like edges in the downwards directed faces, the values of the 1-form α on these edges and the values of the function R^{-2} at the nodes.

5. RESULTS

For the number of initial edges we have always chosen a power of two ($n = 2^i$, $i = 1, 2, 3, \dots$), and calculated half of the maximal number of time-steps: for n initial edges, we calculate $n/2$ time-steps. The last time-step then contains $n/2$ downwards directed simplices. Each of these simplices contains one non light-like edge and each of these edges contains two nodes. Altogether these are $n/2$ edges and $(n/2 + 1)$ nodes, since nodes of adjacent edges coincide.

In the left diagrams of Figs. 2, 3 and 4 we show the maxima over the $n/2$ edges of the relative errors in the values of the 1-form α for schemes II and III as well as the maxima over the $(n/2 + 1)$ nodes of the relative errors in the values of R^{-2} for scheme I. In the right diagrams of Figs. 2, 3 and 4 the maxima over the $n/2$ edges of the relative error of the invariant lengths l is plotted.

5.1. Minkowski space-time. For the initial hypersurface we have chosen the set $\{(t, r) = (0, 1 + \lambda) : \lambda \in [0, 1]\}$, with the standard time and space coordinates t and r , respectively. We compare the results with the analytic solution at the hypersurface $\{(t, r) = (0.25, 1.25 + \lambda/2) : \lambda \in [0, 1]\}$.

We see from figure 2, that the relative error converges for all three schemes quadratically to zero when the typical size of simplices in the mesh is decreased. The error of the lengths is about 100 times bigger for scheme I, but it remains small even for the coarsest mesh.

5.2. Kruskal geometry. In Kruskal geometry we test the code for one space-like and one time-like initial hypersurface. Since in Kruskal coordinates the horizon is a regular null-hypersurface we can test how the code behaves near the event horizon. So, we take the space-like curve to cross the horizon.

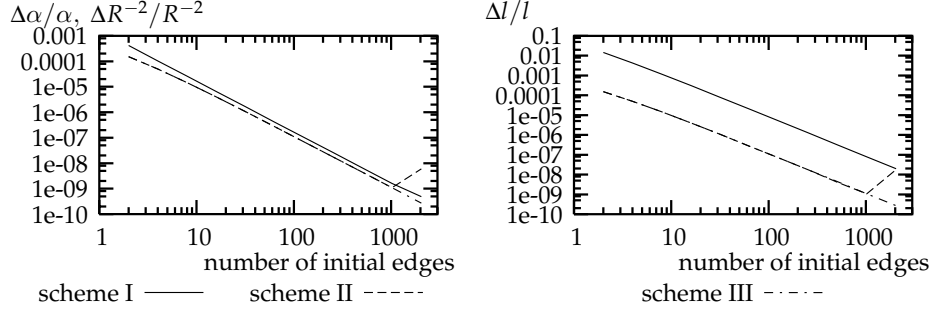


FIGURE 2. Maximal relative errors in Minkowski space-time. Left: values of R^{-2} at the nodes (scheme I) and values of α at the space-like edges (schemes II,III). Right: invariant lengths of space-like edges.

5.2.1. *Space-like initial data.* In (T, X) -coordinates we choose the initial hypersurface $\{T = \lambda/2, X = -1 + 2\lambda, \lambda \in [0, 1]\}$, and compare the results at the hypersurface $\{T = 5/8 + \lambda/4, X = -3/8 + \lambda, \lambda \in [0, 1]\}$.

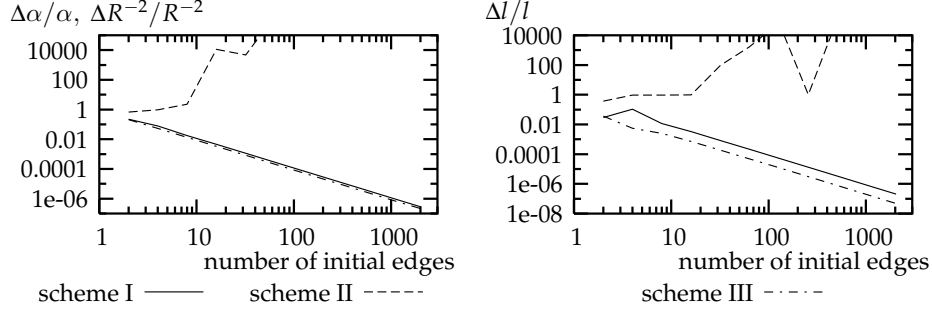


FIGURE 3. Maximal relative errors in Kruskal space-time (space-like initial data). Left: values of R^{-2} at the nodes (scheme I) and values of α at the space-like edges (schemes II,III). Right: invariant lengths of space-like edges.

Fig. 3 shows that the schemes I and III provide small errors and the relative error converges quadratically to zero when the size of the simplices is decreased. The errors in scheme II on the other hand are very big, and even become bigger when the mesh is refined.

The difference between the schemes II and III was the direct implementation of the Hodge operator in scheme III while scheme II made use of the equations (17), which have been added to the system in order to encode the duality between the forms α and β . It turns out, that far from the horizon in the exterior the values of α on the space-like edges are much smaller than the values of β , while far from the horizon in the interior it is the other way round. Near the horizon the two 1-forms interchange their role in this sense, and are hence of comparable size.

For the dyad, on the other hand the values of θ^0 on the space-like edges are always much smaller than the values of θ^1 . Therefore near the horizons the result

of (17) largely differs from $\alpha = \pm\beta$. That means in this region (17) is numerically not well behaved.

5.2.2. Time-like initial data. In (T, X) -coordinates we choose the initial hypersurface $\{T = \lambda, X = 3, \lambda \in [0, 1]\}$. The comparison of the results is done at the hypersurface $\{T = 0.25 + \lambda/2, X = 3.25, \lambda \in [0, 1]\}$.

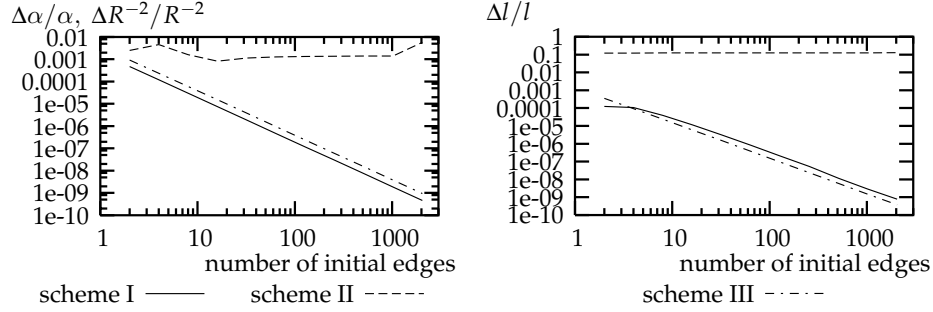


FIGURE 4. Maximal relative errors in Kruskal space-time (time-like initial data). Left: values of R^{-2} at the nodes (scheme I) and values of α at the space-like edges (schemes II,III). Right: invariant lengths of space-like edges.

Again, as can be seen in Fig. 4, schemes I and III provide very small errors that converge quadratically to zero when the simplex size is reduced. With 1% for α and 10% for the lengths the errors of scheme II are in this case also quite small. However, the relative errors do not become smaller for finer meshes.

However, comparing the results of the simulations for coarse meshes in scheme II with the result of the simulation with the finest mesh (2048 initial edges in this case), one can see that the former converge linearly to the latter. This could be a problem when trying to analyse the quality of the solution for geometries where the right solution is unknown, since in these cases a convergence analysis is normally done by comparing solutions on coarse grids with solutions on a fine grid.

6. DISCUSSION

The problems of scheme II obviously arise from the discretisation of the algebraic equations (17). Clearly the introduction of the Hodge operator leads to a convergent scheme. This Hodge operator, however, was inspired by the dual mesh of electrodynamics. In a $1+1$ -dimensional Lorentz geometry it is convenient to define the dual of a light-like edge to be the edge itself.

However, we wanted to avoid the construction of a dual mesh. The first reason for this decision is that without a dual mesh the discrete system decouples into small systems for every face. The second reason is that the dual of an initial edge doesn't lie in the initial hypersurface and hence we do not know how to specify initial values for it. The third reason is that the dual cells are in general not simplices anymore, and hence the exterior product is not defined.

Another attempt to get numerically well behaved schemes is to regauge the initial values before performing the time evolution. The idea behind that is that the initial values could have a big influence on the numerical behaviour of the

scheme. And even if they are good for the first time step, the time evolution can lead to suboptimal initial values for the n 'th time step. However, there are only a few results in this area yet. Some attempts succeeded, but some led to similar results as in scheme II. These problems probably arise because the notion of a gauge transformation for the discrete equations has not been clarified completely so far. One could expect that investigations in this area also reveal hints, how the gauge can be changed when going from a face to one of its adjacent triangles. However, this is planned to be topic in a subsequent publication.

Also scheme I shows some problems. In some regions of Kruskal space-time the errors of this scheme become quite large. One of these regions is $R \approx 3M$. The reason for this is, that there two solutions of the discrete equations are close to each other. The root finding algorithm then sometimes chooses the wrong one. However, this should be solvable with an optimised choice of starting values for the Newton iteration, but we did not find a practical way to obtain such starting values.

7. CONCLUSION

In this article we presented first results of the application of discrete differential forms in General Relativity. It was shown, that the method is quite promising. Several schemes were found whose results are close to the analytic solution and the errors of which converge quadratically to zero.

We discussed that one has to be careful with the definition of discrete Hodge operators and that the notion of discrete gauge transformations is not completely understood. Making a wrong decision in these fields can lead to results with big errors.

Now one has to get a better understanding of gauge transformations for the discrete equations, a more general definition of the Hodge operator is necessary to be able to include matter fields and the method must be applied in space-times with smaller symmetry groups, in order to get physically more relevant solutions.

ACKNOWLEDGMENTS

We want to thank A. Bossavit for very helpful discussions and suggestions about the structure of discrete manifolds. This work is supported by the Deutsche Forschungsgemeinschaft within the SFB 382 on "Methods and algorithms for the simulation of physical processes on high performance computers".

APPENDIX A. DERIVATION OF THE REDUCED SYSTEM

A.1. Spherical symmetry. In this appendix we will derive the reduced exterior system (7). So we assume the existence of an isometric action of the rotation group $G = SO(3)$ on the space-time manifold i.e., for each element $a \in G$ there is an isometry ϕ_a of (\mathcal{M}, g) . We assume that the orbits of this action are 2-dimensional submanifolds except for the fixed points, which form a 1-dimensional submanifold, called the origin. Clearly, the 2-dimensional orbits are round spheres, they carry an induced metric which is a constant multiple of the unit-sphere metric.

Given a point $p \in \mathcal{M}$ and the orbit S_p through the point we can split the tangent space of p into the 2-dimensional tangent space \mathbb{H}_p of S_p at p , which we call the *horizontal* space and its orthogonal complement \mathbb{V}_p , the *vertical* space. The isometric action maps vertical spaces into vertical ones and horizontal spaces into horizontal ones. Fix a point p then the isotropy group of p is isomorphic to

$SO(2)$ and the symmetry action defines a representation of $SO(2)$ on \mathbb{H}_p . This is isomorphic to the defining representation. On the other hand, the isotropy group of p acts trivially on \mathbb{V}_p . This follows from the fact that such an action defines a homomorphism from $SO(2)$ to $SO(1,1)$. Due to the different topologies of these groups this must be trivial.

We will be concerned with invariant objects, i.e., objects which are mapped onto themselves by this symmetry action. Consider an invariant function f . It satisfies $\phi_a^* f = f \circ \phi_a = f$ for every rotation $a \in G$. This implies that f must be constant on each orbit because for any two points on a given orbit there is a rotation which maps one to the other.

An invariant vectorfield \mathbf{V} coincides with each push-forward, i.e., $\phi_{a*} \mathbf{V} = \mathbf{V}$. Suppose \mathbf{V} is horizontal then it follows from the free action of the isotropy groups on the horizontal spaces that \mathbf{V} must indeed vanish because at each point p it must coincide with all its images under elements of the isotropy group. Thus, an invariant vectorfield cannot have horizontal components so it is always vertical. It follows from this that the covariant derivative of an invariant vectorfield along an invariant vectorfield is again invariant, hence vertical. Also the commutator of two invariant vectorfields is vertical. This implies that the subbundle of the tangent bundle consisting of vertical vectors forms an integrable distribution: any vertical vectorfield \mathbf{U} can be written as a linear combination of invariant vectorfields \mathbf{X}_1 and \mathbf{X}_2

$$\mathbf{U} = U^1 \mathbf{X}_1 + U^2 \mathbf{X}_2$$

so that the commutator of two such vectorfields is

$$[\mathbf{U}, \mathbf{V}] = \mathbf{U}(V^i) \mathbf{X}_i - \mathbf{V}(U^i) \mathbf{X}_i + U^i V^k [\mathbf{X}_i, \mathbf{X}_k],$$

hence it is vertical. The maximal integral manifolds will be called vertical surfaces. This discussion shows that the space-time has the topology $\mathcal{M} = \mathcal{M}_1 \times S^2$ where \mathcal{M}_1 is a two-dimensional manifold. We define the two canonical projections

$$\pi : \mathcal{M} \rightarrow \mathcal{M}_1, \quad \rho : \mathcal{M} \rightarrow S^2$$

mapping on the first, resp. second factor.

We can set up adapted local coordinates as follows. Fix a point p and assign to it the coordinates (x^0, x^1, x^2, x^3) where (x^0, x^1) are local coordinates near $\pi(p) \in \mathcal{M}_1$ and (x^2, x^3) are local coordinates near $\rho(p) \in S^2$. In these coordinates the projections are $\pi(x^0, x^1, x^2, x^3) = (x^0, x^1)$ and $\rho(x^0, x^1, x^2, x^3) = (x^2, x^3)$.

We recall the following facts. The projections π and ρ induce isomorphisms between \mathbb{V}_p and $T_{\pi(p)} \mathcal{M}_1$ resp. \mathbb{H}_p and $T_{\rho(p)} S^2$. The group action happens only on the second factor, i.e., $\pi \circ \phi_a = \pi$. This implies that p -forms on \mathcal{M} which are pull-backs from \mathcal{M}_1 are invariant and annihilate horizontal vectors. Conversely, a p -form on \mathcal{M} which is invariant and annihilates horizontal vectors is the pull-back of a form on \mathcal{M}_1 . This is true for any multilinear map. Furthermore, invariant vectorfields (which are necessarily vertical) project down to a well-defined vectorfield on \mathcal{M}_1 and each vectorfield on \mathcal{M}_1 corresponds to an invariant vectorfield on \mathcal{M} .

The metric on \mathcal{M} can be written in the form

$$g = g_1 + g_2$$

where g_1 (g_2) is non-zero only for vertical (horizontal) vectors. This shows that the topological decomposition is also an orthogonal decomposition. Furthermore, for

any infinitesimal isometry ξ we have

$$0 = \mathcal{L}_\xi g = \mathcal{L}_\xi g_1 + \mathcal{L}_\xi g_2$$

and the orthogonality properties imply that the two terms on the right have to vanish separately,

$$\mathcal{L}_\xi g_1 = 0 = \mathcal{L}_\xi g_2.$$

Now, the facts that $\mathcal{L}_\xi g_1 = 0$ and that $g_1(X, \cdot)$ vanishes for any horizontal vector X imply that g_1 is the pull-back of a metric h on \mathcal{M}_1 .

The metric g_2 is conformal to the metric δ on the unit sphere S^2 where the conformal factor may depend on the coordinates (x^0, x^1) . Thus, we can write the space-time metric in the form of a warped product

$$g = \pi^* h + R^2 \rho^* \delta \quad \text{where } R^2 : \mathcal{M}_1 \rightarrow \mathbb{R}$$

We can now set up an adapted tetrad $(\theta^i)_{i=0:3}$. To this end we choose a frame $(\vartheta^0, \vartheta^1)$ on (\mathcal{M}_1, h) and a frame $(\vartheta^2, \vartheta^3)$ on (S^2, δ) and set

$$(\theta^0, \theta^1, \theta^2, \theta^3) = (\pi^* \vartheta^0, \pi^* \vartheta^1, R \rho^* \vartheta^2, R \rho^* \vartheta^3).$$

Using this tetrad in the first structure equation one finds after some calculation that the connection forms are

$$(26) \quad \begin{aligned} \omega^0_1 &= \pi^* \omega, & \omega^2_0 &= f_0 \theta^2, & \omega^3_0 &= f_0 \theta^3, \\ \omega^2_3 &= \rho^* \varpi, & \omega^2_1 &= f_1 \theta^2, & \omega^3_1 &= f_1 \theta^3. \end{aligned}$$

Here, ω resp. ϖ are the connection forms of the metrics on \mathcal{M}_1 resp. S^2 and

$$\alpha \equiv f_0 \theta^0 + f_1 \theta^1 = dR/R$$

is an invariant 1-form on \mathcal{M}_1 .

APPENDIX B. REDUCTION TO 1+1 DIMENSIONS

Our goal is to express the field equations (5) as equations on \mathcal{M}_1 . The easiest way to achieve this goal is to compute the Nester-Witten and Sparling forms from the connection forms (26). This yields the following result

$$(27) \quad \begin{aligned} L_0 &= 2f_1 \theta^2 \theta^3 - \omega^2_3 \theta^1, & L_2 &= -f_1 \theta^0 \theta^3 - f_0 \theta^1 \theta^3 - \omega^0_1 \theta^3, \\ L_1 &= 2f_0 \theta^2 \theta^3 + \omega^2_3 \theta^0, & L_3 &= f_1 \theta^0 \theta^2 + f_0 \theta^1 \theta^2 + \omega^0_1 \theta^2 \end{aligned}$$

for the Nester-Witten form, while the Sparling 3-form is given by

$$(28) \quad \begin{aligned} S_0 &= 2f_0 f_1 \theta^0 \theta^2 \theta^3 + (f_0^2 + f_1^2) \theta^1 \theta^2 \theta^3 + 2f_0 \omega^0_1 \theta^2 \theta^3 - \omega^2_3 \omega^0_1 \theta^0, \\ S_1 &= 2f_0 f_1 \theta^1 \theta^2 \theta^3 + (f_0^2 + f_1^2) \theta^0 \theta^2 \theta^3 + 2f_1 \omega^0_1 \theta^2 \theta^3 + \omega^2_3 \omega^0_1 \theta^1, \\ S_2 &= f_0 \omega^0_1 \theta^0 \theta^3 - f_0 \omega^2_3 \theta^1 \theta^2 + f_1 \omega^0_1 \theta^1 \theta^3 - f_1 \omega^2_3 \theta^0 \theta^2 + \omega^0_1 \omega^2_3 \theta^2, \\ S_3 &= -f_0 \omega^0_1 \theta^0 \theta^2 - f_0 \omega^2_3 \theta^1 \theta^3 - f_1 \omega^0_1 \theta^1 \theta^2 - f_1 \omega^2_3 \theta^0 \theta^3 + \omega^0_1 \omega^2_3 \theta^3. \end{aligned}$$

Let us now compute the exterior derivative of L_0 . We obtain

$$dL_0 = 2df_1 \theta^2 \theta^3 + 2f_1 d(\theta^2 \theta^3) - d\omega^2_3 \theta^1 + \omega^2_3 d\theta^1.$$

Since $\theta^2 \theta^3 = R^2 \rho^*(\vartheta^2 \vartheta^3)$ we find

$$d(\theta^2 \theta^3) = \frac{dR^2}{R^2} \theta^2 \theta^3$$

and for $\mathbf{d}\omega^2_3$ we obtain

$$\mathbf{d}\omega^2_3 = \rho^* \mathbf{d}\varpi = \rho^* \Omega$$

where Ω is the curvature 2-form of the unit sphere which is given by $\Omega = \vartheta^2 \vartheta^3$. Hence,

$$\mathbf{d}\omega^2_3 = \rho^*(\vartheta^2 \vartheta^3) = \frac{1}{R^2} \theta^2 \theta^3.$$

Furthermore, making use of the structure of the connection forms we have

$$\mathbf{d}\theta^1 = -\omega^1_0 \theta^0 - \omega^1_2 \theta^2 - \omega^1_3 \theta^3 = -\omega^1_0 \theta^0.$$

This shows that with θ^1 also $\mathbf{d}\theta^1$ is invariant (this also follows from the fact that $\theta^1 = \pi^* \vartheta^1$ so that $\mathbf{d}\theta^1 = \pi^* \mathbf{d}\vartheta^1$). Taken together, we have

$$\begin{aligned} \mathbf{d}L_0 &= \left(2\mathbf{d}f_1 + 2f_1 \frac{\mathbf{d}R^2}{R^2} - \frac{1}{R^2} \theta^1 \right) \theta^2 \theta^3 + \omega^2_3 \mathbf{d}\theta^1 \\ &= (2f_0 f_1 \theta^0 + (f_0^2 + f_1^2) \theta^1 + 2f_0 \omega^0_1) \theta^2 \theta^3 - \omega^2_3 \omega^0_1 \theta^0 \\ &= S_0. \end{aligned}$$

We write this equation in the form

$$\left(2\mathbf{d}f_1 + 2f_1 \frac{\mathbf{d}R^2}{R^2} - \frac{1}{R^2} \theta^1 - 2f_0 f_1 \theta^0 - (f_0^2 + f_1^2) \theta^1 - 2f_0 \omega^0_1 \right) \theta^2 \theta^3 = 0$$

and contract with two horizontal vectors. Then we find the equation

$$2\mathbf{d}f_1 + 2f_1 \frac{\mathbf{d}R^2}{R^2} - \frac{1}{R^2} \theta^1 - 2f_0 f_1 \theta^0 - (f_0^2 + f_1^2) \theta^1 - 2f_0 \omega^0_1 = 0,$$

and conversely, if this equation holds then the field equation $\mathbf{d}L_0 = S_0$ is satisfied. In a similar way we can treat the second equation. The remaining two equations are different. Let us consider the third equation. We first define the invariant 1-form

$$\beta = f_0 \theta^1 + f_1 \theta^0$$

and then we have

$$\mathbf{d}L_2 = -\mathbf{d}(\beta + \omega^0_1) \theta^3 + (\beta + \omega^0_1) \mathbf{d}\theta^3 = -\alpha \omega^0_1 \theta^3 - (\beta + \omega^0_1) \omega^3_2 \theta^2 = S_2.$$

Using the fact that

$$\mathbf{d}\theta^3 = -\omega^3_0 \theta^0 - \omega^3_1 \theta^1 - \omega^3_2 \theta^2 = -\omega^3_2 \theta^2 + \alpha \theta^3$$

we can write this equation as

$$(\mathbf{d}\beta + \mathbf{d}\omega^0_1 + \alpha \beta) \theta^3 = 0.$$

Contraction with one horizontal vector shows that this equation implies

$$\mathbf{d}\beta + \mathbf{d}\omega^0_1 + \alpha \beta = 0$$

and, conversely, if this equation holds then also $\mathbf{d}L_2 = S_2$ holds. The fourth equation $\mathbf{d}L_3 = S_3$ does not contribute anything new.

Now we can collect the equations. The contents of the first structure equation is the specific form of the connection forms, the first structure equation on S^2 and the first structure equation on \mathcal{M}_1 . Since all the relevant quantities are invariant they are pull-backs from \mathcal{M}_1 . So the equations really live on \mathcal{M}_1 . However, in order not to complicate the notation we will continue to write them as equations

on \mathcal{M} , keeping in mind that everything has to be regarded as a pull-back from the 2-dimensional manifold \mathcal{M}_1 . Then we have

$$(29) \quad \begin{aligned} d\theta^0 + \omega^0_1 \theta^1 &= 0 \\ d\theta^1 + \omega^1_0 \theta^0 &= 0. \end{aligned}$$

Furthermore, we have the relationship between the 1-form α and the differential of R^2

$$(30) \quad dR^2 = 2\alpha R^2.$$

Then the field equations written in terms of f_0 , f_1 and $\beta = f_0\theta^1 + f_1\theta^0$ are

$$(31) \quad df_0 - \omega f_1 + f_0\alpha + \frac{1}{2} \left(f_0^2 - f_1^2 + \frac{1}{R^2} \right) \theta^0 = 0,$$

$$(32) \quad df_1 - \omega f_0 + f_1\alpha - \frac{1}{2} \left(f_0^2 - f_1^2 + \frac{1}{R^2} \right) \theta^1 = 0,$$

$$(33) \quad d\beta + d\omega + \alpha\beta = 0.$$

Note, that contracting the first of these equations with θ^0 and the second with θ^1 yields the integrability condition $d\alpha = 0$. On the other hand, using these two equations to compute the differential of β we find

$$(34) \quad d\beta = -2\alpha\beta - \frac{1}{R^2} \theta^0 \theta^1$$

and, therefore,

$$(35) \quad d\omega = \alpha\beta + \frac{1}{R^2} \theta^0 \theta^1.$$

Note, that α and β are not independent. They contain the same information. In fact, we have $\beta = \star\alpha$. This relationship can be expressed in the present case also as two 2-form equations

$$(36) \quad \alpha\theta^1 + \beta\theta^0 = 0, \quad \alpha\theta^0 + \beta\theta^1 = 0.$$

This concludes the derivation of the reduced equations.

REFERENCES

- [1] Regge T, 1961 General Relativity without coordinates. *Nuovo Cimento* **19** 558–571.
- [2] Gentle A P, 2002 Regge calculus: a unique tool for numerical relativity. *Gen. Rel. Grav.* **34** 1701–1718.
- [3] Bossavit A, 1998–2000 Discretization of electromagnetic problems. *Tech. rep.*, Interdisciplinary Centre For Mathematical And Computational Modelling, Warsaw. [Http://www.icm.edu.pl/edukacja/mat/DEP.php](http://www.icm.edu.pl/edukacja/mat/DEP.php).
- [4] Bossavit A, 1988 Mixed finite elements and the complex of Whitney forms. In *The Mathematics of Finite Elements and Applications VI*, ed. J Whiteman (London: Academic Press). pp. 137–144.
- [5] Nédélec J C, 1980 Mixed finite elements in \mathbb{R}^3 . *Numer. Math.* **35** 315–341.
- [6] Raviart P A and Thomas J M, 1977 A mixed finite element method for 2nd order elliptic problems. In *Mathematical aspects of the finite element method*, eds. I Galligani and E Magenes (Berlin and New York: Springer-Verlag), vol. 606 of *Lecture Notes in Mathematics*.
- [7] Hiptmair R, 2002 Finite elements in computational electromagnetism. *Acta Numerica* **11** 237–339.
- [8] Bossavit A, 1998 *Computational Electromagnetism* (Boston: Academic Press).
- [9] Cartan É, 2001 *Riemannian Geometry In An Orthogonal Frame* (Singapore: World Scientific). Lectures delivered by E. Cartan at the Sorbonne 1926–27.

- [10] Sparling G, 2001 Twistors, spinors and the Einstein equations. In *Further advances in twistor theory III: Curved twistor spaces*, eds. L J Mason, L P Hughston, P Z Kobak and K Pulverer (Boca Raton: Chapman and Hall). pp. 179–187.
- [11] Frauendiener J, 2006 Discrete differential forms in General Relativity. *Class. Quant. Grav.* **23** S369–S385.
- [12] Frankel T, 1997 *The geometry of Physics – An introduction* (Cambridge: Cambridge University press).
- [13] Whitney H, 1957 *Geometric Integration Theory* (Princeton: Princeton University Press).
- [14] Gradinaru V and Hiptmair R, 1999 Whitney elements on pyramids. *ETNA* **8** 154–168.
- [15] Munkres J R, 1993 Simplicial complexes and simplicial maps. In *Elements of Algebraic Topology* (Perseus Press), chap. 1.2. pp. 7–14.
- [16] Powell M J D, 1970 A hybrid method for nonlinear equations. In *Numerical Methods for Nonlinear Algebraic Equations*, ed. P Rabinowitz (Gordon and Breach).
- [17] Galassi M et al., 2005 *GNU Scientific Library Reference Manual*. http://www.gnu.org/software/gsl/manual/gsl-ref_toc.html.
- [18] Corless R M et al., 1996 On the Lambert W-function. *Adv. Comput. Math.* **5** 329–359.
E-mail address: `richter@tat.physik.uni-tuebingen.de`

INSTITUT FÜR ASTRONOMIE UND ASTROPHYSIK, UNIVERSITÄT TÜBINGEN, AUF DER MORGENSTELLE 10, 72076 TÜBINGEN, GERMANY

E-mail address: `joerg.frauendiener@uni-tuebingen.de`

INSTITUT FÜR ASTRONOMIE UND ASTROPHYSIK, UNIVERSITÄT TÜBINGEN, AUF DER MORGENSTELLE 10, 72076 TÜBINGEN, GERMANY

Current address: Institut für Atomare Physik und Fachdidaktik, Technische Universität Berlin, Hardenbergstraße 36, 10623 Berlin, Germany

E-mail address: `marlene.vogel@student.uni-tuebingen.de`

INSTITUT FÜR ASTRONOMIE UND ASTROPHYSIK, UNIVERSITÄT TÜBINGEN, AUF DER MORGENSTELLE 10, 72076 TÜBINGEN, GERMANY