

Inhomogeneous spacetimes as a dark energy model

David Garfinkle

Dept. of Physics, Oakland University, Rochester, MI 48309, USA

E-mail: garfinkl@oakland.edu

Abstract. Lemaitre-Tolman-Bondi inhomogeneous spacetimes are used as a cosmological model for type Ia supernova data. It is found that with certain parameter choices the model fits the data as well as the standard Λ CDM cosmology does.

1. Introduction

Observations of type Ia supernovae[1, 2] have led to the conclusion that the expansion of the universe is accelerating. Since any matter with non-negative pressure causes a deceleration, this leads to the conclusion that the universe contains a substantial amount of an exotic type of matter referred to as “dark energy.” A cosmological constant can account for the requisite dark energy, and indeed a model with a cosmological constant as well as ordinary baryonic matter and cold dark matter, the Λ CDM model, has become the standard cosmology. Though it agrees quite well with the data, the Λ CDM model has certain disturbing features: From the point of view of Planck units, the cosmological constant seems unnaturally small by about 120 orders of magnitude. In addition, the Λ CDM model requires that we live in the very special cosmological era when matter and dark energy have comparable densities. These disturbing features motivate the search for alternatives to the standard Λ CDM model. One such alternative is the theory of Kolb *et al*[3, 4, 5] that the universe contains only ordinary matter and that the apparent acceleration is an effect of the universe’s inhomogeneities. However, the work of [3, 4, 5] has been criticized on many grounds.[6, 7, 8] In particular, their treatment uses perturbation theory beyond its regime of validity since the effects that they try to account for are large. Since a full non-perturbative treatment of an inhomogeneous, anisotropic universe is quite difficult, some authors[9, 10, 11, 12, 13, 14] have treated a toy problem: an inhomogeneous but spherically symmetric universe of pressureless matter. These models, the Lemaître-Tolman-Bondi (LTB) spacetimes,[15, 16, 17] are well studied, so all that is needed is to apply them to the question of the apparent acceleration of the universe. This has been done by several authors;[9, 10, 11, 12, 13, 14] however, for the most part the authors of these references have used purely formal notions of the acceleration of the universe. In contrast, Vanderveld *et al*[18] and Alnes *et al*[19] have emphasized that it is more appropriate to see whether the model fits the relation between redshift and luminosity from which the cosmological acceleration was deduced.

In this paper, we will treat a class of LTB spacetimes and calculate their compatibility with the observational data of[1]. Section 2 contains a presentation of the notation and methods to be used. Results are presented in section 3 and their implications discussed in section 4.

2. Luminosity distance in LTB models

The LTB metric takes the form[20]

$$ds^2 = -dt^2 + \frac{r'^2}{1+f} d\tilde{r}^2 + r^2(d\theta^2 + \sin^2\theta d\phi^2) \quad (1)$$

Here the area radius r is a function of both coordinates t and \tilde{r} and a prime denotes derivative with respect to \tilde{r} . The function f depends only on \tilde{r} . It follows from Einstein’s

equation that

$$\dot{r}^2 = f + \frac{F}{r} \quad (2)$$

where an overdot denotes derivative with respect to t and where the function F depends only on \tilde{r} . The density is given by

$$\rho = \frac{F'}{8\pi r^2 r'} \quad (3)$$

It is helpful to introduce the quantities a , A and B by

$$r = a\tilde{r} \quad (4)$$

$$f = A\tilde{r}^2 \quad (5)$$

$$F = B\tilde{r}^3 \quad (6)$$

Then equation (2) becomes

$$\dot{a}^2 = A + \frac{B}{a} \quad (7)$$

The solution of equation (7) is

$$t - t_0 = \int_0^a \frac{du}{\sqrt{A + \frac{B}{u}}} \quad (8)$$

where t_0 is a function of \tilde{r} whose physical meaning is the time at which the shell of dust labeled by \tilde{r} has zero radius.

At first sight, it seems that the LTB solutions depend on three arbitrary functions: A , B and t_0 . However, there is still the coordinate freedom to change \tilde{r} to any function of \tilde{r} . We will use that coordinate freedom to make B constant. This makes the solutions with constant A and zero t_0 the standard Friedman-Robertson-Walker (FRW) homogeneous and isotropic cosmologies. We will further choose the value of B to be $4/9$ so that the $A = 0$ FRW cosmology takes the standard form $a = t^{2/3}$. In addition we will consider only models with $t_0 = 0$. These models have a genuine Big Bang singularity in the sense that all dust shells are at zero radius at the same time.

Define the null vector ℓ^a by

$$\ell^a = -\left(\frac{\partial}{\partial t}\right)^a + \frac{\sqrt{1+f}}{r'}\left(\frac{\partial}{\partial \tilde{r}}\right)^a \quad (9)$$

Then a future directed null geodesic takes the form $k^a = -\omega\ell^a$ and the redshift z is given by $1+z = \omega/\omega_0$ where a zero subscript denotes the value of the quantity at $\tilde{r} = 0$. The luminosity distance is given by [18] $d_L = r(1+z)^2$.

We would like to find the luminosity distance as a function of redshift. To that end, it is helpful to find how each of these quantities varies as one goes along the past light cone of the observer. It follows from the geodesic equation that

$$\ell^a \nabla_a z = \frac{\dot{r}'}{r'}(1+z) \quad (10)$$

Since d_L is a function of z and r we need to know also how r varies along the past light cone. We have

$$\ell^a \nabla_a r = \sqrt{1+f} - \dot{r} \quad (11)$$

It is also helpful to know how a varies along the past light cone. We have

$$\ell^a \nabla_a a = \sqrt{1+f} \frac{a'}{r'} - \dot{a} \quad (12)$$

Thus along the past light cone we find

$$\frac{dr}{dz} = \frac{r'}{(1+z)\dot{r}'} (\sqrt{1+f} - \dot{r}) \quad (13)$$

$$\frac{da}{dz} = \frac{1}{(1+z)\dot{r}'} (\sqrt{1+f} a' - \dot{a} r') \quad (14)$$

If we can find all the quantities on the right hand sides of equations (13) and (14) as functions of z, r and a then we will be able to numerically integrate these equations and thus find d_L as a function of z . Since $\tilde{r} = r/a$ we can find any function of \tilde{r} and thus given a choice for the function A we can find f . Similarly, we can find \dot{r} using equation (2) and \dot{a} using equation (7). Given a' and \dot{a}' we have $r' = a + \tilde{r}a'$ and $\dot{r}' = \dot{a} + \tilde{r}\dot{a}'$ so all that remains then is to find a' and \dot{a}' . Differentiating equation (8) with respect to \tilde{r} and solving for a' we obtain

$$a' = \sqrt{A + \frac{B}{a}} I A' \quad (15)$$

Where I is given by

$$I = \frac{1}{2} \int_0^a \left(A + \frac{B}{u} \right)^{-3/2} du \quad (16)$$

This integral can be done in closed form, and for $A > 0$ takes on the value

$$I = \frac{B}{2A^{5/2}} \left[s \left(3 + \frac{Aa}{B} \right) - \frac{3}{2} \ln \left(\frac{1+s}{1-s} \right) \right] \quad (17)$$

where

$$s \equiv \left(1 + \frac{B}{Aa} \right)^{-1/2} \quad (18)$$

Now differentiating equation (15) with respect to t and using equations (7) and (16) we obtain

$$\dot{a}' = \frac{A'}{2} \left[\left(A + \frac{B}{a} \right)^{-1/2} - \frac{B}{a^2} I \right] \quad (19)$$

3. Results

In [18] models with $A = 0$ and $t_0 \neq 0$ were considered, while [19] treat models with both A and t_0 nonvanishing. In contrast, we will consider models with $t_0 = 0$ and $A \neq 0$. There remains the choice of the function A . Observations of the Cosmic Microwave Background suggest that $\Omega = 1$ whereas observations of galaxy clusters suggest that Ω

in matter is approximately 30%. In the context of the LTB models, this suggest that A should approach zero at large distances and be positive at smaller distances. We will choose A to have the form

$$A = \frac{1}{1 + (c\tilde{r})^2} \quad (20)$$

where the constant c will be chosen for the best fit with the data. Let Ω_M be the value of Ω in matter at our present time and position. Then in the LTB models with our choice of A and B we have

$$\Omega_M = \left(1 + \frac{9a}{4}\right)^{-1} \quad (21)$$

Thus, given a choice for the value of Ω_M we find that the current value of a is given by

$$a = \frac{4}{9}(\Omega_M^{-1} - 1) \quad (22)$$

The initial values of r and z are zero. We choose the value of Ω_M and then use equation (22) to get the initial value of a . We then numerically integrate equations (13) and (14) outwards to find the luminosity distance as a function of z .

In [1] what is computed is the effective magnitude, which is

$$m_B^{\text{effective}} = \mathcal{M}_B + 5 \log(H_0 d_L) \quad (23)$$

Here H_0 is the Hubble constant and \mathcal{M}_B is a constant to be found by the best fit to an FRW model. In our model, H_0 is simply the initial value of \dot{a}/a . In [1] the models are all FRW and the free parameters are Ω_Λ and Ω_M . The best fit, the one with the smallest χ^2 is for the model with $\Omega_\Lambda = 1.32$ and $\Omega_M = 0.73$. For any other model, whether FRW or not, one can then use the supernova data of [1] to compute its χ^2 and then subtract off the χ^2 of that best FRW fit to obtain $\Delta\chi^2$ which is a measure of the goodness of fit. In particular, the standard Λ CDM model has $\Omega_\Lambda = 0.74$ and $\Omega_M = 0.26$ and has $\Delta\chi^2 = 1.2$.

We will consider two different models: one with $\Omega_M = 0.3$ and one with $\Omega_M = 0.2$. In each case the value of c will be chosen for best fit with the supernova data. The errors in both $m_B^{\text{effective}}$ and z are used to compute χ^2 . In figure (1) are plotted the supernova data and the $\Omega_M = 0.3$ LTB model. For this model $c = 8.5$ and $\Delta\chi^2 = 3.8$. Thus, the standard Λ CDM model (the one with $\Omega_\Lambda = 0.74$ and $\Omega_M = 0.26$) is a better fit to the data. However, given the possibility of systematic uncertainties in the supernova data, it not clear whether this difference is significant. In figure (2) the $\Omega_M = 0.3$ LTB model and the standard Λ CDM model are plotted. Note that the curves agree very closely.

In figure (3) are plotted the supernova data and the $\Omega_M = 0.2$ LTB model. For this model $c = 5.1$ and $\Delta\chi^2 = 0.3$. This is an even better fit to the data than the standard Λ CDM model. In figure (4) the $\Omega_M = 0.2$ LTB model and the standard Λ CDM model are plotted. Note that the curves are almost identical.

In [18] it is emphasized that a physically reasonable LTB model must be smooth both at the origin and elsewhere. For the coordinates that we have chosen, smoothness at the origin is insured provided that A is a smooth function of \tilde{r}^2 . Smoothness elsewhere

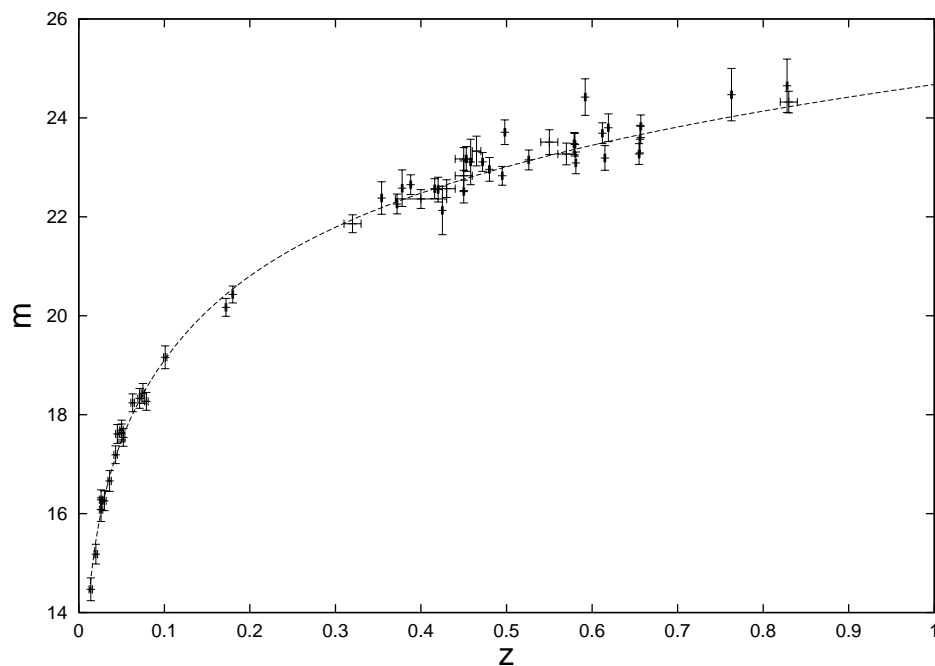


Figure 1. Plot of effective magnitude *vs* redshift for the $\Omega_M = 0.3$ LTB model (curve) and the supernova data.

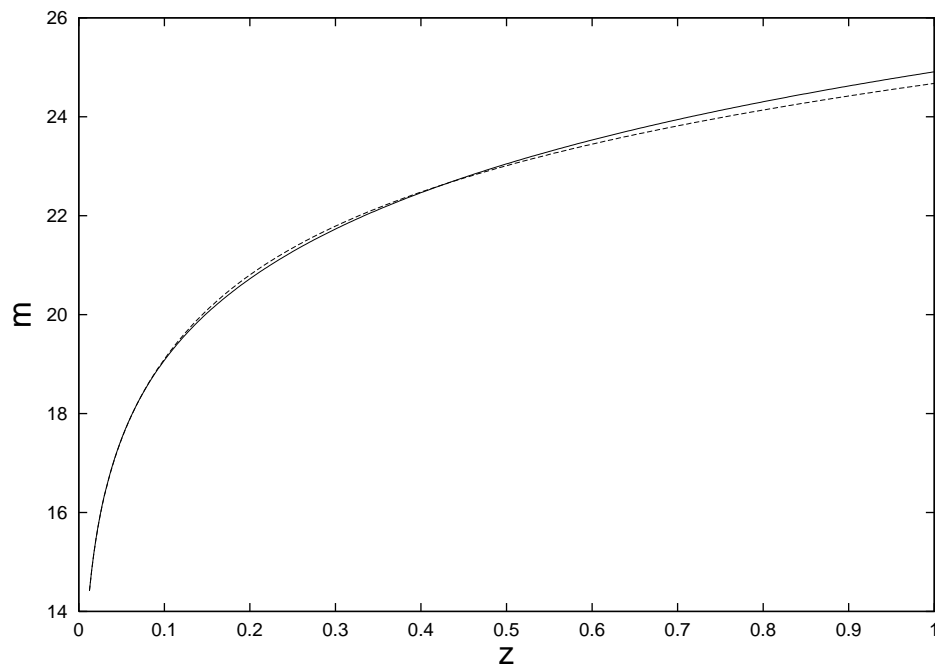


Figure 2. Plot of effective magnitude *vs* redshift for the standard Λ CDM model (solid curve) and the $\Omega_M = 0.3$ LTB model (dashed curve).

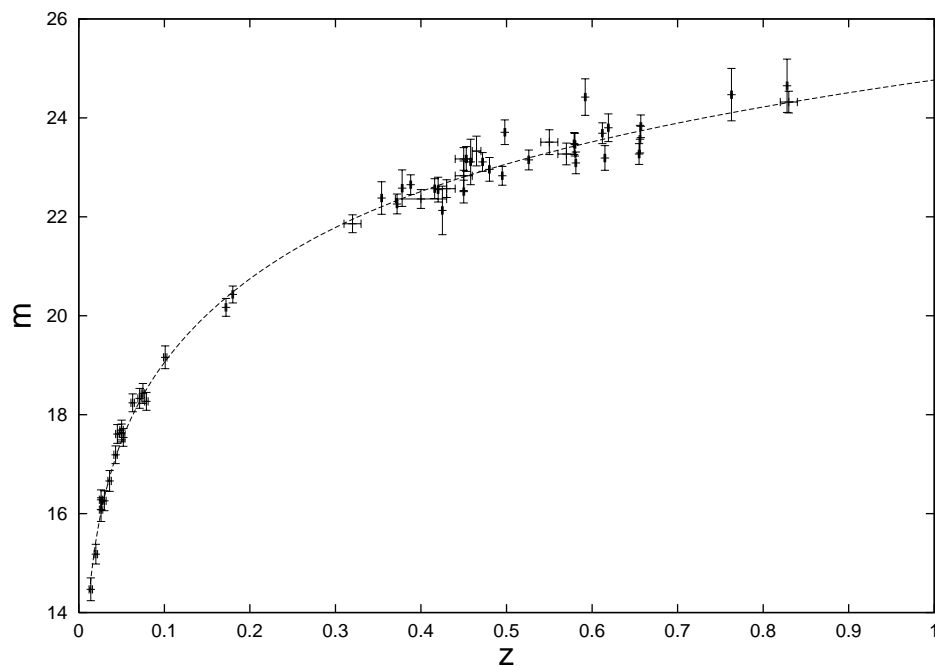


Figure 3. Plot of effective magnitude *vs* redshift for the $\Omega_M = 0.2$ LTB model (curve) and the supernova data.

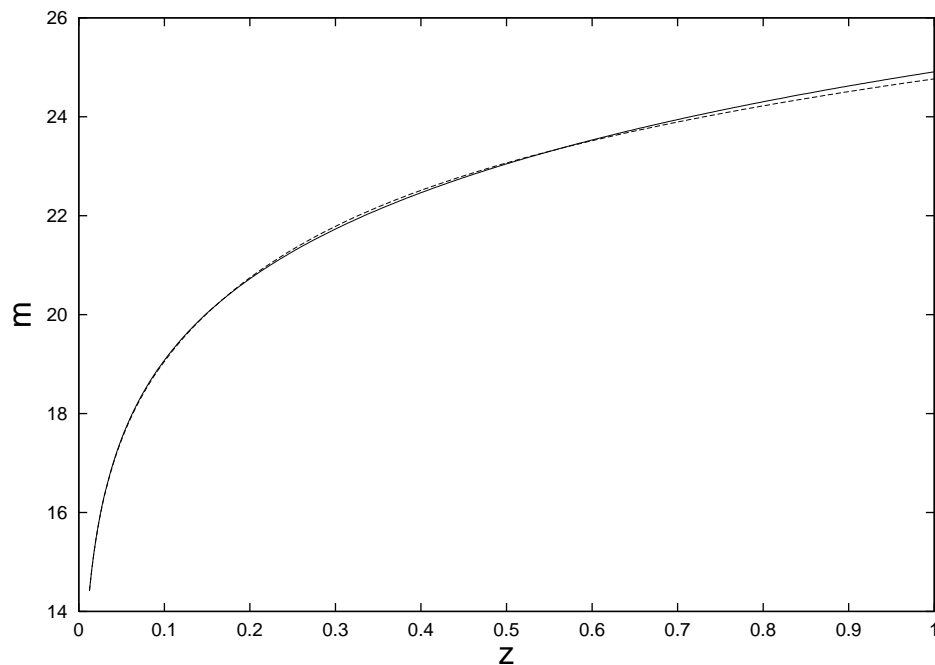


Figure 4. Plot of effective magnitude *vs* redshift for the standard Λ CDM model (solid curve) and the $\Omega_M = 0.2$ LTB model (dashed curve).

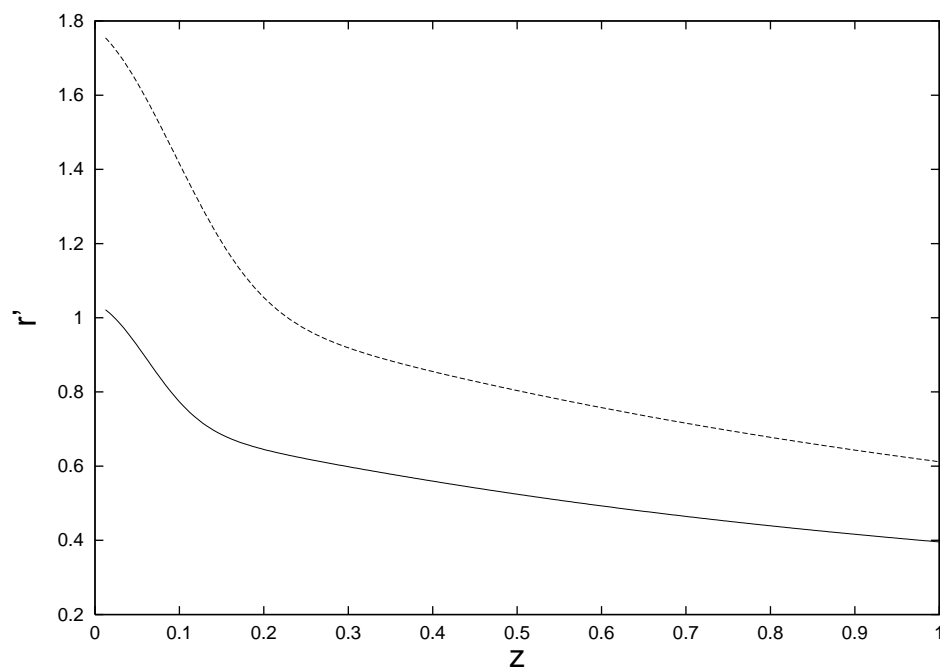


Figure 5. Plot of r' vs redshift for the LTB models with $\Omega_M = 0.3$ (solid curve) and the $\Omega_M = 0.2$ LTB model (dashed curve).

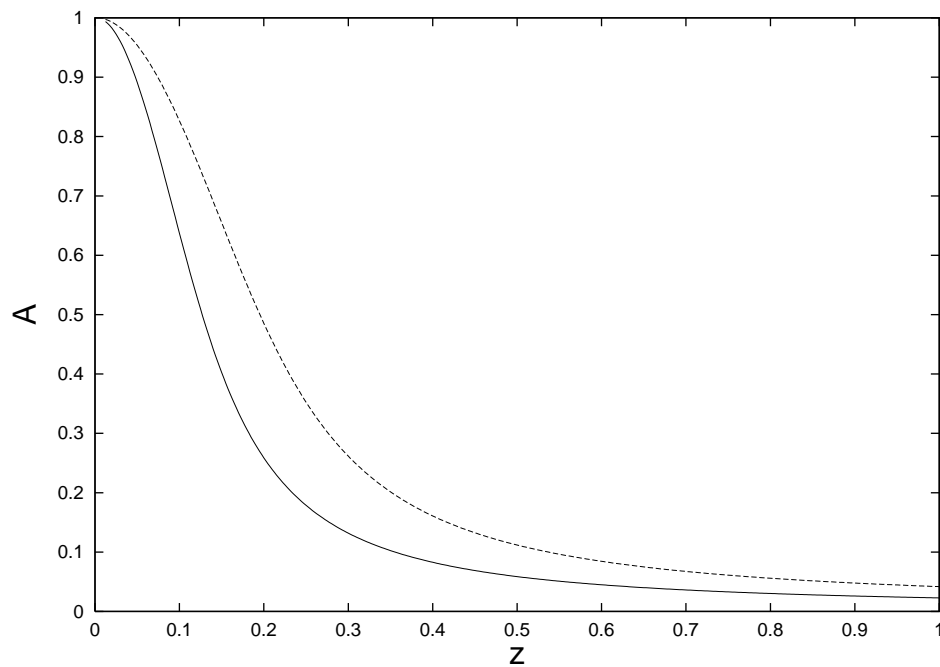


Figure 6. Plot of A vs redshift for the LTB models with $\Omega_M = 0.3$ (solid curve) and the $\Omega_M = 0.2$ LTB model (dashed curve).

requires that there be no "shell-crossing" *ie* that r' not vanish. In figure (5) are plotted r' *vs* redshift along the past light cone for the $\Omega_M = 0.3$ and $\Omega_M = 0.2$ LTB models. Since r' does not vanish, there is no shell crossing.

The fairly large values of the constant c in these models means that the spatial size of the underdensity in which we live is fairly small. In figure (6) are plotted A *vs* redshift along the past light cone for the $\Omega_M = 0.3$ and $\Omega_M = 0.2$ LTB models. Note that $A = 0$ corresponds to an $\Omega = 1$ FRW spacetime. Thus in these models, we inhabit an underdensity of fairly small spatial extent in what is otherwise a spatially flat FRW cosmology.

4. Conclusions

This work shows that an inhomogeneous but spherically symmetric cosmological model can account for the apparent acceleration in the supernova data without any dark energy. The models have a simple form for the inhomogeneity and they fit the supernova data as well as the standard FRW model with a cosmological constant does.

However, this does not make the LTB spacetime a viable cosmological model. There is more cosmological data than the supernovae. In particular, data from the cosmic microwave background and from weak lensing indicate that the universe contains a large amount of matter that is "unclumped." This would be accounted for by a cosmological constant; but is unlikely to be accomodated by a LTB model or any simple modification of one. Furthermore, since in these simple models, we inhabit an underdensity of fairly small spatial extent, the models may not be compatible with data for galaxy counts as a function of redshift. Nonetheless, the work of [19] suggests that it might be possible to accomodate some of this additional cosmological data within the LTB models. These issues needs further study.

Acknowledgments

I would like to thank Éanna Flanagan and Bob Wald for helpful discussions. This work was supported by NSF grant PHY-0456655 to Oakland University.

References

- [1] Perlmutter S *et al* 1999, *Astrophys. J* **517** 565
- [2] Riess A G *et al* 1998 *Astron. J.* **116** 1009
- [3] Kolb E W, Matarrese S, Notari A, and Riotto A 2004, *Phys. Rev D* **71** 023524
- [4] Notari A astro-ph/0503715
- [5] Kolb E W, Matarrese S, and Riotto A astro-ph/0506534
- [6] Ishibashi I and Wald R M 2006 *Class. Quant. Grav.* **23** 235
- [7] Flanagan E E 2005 *Phys. Rev. D* **71** 103521
- [8] Siegel E R and Fry J N 2005 *Astrophys. J.* **628** L1
- [9] Nambu Y and Tanimoto M gr-qc/0507057
- [10] Moffat J W astro-ph/0505326

- [11] Iguchi H, Nakamura T, and Nakao K 2002 *Prog. of Theo. Phys.* **108** 809
- [12] Apostolopoulos P S, Brouzakis N, Tetradis N, and Tzavara E astro-ph/0603234
- [13] Mansouri R astro-ph/0512605
- [14] Mansouri R astro-ph/0601699
- [15] Lemaître G 1933 *Annales Soc. Sci. Brux.* **A53** 51
- [16] Tolman R C 1934 *Proc. Nat. Acad. Sci. U.S.* **20** 169
- [17] Bondi H 1947, *Mon. Not. R. Astron. Soc.* **107** 410
- [18] Vanderveld R A, Flanagan E E, and Wasserman I, astro-ph/0602476
- [19] Alnes H, Amarzguioui M, and Grøn Ø 2006 *Phys. Rev.* **D73** 083519
- [20] Landau L and Lifschitz E *The classical theory of fields*