

# Circular orbits and spin in black-hole initial data

Matthew Caudill,<sup>\*</sup> Gregory B. Cook,<sup>†</sup> and Jason D. Grigsby<sup>‡</sup>

*Department of Physics, Wake Forest University, Winston-Salem, North Carolina 27109*

Harald P. Pfeiffer<sup>§</sup>

*Theoretical Astrophysics, California Institute of Technology, Pasadena, California 91125*

(Dated: August 29, 2018)

The construction of initial data for black-hole binaries usually involves the choice of free parameters that define the spins of the black holes and essentially the eccentricity of the orbit. Such parameters must be chosen carefully to yield initial data with the desired physical properties. In this paper, we examine these choices in detail for the quasiequilibrium method coupled to apparent-horizon/quasiequilibrium boundary conditions. First, we compare two independent criteria for choosing the orbital frequency, the “Komar-mass condition” and the “effective-potential method,” and find excellent agreement. Second, we implement quasi-local measures of the spin of the individual holes, calibrate these with corotating binaries, and revisit the construction of *non-spinning* black hole binaries. Higher-order effects, beyond those considered in earlier work, turn out to be important. Without those, supposedly non-spinning black holes have appreciable quasi-local spin; furthermore, the Komar-mass condition and effective potential method agree only when these higher-order effects are taken into account. We compute a new sequence of quasi-circular orbits for non-spinning black-hole binaries, and determine the innermost stable circular orbit of this sequence.

PACS numbers: 04.20.-q, 04.25.Dm, 04.70.Bw, 97.80.-d

## I. INTRODUCTION

Recently, significant progress has been made in numerically evolving black-hole binaries[1–4]. A major goal of these simulations is to estimate the gravitational waveform produced by astrophysical black-hole binaries. These waveforms will ultimately be used to aid in the detection and interpretation of the gravitational wave signals we expect to see in observatories such as LIGO, VIRGO, TAMA, and GEO600. In order for such simulations to yield astrophysically relevant results, the initial data must be constructed to be astrophysically realistic.

A very effective approach for constructing numerical black-hole binary initial data has been developed and explored by two of the authors[5] (see also Refs. [6–8]). In Ref. [5], the authors focused attention on two specific, limiting cases of binary initial data: corotating black holes and irrotational (non-spinning) black holes. These numerical initial-data solutions were compared against previous numerical results[8, 9] and to analytic post-Newtonian estimates[10, 11] for binaries in circular orbits and appear to give the best agreement yet between numerical and analytic models of close black-hole binaries in circular orbits. However, various aspects of the physical content of these initial-data sets have not been fully tested.

In order to construct quasi-circular orbits (as opposed to general elliptical orbits), Gourgoulhon et al.[7] proposed that the data must satisfy a simple condition: the Komar[12] and the ADM[13] masses must agree if the orbits are quasi-circular. The Komar mass is only a reasonable definition of the total mass of a system if the system is *stationary*. The ADM mass, is an invariant measure of the total mass of a system as measured at space-like infinity. So, for binary systems that are quasi-stationary when they are in quasi-circular orbit, the ansatz seems quite reasonable. This ansatz has been tested by comparing numerical models with analytic post-Newtonian models. It has also been tested in the case of neutron-star binaries[14] where an independent method of determining circular orbits exists. For black-hole binaries, an independent method of determining circular orbits exists in the so-called *effective potential method*[9]. In this paper, we will further test the Komar-ADM mass ansatz by constructing circular orbits using the effective-potential method.

Another important aspect of the binary initial data constructed in Ref. [5] that has not been adequately verified relates to the spins of the individual black holes. In Ref. [5], the spin of each black hole is fixed by a particular choice of boundary conditions applied at the surface of the black hole. For the case of corotating black holes, the choice of boundary conditions is unambiguous. However, for non-spinning black holes, the boundary conditions were chosen in a way that should be correct in the limit of large separation between the black holes in the binary. However, this non-spinning ansatz has not yet been checked.

Of course, we must keep in mind that the angular momentum (spin) of an individual black hole in a close bi-

---

<sup>\*</sup>Electronic address: mscaudil@artsci.wustl.edu;

Current address: Department of Physics, Washington University in St. Louis, St. Louis, Missouri 63130

<sup>†</sup>Electronic address: cookgb@wfu.edu

<sup>‡</sup>Electronic address: grigjd3@wfu.edu

<sup>§</sup>Electronic address: harald@tapir.caltech.edu

nary system is not rigorously defined in general relativity. To measure the spin, we will have to rely on a quasi-local definition. There are many such definitions[15]. For our purposes, we will use a definition first made rigorously by Brown and York[16] and also derived within the more recent *isolated horizons* framework of Ashtekar and Krishnan[17, 18]. We will explore extensively the spins of the individual black holes in our binary initial data using this quasi-local definition of the angular momentum. A major result of this study is that we must refine our method for setting the boundary conditions in order to construct models where the black holes are not rotating.

We begin in Sec. II with a review of the entire formalism used to construct our initial data. In Sec. III we discuss various issues associated with computing the quasi-local spin of a black hole. In Sec. IV we examine the case of corotating binaries, focusing first on exploring the criteria for defining circular orbits and then examining the spins of corotating black holes. In Sec. V we turn to the case of non-spinning binaries and define the correct approach for obtaining non-spinning black holes. Finally, in Sec. VI we present results related to the inner-most stable circular orbits for both non-spinning and corotating binaries, and review the major points from the paper.

## II. INITIAL-DATA FORMALISM

The black-hole initial-data sets that we consider below are constructed using the conformal thin-sandwich decomposition[19, 20], a set of boundary conditions imposed on the black-hole excision surfaces[5, 6] and at asymptotic infinity, and a set of assumptions for various freely-specifiable fields. Below, we will outline the most important details of the various pieces of our approach.

### A. The conformal thin-sandwich decomposition

In this work, we will use the standard 3+1 decomposition with the interval written as

$$ds^2 = -\alpha^2 dt^2 + \gamma_{ij}(dx^i + \beta^i dt)(dx^j + \beta^j dt), \quad (1)$$

where  $\gamma_{ij}$  is the 3-metric induced on a  $t = \text{const.}$  spatial hypersurface,  $\alpha$  is the lapse function, and  $\beta^i$  is the shift vector. The extrinsic curvature of the spatial slice,  $K_{ij}$ , is defined by

$$K_{\mu\nu} \equiv -\frac{1}{2}\gamma_\mu^\delta \gamma_\nu^\rho \mathcal{L}_n \gamma_{\delta\rho}, \quad (2)$$

where  $\mathcal{L}_n$  denotes the Lie derivative along the unit normal to the spatial slice,  $n^\mu$ . Einstein's equations, in vacuum, then reduce to four sets of equations. Two are evolution equations for the spatial metric and extrinsic curvature:

$$\partial_t \gamma_{ij} = -2\alpha K_{ij} + 2\nabla_{(i}\beta_{j)}, \quad (3)$$

and

$$\begin{aligned} \partial_t K_{ij} = & -\nabla_i \nabla_j \alpha + \alpha [R_{ij} - 2K_{i\ell} K_j^\ell + K K_{ij}] \\ & + \beta^\ell \nabla_\ell K_{ij} + 2K_{\ell(i} \nabla_{j)} \beta^\ell. \end{aligned} \quad (4)$$

The remaining two are the constraint equations

$$R + K^2 - K_{ij} K^{ij} = 0 \quad (5)$$

and

$$\nabla_j (K^{ij} - \gamma^{ij} K) = 0. \quad (6)$$

Here,  $\nabla_i$ ,  $R_{ij}$ , and  $R$  are, respectively, the covariant derivative, Ricci tensor, and Ricci scalar associated with the spatial metric  $\gamma_{ij}$ . Finally, the trace of the extrinsic curvature is denoted  $K \equiv K_i^i$ .

The conformal thin-sandwich decomposition employs a York–Lichnerowicz conformal decomposition of the metric and various other quantities[21–23]. The conformal factor,  $\psi$ , is defined via

$$\gamma_{ij} \equiv \psi^4 \tilde{\gamma}_{ij}, \quad (7)$$

where  $\tilde{\gamma}_{ij}$  is a “conformal metric”. The time derivative of the conformal metric is introduced by the definitions

$$\tilde{u}_{ij} \equiv \partial_t \tilde{\gamma}_{ij}, \quad (8)$$

$$\tilde{\gamma}^{ij} \tilde{u}_{ij} \equiv 0. \quad (9)$$

From this, it follows that the tracefree extrinsic curvature  $A^{ij} \equiv K^{ij} - \frac{1}{3}\gamma^{ij} K$  takes the form

$$A^{ij} = \frac{\psi^{-10}}{2\tilde{\alpha}} \left[ (\tilde{\mathbb{L}}\beta)^{ij} - \tilde{u}^{ij} \right], \quad (10)$$

where  $\tilde{\alpha} \equiv \psi^{-6}\alpha$  is the conformal lapse function, and  $\tilde{u}^{ij} \equiv \tilde{u}_{kl} \tilde{\gamma}^{ik} \tilde{\gamma}^{jl}$ . Furthermore,  $(\tilde{\mathbb{L}}V)$  is the conformal-Killing (or longitudinal) operator acting on a vector, defined by

$$(\tilde{\mathbb{L}}V)_{ij} \equiv 2\tilde{\nabla}_{(i} V_{j)} - \frac{2}{3}\tilde{\gamma}_{ij} \tilde{\nabla}_k V^k, \quad (11)$$

where  $\tilde{\nabla}_k$  is the covariant derivative compatible with  $\tilde{\gamma}_{ij}$ . Finally, the conformal tracefree extrinsic curvature can be written as

$$\tilde{A}^{ij} \equiv \psi^{10} A^{ij} = \frac{1}{2\tilde{\alpha}} \left[ (\tilde{\mathbb{L}}\beta)^{ij} - \tilde{u}^{ij} \right]. \quad (12)$$

In terms of our conformally decomposed variables, the Hamiltonian constraint (5) can be written

$$\tilde{\nabla}^2 \psi - \frac{1}{8}\psi \tilde{R} - \frac{1}{12}\psi^5 K^2 + \frac{1}{8}\psi^{-7} \tilde{A}_{ij} \tilde{A}^{ij} = 0, \quad (13)$$

where  $\tilde{R}$  is the Ricci scalar associated with  $\tilde{\gamma}_{ij}$ , and the momentum constraint (6) as

$$\tilde{\nabla}_j \left( \frac{1}{2\tilde{\alpha}} (\tilde{\mathbb{L}}\beta)^{ij} \right) - \frac{2}{3}\psi^6 \tilde{\nabla}^i K - \tilde{\nabla}_j \left( \frac{1}{2\tilde{\alpha}} \tilde{u}^{ij} \right) = 0. \quad (14)$$

Furthermore, the trace of Eq. (4) can be written as

$$\begin{aligned} \tilde{\nabla}^2(\psi^7 \tilde{\alpha}) - (\psi^7 \tilde{\alpha}) \left( \frac{1}{8} \tilde{R} + \frac{5}{12} \psi^4 K^2 + \frac{7}{8} \psi^{-8} \tilde{A}_{ij} \tilde{A}^{ij} \right) \\ = -\psi^5 \left( \partial_t K - \beta^k \tilde{\nabla}_k K \right). \end{aligned} \quad (15)$$

Within the conformal thin-sandwich formalism, the fundamental variables are:  $\psi$ ,  $\tilde{\alpha}$ ,  $\beta^i$ ,  $\tilde{\gamma}_{ij}$ ,  $K$ ,  $\partial_t \tilde{\gamma}_{ij} \equiv \tilde{u}_{ij}$ , and  $\partial_t K$ . Of these,  $\tilde{\gamma}_{ij}$ ,  $K$ ,  $\tilde{u}_{ij}$ , and  $\partial_t K$  represent the eight gauge and dynamical degrees of freedom of the gravitational field. These fields must be chosen based on the physics of the initial data one wishes to model. The remaining fields,  $\psi$ ,  $\tilde{\alpha}$ , and  $\beta^i$  represent the constrained degrees of freedom. Once the other fields have been fixed, these fields are determined by solving Eqs. (13–15) as a set of coupled elliptic equations.

Formulating a well-posed elliptic system requires that we impose boundary conditions. Typically, these systems are solved under the assumption that the spacetime is asymptotically flat. If we let  $r$  denote a coordinate radius measured from the location of the center of energy of the system, then as  $r \rightarrow \infty$  we have that

$$\psi|_{r \rightarrow \infty} = 1, \quad (16a)$$

$$\beta^i|_{r \rightarrow \infty} = (\Omega_0 \times \mathbf{r})^i, \quad (16b)$$

$$\alpha|_{r \rightarrow \infty} = \tilde{\alpha}|_{r \rightarrow \infty} = 1. \quad (16c)$$

$\Omega_0$  is the orbital angular velocity of a binary system, or the rotational angular velocity of a single object, as measured at infinity. The boundary condition on the shift is chosen so that the time coordinate,  $t^\mu = \alpha n^\mu + \beta^\mu$ , is helical and tracks the rotation of the system[5–7, 24, 25]. If we wish to consider systems with one or more black holes, and if we excise the interior of the black hole to avoid difficulties with singularities, then we must also impose boundary conditions on the excision surfaces.

## B. Black-hole excision boundary conditions

In this paper, we are interested in the situation in which each black hole is in quasiequilibrium and the boundary conditions required to achieve this were worked out in Refs. [6] and [5]. The assumptions are essentially the same as those required of an “isolated horizon”(cf. [17, 26–28]). To ensure that the black hole is in quasiequilibrium, we enforce the following conditions. First, we demand that the expansion  $\theta$ , of the outgoing null rays,  $k^\mu$ , vanish on the excision surface,  $\mathcal{S}$ , thus forcing the boundary to be an apparent horizon:

$$\theta|_{\mathcal{S}} = 0. \quad (17)$$

Next, we require that the shear  $\sigma_{\mu\nu}$  of the outgoing null rays also vanish on the excision boundary,

$$\sigma_{\mu\nu}|_{\mathcal{S}} = 0. \quad (18)$$

In the absence of matter on  $\mathcal{S}$ , Eqs. (17) and (18) are sufficient to imply that

$$\mathcal{L}_k \theta|_{\mathcal{S}} = 0. \quad (19)$$

That is, initially, the apparent horizon will evolve along  $k^\mu$ .

Conditions (17), (18) and (19) are coordinate independent, however the final demand breaks precisely this coordinate freedom. This final condition is that the *coordinate location* of the apparent horizon does not move initially in an evolution of the initial data. Let the excision boundary surface,  $\mathcal{S}$ , be a spacelike 2-surface with topology  $S^2$  and define  $s^i$  to be the outward pointing unit vector normal to the surface. If we let

$$k^\mu \equiv \frac{1}{\sqrt{2}}(n^\mu + s^\mu) \quad (20)$$

represent the set of outgoing null rays associated with  $\mathcal{S}$ , and with the time vector written as

$$t^\mu = \alpha n^\mu + \beta^\mu, \quad (21)$$

then this condition can be expressed as

$$t^\mu k_\mu|_{\mathcal{S}} = 0. \quad (22)$$

This immediately yields

$$\alpha|_{\mathcal{S}} = \beta^i s_i|_{\mathcal{S}}. \quad (23)$$

To further analyze Eq. (23), we split the shift vector into its component normal to the surface,  $\beta_\perp$ , and a vector tangent to the surface,  $\beta_\parallel^i$ , defined by

$$\beta_\perp \equiv \beta^i s_i, \quad (24)$$

$$\beta_\parallel^i \equiv h_j^i \beta^j, \quad (25)$$

where  $h_{ij} \equiv \gamma_{ij} - s_i s_j$  is the metric induced on  $\mathcal{S}$  by  $\gamma_{ij}$ . We see that Eq. (23) is a condition on the normal component of the shift,

$$\beta_\perp|_{\mathcal{S}} = \alpha|_{\mathcal{S}}. \quad (26)$$

The conformal transformation on  $\gamma_{ij}$ , Eq. (7), induces a natural conformal weighting for  $h_{ij}$  and for the unit normal to  $\mathcal{S}$ ,

$$h_{ij} \equiv \psi^4 \tilde{h}_{ij}, \quad (27)$$

$$s^i \equiv \psi^{-2} \tilde{s}^i. \quad (28)$$

In terms of these conformal quantities, the condition in Eq. (17) takes the form of a nonlinear Robin-type boundary condition on the conformal factor  $\psi$ ,

$$\begin{aligned} \tilde{s}^k \tilde{\nabla}_k \ln \psi|_{\mathcal{S}} = -\frac{1}{4} \left( \tilde{h}^{ij} \tilde{\nabla}_i \tilde{s}_j + \frac{K}{6} \psi^2 \right. \\ \left. - \frac{\psi^{-4}}{8\tilde{\alpha}} \tilde{s}_i \tilde{s}_j [(\tilde{\mathbb{L}}\beta)^{ij} - \tilde{u}^{ij}] \right) \Big|_{\mathcal{S}}. \end{aligned} \quad (29)$$

We now turn our attention to Eq. (18), which can be rewritten as

$$\tilde{D}^{(i}\beta_{\parallel}^{j)}\Big|_{\mathcal{S}} - \frac{1}{2}\tilde{h}^{ij}\tilde{D}_k\beta_{\parallel}^k\Big|_{\mathcal{S}} = \frac{1}{2}\left(\tilde{h}^i_k\tilde{h}^j_l - \frac{1}{2}\tilde{h}^{ij}\tilde{h}_{kl}\right)\tilde{u}^{kl}\Big|_{\mathcal{S}}, \quad (30)$$

where  $\tilde{D}^i$  denotes the covariant derivative compatible with  $\tilde{h}_{ij}$ . Below, we will assume  $\tilde{u}_{ij} = 0$ ; in that case, Eq. (30) implies that  $\beta_{\parallel}^i$  must be a conformal Killing vector of the conformal metric,  $\tilde{h}_{ij}$  on the boundary  $\mathcal{S}$ :

$$\tilde{D}^{(i}\beta_{\parallel}^{j)}\Big|_{\mathcal{S}} - \frac{1}{2}\tilde{h}^{ij}\tilde{D}_k\beta_{\parallel}^k\Big|_{\mathcal{S}} = 0. \quad (31)$$

In practice, we write the parallel components of the shift as

$$\beta_{\parallel}^i = \Omega_r \xi^i, \quad (32)$$

where  $\xi^i$  is a rotational conformal Killing vector on  $\tilde{h}_{ij}$  with affine length of  $2\pi$ , and  $\Omega_r$  is a constant. As shown in Ref. [5], the choice of  $\beta_{\parallel}^i$  directly parameterizes the spin of the associated black hole. The restriction on  $\beta_{\parallel}^i$  is quite remarkable. Regardless of the choice of the conformal metric  $\tilde{h}_{ij}$  (and thus for any  $\tilde{h}_{ij}$ ), Eq. (31) still allows sufficient freedom to allow for the parameterization of a rotation about any direction (by the choice of  $\xi^i$ ) and with any magnitude (by the choice of  $\Omega_r$ )[5].

To summarize, the quasiequilibrium conditions defined in Eqs. (17), (18), and (22) define boundary conditions on the conformal factor,  $\psi$ , via Eq. (29) and on the shift vector,  $\beta^i$ , via Eqs. (26) and (32). These total to four of the five necessary boundary conditions for solving the coupled elliptic equations associated with the conformal thin-sandwich equations. Missing is a condition on the conformal lapse,  $\tilde{\alpha}$ .

However, as clearly shown in Ref. [5], the excision boundary condition on the lapse is intimately associated with a degeneracy in the choice of the initial slicing condition. In fact, for stationary black-hole spacetimes, it is the choice of the lapse on the excision boundary that uniquely fixes a particular initial slice. For initial data representing systems that are nearly stationary, that is systems in quasiequilibrium, it has also been shown that the choice of the excision boundary condition for the lapse is largely irrelevant. Following Ref. [5], we will choose the excision boundary condition for the lapse from a set of convenient and rather generic conditions. Assuming that the excision boundary is spherical, we use

$$\frac{d\alpha\psi}{dr}\Big|_{\mathcal{S}} = 0, \quad (33a)$$

$$\frac{d\alpha\psi}{dr}\Big|_{\mathcal{S}} = \frac{\alpha\psi}{2r}\Big|_{\mathcal{S}}, \quad (33b)$$

$$\alpha\psi\Big|_{\mathcal{S}} = \frac{1}{2}. \quad (33c)$$

### C. Quasi-circular orbits

The formalism reviewed so far in Secs. II A and II B provides a very general framework for constructing initial data for black-hole binaries. Let us now make a specific choice for part of the freely-specifiable initial data. Consider the choice  $\tilde{u}_{ij} \equiv \partial_t \tilde{\gamma}_{ij} = 0$ . This choice implies that the conformal three-geometry is, at least momentarily, stationary with respect to the time vector,  $\mathbf{t}$ , given by Eq. (21). Our choice for the boundary condition on the shift at infinity given in Eq. (16b) implies that our time vector has a *helical* form where the amount of “twist” in the vector is parameterized by  $\Omega_0 \equiv |\mathbf{\Omega}_0|$ .

If we assume that  $\mathbf{t}$  is an approximate Killing vector of the spacetime, then  $\tilde{u}_{ij} = 0$  is a direct consequence. With a proper choice of  $\Omega_0$ , the resulting initial data represents a binary system where the black holes are in quasi-circular orbits. This statement begs two questions: 1) How do we determine the proper choice of  $\Omega_0$  so as to obtain quasi-circular orbits? 2) How do we interpret the initial data for other choices of  $\Omega_0$ ?

An answer to the first question was proposed by Gourgoulhon et al.[7] where they made the ansatz that  $\Omega_0$  be chosen so that the ADM mass[13] and the Komar mass[12] agree. We call this the “Komar-mass ansatz”, and when it is applied, we refer to it as the “Komar-mass condition”.

The ADM energy is an invariant definition of the total energy of a spacetime as measured by an inertial observer at spacelike infinity. The ADM energy is written as a surface integral at infinity

$$E_{\text{ADM}} = \frac{1}{16\pi} \oint_{\infty} \nabla_j \left( \mathcal{G}_i^j - \delta_i^j \mathcal{G} \right) d^2 S^i, \quad (34)$$

where  $\mathcal{G}_{ij} \equiv \gamma_{ij} - f_{ij}$ ,  $\mathcal{G} = \gamma^{ij} \mathcal{G}_{ij}$ , and  $f_{ij}$  is a flat metric. If the total linear momentum of the system (as measured by the same inertial observer at infinity) vanishes, then the ADM energy is usually referred to as the ADM mass. In our notation, the Komar mass can be written as

$$M_K = \frac{1}{4\pi} \oint_{\infty} (\nabla_i \alpha - \beta^j K_{ij}) d^2 S^i. \quad (35)$$

The Komar mass is a valid expression for the total mass of a system only when the system possesses a global time-like Killing vector so that the system is stationary. It is therefore quite reasonable to assume that by choosing  $\Omega_0$  so that the Komar-mass ansatz will yield initial data which is nearly stationary (i.e. in quasiequilibrium), which would require that the black holes be in quasi-circular orbits.

The effectiveness of the Komar-mass ansatz has been tested numerically in black-hole initial data by comparison with post-Newtonian data for binaries in circular orbits[5, 10] (and for neutron-star binaries[14]). There are also additional theoretical reasons for expecting that configurations satisfying the Komar-mass condition ( $E_{\text{ADM}} = M_K$ ) will represent systems in quasiequilibrium (cf. Refs. [7, 29] and references therein). These



arguments show that a system in quasiequilibrium necessarily satisfies the Komar mass ansatz. However, as far as we know, there is no guarantee that a system satisfying the Komar-mass condition is necessarily in quasiequilibrium. It would therefore be interesting to compare the Komar-mass ansatz against an independent method for determining circular orbits. The effective-potential method[9] will be used below to provide such a comparison.

It is worth noting that when using the Komar-mass ansatz in the context of binary systems, care must be used in evaluating Eq. (35). An observer moving along the approximate helical Killing vector  $\mathbf{t}$  is not an inertial observer. For a true stationary spacetime, the helical Killing vector can be split globally into separate timelike and rotational Killing vectors and the timelike Killing vector is used to define the timeline of the inertial observer making the measurements. The approximate helical Killing vector cannot be split globally, however it can be split *asymptotically* at spacelike infinity. In evaluating the Eq. (35), it is necessary to remove the  $\Omega_0 \times \mathbf{r}$  term from the shift,  $\beta^i$  so that the same inertial observer is used to evaluate both  $M_K$  and  $E_{ADM}$ . Often, the Komar mass is written in a form similar to that of Eq. (35), but with the term involving the shift absent. In many cases, this yields a correct expression for the Komar mass since the contraction of the shift with the extrinsic curvature falls off faster than  $1/r^2$  when the  $\Omega_0 \times \mathbf{r}$  contribution to the shift is omitted. However, it is *not* always correct to simply drop this term. For example, in Painlevé-Gullstrand coordinates[30–32] and their extension to the full Kerr-Newman spacetime[33], this term contains *the entire contribution to the Komar mass*.

In order to answer the second question of how to interpret the initial data when  $\Omega_0$  is no longer chosen via the Komar-mass condition, we must no longer think of the helical time vector as an approximate Killing vector of the spacetime. A more general interpretation of the choice  $\tilde{u}_{ij} \equiv \partial_t \tilde{\gamma}_{ij} = 0$  is that the “velocity” of the conformal three-geometry vanishes on the initial-data slice. In the context of a binary configuration this suggests that the system is at either pericenter or apocenter of some general bound or unbound orbit. When  $\Omega_0 = 0$ , the system will have no orbital angular momentum and will represent a generalized version of Misner[34] or Lindquist[35, 36] initial data.

#### D. Corotating and non-spinning black-hole binaries

In constructing black-hole binary initial data, we will certainly need the ability to specify the spins of the individual black holes. In Sec. II B, we mentioned that the excision boundary condition on the parallel components of the shift,  $\beta_{||}^i$ , can be used to set the spin of each black hole. It is tempting to want to interpret  $\Omega_r$  in Eq. (32) as the rotational angular velocity of the black hole. However this is not the case. To understand the role of  $\beta_{||}^i$

in determining the spin on the black holes, it is useful to consider the special cases of corotating and non-spinning black holes. While neither case is expected to be seen astrophysically, these cases are useful because they represent situations where we know either what the boundary condition should be or what the final spin should be.

Corotating black hole binaries represent the case where the black holes are rotating synchronously with the orbital motion. A great deal of attention has been paid to such binaries because they represent the only configuration of two black holes that can possess a *true* helical Killing field[29, 37–41]. A serious fault with such spacetimes is that they cannot be asymptotically flat since they contain a balancing amount of incoming and outgoing radiation for all time. However, for our purposes, they are ideal. First, because we at most have only an approximate helical Killing vector, we can still have an asymptotically flat solution. More importantly, we know that the corotating case possess a Killing horizon. This means that the proper choice for the parallel components of the shift is unambiguously given by  $\beta_{||}^i = 0$ .

Since corotating black holes necessarily have some non-vanishing rotation (and therefore spin) as seen by an asymptotic inertial observer, clearly  $\Omega_r$  cannot represent the rotational angular velocity of the black hole. At least for a Newtonian binary system in corotation, the rotational angular velocity should equal the orbital angular velocity of the binary system. For post-Newtonian computations of corotating black-hole binaries, this is, in fact, the condition used to set the spins of the black holes[10, 42]. To leading order, this is correct. However, as we will demonstrate below, higher order corrections are needed to correctly estimate the rotational angular velocity of corotating black holes.

Non-spinning black-hole binaries are, in some sense, the simplest case. Here, the individual black holes have no spin as measured by an asymptotic inertial observer. In previous works, we have referred to such systems as having “irrotational” black holes[5, 6]. Perhaps, however, this is not the best terminology as it carries with it the notion of fluid motion which is not appropriate for black holes. From now on, we will refer to such black holes as being “non-spinning”. How do we choose  $\beta_{||}^i$  to yield black holes with no spin? We argued previously[5] that for a binary with orbital angular velocity  $\Omega_0$ , we should choose  $\Omega_r = \Omega_0$ . Also, for spherical excision boundaries, we chose  $\xi_i$  as the flat space rotational Killing vector, projected into the excision surface, that generates a rotation about an axis parallel to the orbital angular momentum vector. We also showed that this condition leads to reasonable results. To leading order this is correct, but again we will show below that it is necessary to modify this choice for the boundary condition in order to produce non-rotating black-hole binaries.

### E. Conformally flat maximally sliced models

So far, we have discussed the approach used to construct binary initial data in rather general terms. We have discussed the conformal thin-sandwich decomposition and the choice of boundary conditions for constrained variables within that formalism. These constrained variables ( $\psi, \beta^i, \tilde{\alpha}$ ) can only be determined after values for the unconstrained variables ( $\tilde{\gamma}_{ij}, \tilde{u}_{ij}, K, \partial_t K$ ) have been chosen. In Sec. IIC, we discussed the interpretation of initial data when the choice  $\partial_t \tilde{\gamma}_{ij} \equiv \tilde{u}_{ij} = 0$  was made. We will use this choice for  $\tilde{u}_{ij}$  in all models constructed below.

We will also make the assumption of *conformal flatness* in all of the models we construct. That is, we will choose  $\tilde{\gamma}_{ij}$  to be a flat metric. This choice impacts upon the physical content of the initial data that we will construct. It is well known that the spatial metric for a relativistic binary system cannot be conformally flat[43], nor can the spatial metric of a stationary spinning black hole[44, 45] or even the metric of a boosted black hole. However, the errors introduced by the assumption of conformal flatness are not “grave”. There are efforts underway to improve the choice of the conformal metric. Some of these efforts involve using an analytic metric obtain from post-Newtonian theory (cf. Ref. [46]). However a more self-consistent approach has been developed by Shibata et al.[47, 48] for the case of neutron-star binaries and it should be possible to adapt this approach to black-hole binaries in the future.

Finally, we choose to use maximal slicing,  $K = \partial_t K = 0$ , in all of the models we construct. Which member of the family of possible maximal slices we choose will depend upon our choice for the boundary condition for the lapse[5]. As a slicing condition, we do not expect this choice to impact significantly upon the physical content of the initial data.

### F. Numerical code

We solve the elliptic equations of the conformal thin-sandwich decomposition using the pseudo-spectral collocation method described in Refs. [5, 49]. As usual with spectral methods (see, e.g. [50]), the solution is expressed as a truncated series of basis-functions, and is represented by a set of expansion coefficients. For appropriate basis-functions, discretization errors decay exponentially with the number of retained basis-functions [50]. The elliptic equations take the form of a set of nonlinear algebraic equations for the expansion coefficients. These algebraic equations are solved with a Newton-Raphson method, where in each step a linear problem is solved via standard Krylov subspace techniques [51] like preconditioned fGMRES [52].

For the binary black hole solutions of this paper, we need to solve elliptic equations in a computational domain with two excised spheres. To do so, the computa-

tional domain is split into smaller subdomains, namely spherical shells and rectangular blocks. A shell is placed around each excision surface and a third shell, using a compactified radial coordinate, extends from some intermediate radius surrounding both holes out to the outer boundary which is typically placed at a radius of  $\sim 10^8$ . The space between is filled by a collection of rectangular blocks.

Further details of the numerical code can be found in Ref. [5]. In particular, Fig. 6 of Ref. [5] displays the convergence of the code for a typical configuration. The calculations below were performed at a resolution comparable to  $N = 60$  in this figure and correspond to discretization errors on the order of  $10^{-5}$  or  $10^{-6}$  for most of the quantities we consider.

### III. COMPUTING THE QUASI-LOCAL SPIN OF A BLACK HOLE

In the previous discussion, we referred to the spin of an individual black hole in a binary system. However, there is no unique, rigorous definition of the spin of a black hole unless it is in isolation and stationary. We can, however, rigorously define the total angular momentum of an initial-data slice as measured by an inertial observer at infinity. Usually referred to as the ADM angular momentum, it can be expressed as

$$J_{(\xi)} = \frac{1}{8\pi} \oint_{\infty} (K_{ij} - \gamma_{ij} K) \xi^j d^2 S^i, \quad (36)$$

where  $\xi^i$  is a Killing vector of  $\gamma_{ij}$ . For asymptotically flat data, we can choose this to be each of the three flat-space rotational Killing vectors in order to determine the three components of the total angular momentum of the system.

Although there is no unique, rigorous definition for the spin of an individual black hole in general, we can estimate the spin based upon a quasi-local definition. There are many different quasi-local definitions for spin[15]. While motivated in different ways, they tend to take on a similar form within a 3 + 1 framework. One of the earliest useful definitions was derived by Brown and York[16]. This same definition was rederived more recently within the *isolated* and *dynamical horizons* framework of Ashtekar and Krishnan[17, 18]. In either case, the quasi-local spin can be expressed as

$$S_{(\xi)} = \frac{1}{8\pi} \oint_S (K_{ij} - \gamma_{ij} K) \xi^j d^2 S^i, \quad (37)$$

where now  $\xi^i$  is a Killing vector of  $h_{ij}$ . We note the remarkable similarity between Eqs. (36) and (37). The main difference between them is that the former is evaluated at infinity while the latter is evaluated on the apparent horizon. For the initial data we are constructing, this will be the excision surface. In terms of the variables

used in the conformal thin-sandwich decomposition, we evaluate the spin as

$$S_{(\xi)} = \frac{1}{16\pi} \oint_S \frac{1}{\tilde{\alpha}} \left[ (\tilde{L}\beta)_{ij} - \tilde{u}_{ij} \right] \xi^j \tilde{s}^i \sqrt{\tilde{h}} d^2x, \quad (38)$$

where we have used the fact that  $\xi^i$  is tangent to the excision surface, i.e.  $\tilde{\gamma}_{ij}\xi^i\tilde{s}^j = 0$ .

The only choice that must be made in evaluating the spin is to choose the Killing vector  $\xi^i$ . The problem is that, in general, an exact Killing vector will not exist. However, there are two reasonable choices that can be made. If our excision surface (apparent horizon) is a coordinate sphere within our flat conformal geometry, then we can choose to approximate  $\xi^i$  by one of the 3 flat-space rotational Killing vectors centered on the excision sphere and projected onto its surface. We will denote these three choices by

$$\xi_{(x)}^i = x_s^j \epsilon^{ixj}, \quad (39a)$$

$$\xi_{(y)}^i = x_s^j \epsilon^{iyj}, \quad (39b)$$

$$\xi_{(z)}^i = x_s^j \epsilon^{izj}, \quad (39c)$$

where we assume Cartesian coordinates and  $\mathbf{x}_s$  is measured relative to the center of the excision sphere.

An alternative is to attempt to solve Killing's equation. Once we have solved the constraint equations and have full initial data, we know  $h_{ij}$ , the physical metric projected onto the excision surface  $\mathcal{S}$ . In Ref.[27], Dreyer et al. outlined a general method for finding the Killing vectors on a closed 2-surface. We give the details of our implementation of this method in Appendix A. Here, we simply note that exact solutions of Killing's equation will not exist in general so what we find are "approximate" Killing vectors.

It is difficult to make a meaningful quantitative measure of how far a given solution deviates from being a true Killing vector. For our purposes, we will attempt to gauge the accuracy of our measured spins by comparison with expected values. For the case of corotating black holes, we know that our boundary condition on  $\beta_{||}^i$  is correct and we know, at least to leading order, what the spin of a corotating black hole should be in a binary. Thus, we can compare our quasi-local definition for the spin of a black hole against an analytic result.

Below, when we discuss the computed quasi-local spin, we will use the following notation for simplicity:

$$\begin{aligned} S_x &: \text{computed using Eq. (39a)} \\ S_y &: \text{computed using Eq. (39b)} \\ S_z &: \text{computed using Eq. (39c)} \\ S_K &: \begin{cases} \text{computed using an approximate} \\ \text{solution of Killing's equation.} \end{cases} \end{aligned} \quad (40)$$

#### IV. COROTATING BINARIES

Although corotation is not considered to be an astrophysically realistic state for black-hole binaries, it is an

important test case because it is the one configuration for black-hole binaries that is compatible with a true helical Killing vector[29, 37, 38]. The thermodynamic relations obtained by Friedman et al.[29],

$$\delta E_{\text{ADM}} = \Omega_0 \delta J_{\text{ADM}} + \sum \kappa_i \delta \mathcal{A}_i, \quad (41)$$

should apply to our conformally-flat data if we had a true helical Killing vector and we assume no local change in entropy. In Eq. (41),  $J_{\text{ADM}}$  is the magnitude of the total ADM angular momentum of the system,  $\kappa_i$  and  $\mathcal{A}_i$  are respectively the surface gravity and area of the Killing horizon of each black hole. Corotating black holes also have a non-vanishing spin and, more importantly, a physically well-defined notion of the rate of rotation. Together, these give us a firm analytic foundation against which we can test our initial data.

Let us first consider the thermodynamic identity in Eq. (41). We are free to define a fundamental length scale for each of our initial-data solutions. We can use this freedom to scale our solutions in an attempt to have it satisfy this identity. Of course, Eq. (41) allows for too much variation for a single length rescaling to guarantee the enforcement of the identity in general. However, we can use the freedom to define a fundamental length scale  $\chi(s)$  along a sequence of initial data to enforce

$$\delta E_{\text{ADM}} = \Omega_0 \delta J_{\text{ADM}}. \quad (42)$$

This approach has been discussed previously[5, 8], but for completeness, we cover it again here.

Using our freedom to define the fundamental length scale  $\chi(s)$  along a sequence we define the dimensionful total energy  $E_{\text{ADM}}(s)$ , total angular momentum  $J_{\text{ADM}}(s)$ , and orbital angular velocity  $\Omega_0(s)$  consistently via,

$$E_{\text{ADM}}(s) \equiv \chi(s)e(s), \quad (43)$$

$$J_{\text{ADM}}(s) \equiv \chi^2(s)j(s), \quad (44)$$

$$\Omega_0(s) \equiv \chi^{-1}(s)\omega(s). \quad (45)$$

Then, to enforce Eq. (42), it is sufficient to determine the change in  $\chi(s)$  between two points on the sequence. This can be done by integrating along the sequence from a point  $s_1$  to another point  $s_2$ . Doing so, we find<sup>1</sup>

$$\chi(s_2) = \chi(s_1) \exp \left\{ - \int_{s_1}^{s_2} \frac{e'(s) - \omega(s)j'(s)}{e(s) - 2\omega(s)j(s)} ds \right\}, \quad (46)$$

where a prime denotes differentiation along the sequence.

Now, if the Komar-mass ansatz is reasonable, then a sequence of initial data with varying separation that satisfies this ansatz should represent a binary in a nearly adiabatic evolutionary sequence of quasi-circular orbits

<sup>1</sup> Note that the similar equation in Ref.[5] contains a factor of 2 error in the denominator of the integrand.

that satisfy Eq. (41). But, having scaled the data to satisfy Eq. (42), the identity in Eq. (41) has been reduced to  $\sum \kappa_i \delta \mathcal{A}_i = 0$ . To leading order,  $\kappa = 1/4M_{\text{irr}}$  for each hole. Together with the definition of the irreducible mass

$$M_{\text{irr}} = \sqrt{\frac{A_{\text{AH}}}{16\pi}}, \quad (47)$$

where  $A_{\text{AH}}$  is the area of the black hole’s apparent horizon, we find  $\kappa \delta \mathcal{A} \approx 8\pi \delta M_{\text{irr}}$  for each black hole. So, if the Komar-mass ansatz is reasonable we should find that  $\sum (\delta M_{\text{irr}})_i \approx 0$  along a sequence of initial-data sets.

The second column of Table I lists the irreducible mass of one corotating black hole as we vary the orbital separation and enforce Eq. (42). Given our excision boundary condition, Eq. (26), the apparent horizon is, at least instantaneously, a Killing horizon. The only deviation we should expect in  $M_{\text{irr}}$  should be due to the fact that we do not have a true helical Killing vector and that the apparent horizon is not part of a global Killing horizon. As we see from the table,  $M_{\text{irr}}$  changes only by about one part in  $10^4$  over the entire sequence of separations. While small, the variations seen in  $M_{\text{irr}}$  are larger than the level of accuracy of the initial data computations and the leading digits of the variation are also above the level of truncation error that result from integrating Eq. (46). Thus, the variation in  $M_{\text{irr}}$  seems to be a true artifact of our approximate helical symmetry. On the other hand, it is quite small and this lends support to the Komar-mass ansatz.

### A. Effective-potential method

Another way of testing the Komar-mass ansatz is to use an independent method for identifying circular orbits. An “effective-potential” method for determining circular orbits from sequences of initial-data sets was outlined in Ref. [9]. This method is motivated by variational techniques, but does not have a rigorous theoretical foundation. Never-the-less, it has been used successfully for black-hole binary initial data[9, 53, 54] and has been shown to agree with the Komar-mass condition in the case of circular orbits for thin shells of collisionless matter[55]. Agreement between the two methods was also demonstrated, within error bars, at the location of the inner-most stable circular orbit of sequences of circular orbits produced using puncture data[56] (which uses different and more simplifying assumptions).

The method is straightforward, but has one significant point of ambiguity. The effective-potential (EP) method identifies circular orbits as configurations with a minima in the binding energy along sequences of configurations where the total angular momentum is held fixed. The ambiguity is associated with the same freedom to define the fundamental length scale mentioned above. In Ref. [9], this ambiguity was resolved by demanding that the mass of each black hole as defined by

TABLE I: The irreducible mass  $M_{\text{irr}}$  of a single black hole in a corotating, non-spinning, and leading-order (LO) non-spinning binary as we vary the coordinate separation  $d$ . The length scale is set so that the ADM mass of the binary at very large separation is 1. Lapse boundary condition (33b) was used for all data.

$d$	$M_{\text{irr}}$		
	Corotation	Non-spinning	“LO” non-spinning
40	0.5000000	0.5000000	0.5000000
35	0.5000001	0.5000001	0.4999988
30	0.5000002	0.5000002	0.4999966
25	0.5000005	0.5000005	0.4999902
20	0.5000010	0.5000011	0.4999727
19	0.5000013	0.5000014	0.4999659
18	0.5000016	0.5000017	0.4999568
17	0.5000020	0.5000021	0.4999446
16	0.5000025	0.5000026	0.4999281
15	0.5000032	0.5000033	0.4999050
14.5	0.5000037	0.5000037	0.4998901
14	0.5000042	0.5000042	0.4998721
13.5	0.5000048	0.5000048	0.4998504
13	0.5000056	0.5000055	0.4998238
12.5	0.5000065	0.5000064	0.4997911
12	0.5000076	0.5000074	0.4997504
11.5	0.5000090	0.5000086	0.4996992
11	0.5000107	0.5000102	0.4996340
10.5	0.5000129	0.5000120	0.4995498
10	0.5000157	0.5000144	0.4994393
9.5	0.5000193	0.5000173	0.4992918
9	0.5000240	0.5000211	0.4990908
8.5	0.5000308	0.5000259	0.4988091
8	0.5000401	0.5000330	0.4984008
7.5	0.5000529	0.5000423	0.4977815
7	0.5000702	0.5000546	0.4967842

the Christodoulou formula[57] be held constant along sequences of configurations.

The Christodoulou formula

$$M^2 = M_{\text{irr}}^2 + \frac{S^2}{4M_{\text{irr}}^2}, \quad (48)$$

includes the spin of the black hole which adds another level of complication. The EP method was originally applied only to configurations in which the direction and magnitude of the spin was also held constant along sequences of configurations. With this restriction, holding the Christodoulou mass  $M$  constant was equivalent to holding the irreducible mass  $M_{\text{irr}}$  constant. Furthermore, with this restriction on the spin, finding minima of the binding energy was equivalent to finding minima of the ADM energy.

However, when we consider sequences of corotating binaries, the magnitude of the spins of the black holes are no longer held constant and we must reconsider how we will fix the mass freedom. From Friedman et al.[29] and the results shown above, it seems clear that we should hold the irreducible mass (or the area of the apparent horizon) fixed along sequences of configurations. We will



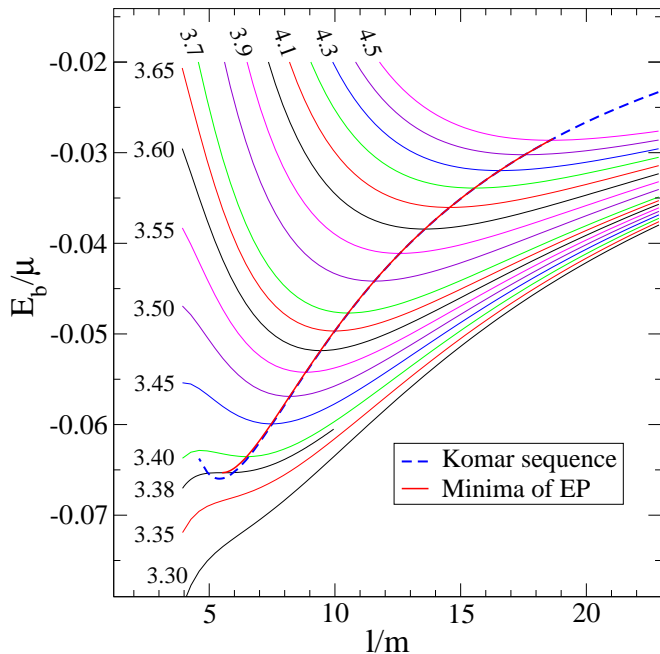


FIG. 1: Effective potential (EP) curves  $E_b/\mu$  for corotating black holes vs. separation  $\ell/m$ . These curves are labeled by the orbital angular momentum  $J/\mu m$  which is kept constant along each curve. The thick red line connecting the minima of the EP-curves represents circular orbits; it terminates at the innermost stable circular orbit at the inflection point in the EP-curve at  $J/\mu m = 3.38$ . Also plotted as a dashed blue line is the sequence of circular orbits determined by the Komar-mass ansatz.

define the total mass  $m$  and reduced mass  $\mu$  as

$$m \equiv M_{\text{irr1}} + M_{\text{irr2}}, \quad (49)$$

$$\mu \equiv \frac{M_{\text{irr1}} M_{\text{irr2}}}{m}, \quad (50)$$

and then the binding energy  $E_b$  by

$$E_b \equiv E_{\text{ADM}} - m. \quad (51)$$

With this definition of the binding energy, minima of the binding energy and the ADM energy agree for corotating configurations as well as for sequences with the spins held fixed (so long as we also hold the individual irreducible masses fixed).

We will, therefore, adopt the following functional definition for the EP method. We will take as configurations with circular orbits, those initial data configurations that have a minimum of the ADM (or binding) energy along sequences of configurations where the total angular momentum, irreducible masses of the black holes, and direction of the black holes spins are held fixed. This definition is sufficient to handle both corotating and non-rotating black-hole binaries. The case of black-holes with arbitrary spin will be considered in future investigations.

Figure 1 is a plot of the dimensionless binding energy  $E_b/\mu$  as a function of the dimensionless proper separation  $\ell/m$  between the apparent horizons for equal-mass

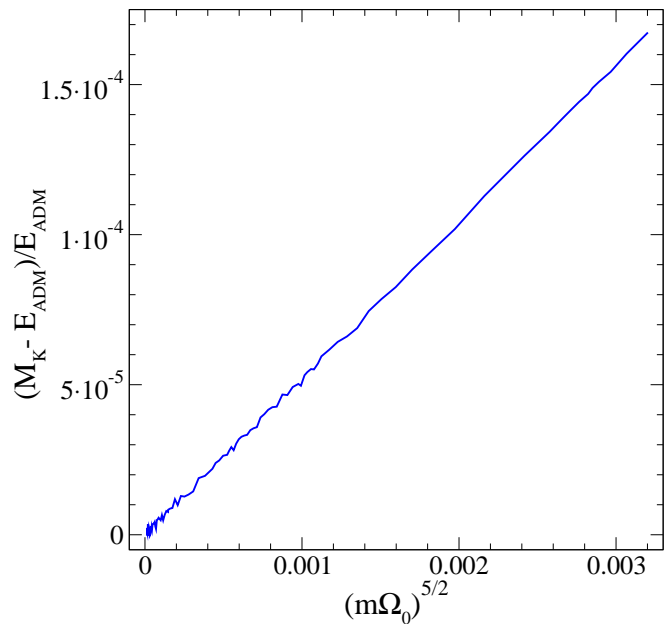


FIG. 2: Violation of the Komar-mass condition when the effective potential method is used to determine the sequence of circular orbits. Here, corotating equal-mass binaries are considered.  $m\Omega_0$  denotes the orbital angular frequency, so that large separations correspond to small values of  $m\Omega_0$ .

corotating black holes. Each line of constant total angular momentum  $J/\mu m$  is an “EP curve” and the local minimum of that curve represents the circular-orbit configuration having that value of the total angular momentum. Passing through the set of minima, and plotted with a solid line, is the EP sequence of circular orbits. At small separations, this sequence terminates at the inflection point on the first EP curve that does not contain a local minimum. This is the short EP curve having  $J/\mu m \approx 3.38$ . The inflection point in the EP curves marks the termination of stable circular orbits and the configuration at the point is referred to as the “innermost stable circular orbit” (ISCO) configuration. Also plotted in this figure with a dashed line is the sequence of circular orbits as defined by the Komar-mass ansatz. For a Komar sequence, the ISCO configuration is defined as the model with the minimum binding energy. Notice that the Komar and EP sequences are nearly coincident except for the regime near the ISCO.

A more quantitative comparison of the sequences obtained via the Komar-mass ansatz and the EP method is found by examining the error in the Komar-mass condition for circular orbits along a sequence of such orbits defined by the EP method. Figure 2 plots this error,  $M_K - E_{\text{ADM}}$ , scaled relative to the ADM energy versus the  $5/2$ -power of the dimensionless orbital angular velocity  $m\Omega_0$ . Interestingly, we see that the relative error is nearly linear in  $(m\Omega_0)^{5/2}$ . We see that the deviation is quite small, even at the ISCO near  $(m\Omega_0)^{5/2} \sim 0.0032$ , where the error is roughly 0.015%. From the jaggedness

of the curve at large separations (small  $m\Omega_0$ ), it is evident that the errors are nearing the level of truncation error for the measurement of the energies. However, the measured deviation is clearly physical, not numerical.

We see that the Komar-mass condition and the EP method appear to agree to a very high degree in determining configurations with circular orbits. But, there is a measurable difference. As a final comparison, we can rescale the sequence of circular orbits defined by the EP method so as to satisfy Eq. (42) just as was done for the sequence defined by the Komar-mass condition. When we examine the variation of  $M_{\text{irr}}$  along the rescaled EP sequence, we find the largest deviations are more than a factor of 100 smaller than those seen in the sequences defined by the Komar-mass condition displayed in Table I. This level of variability is consistent with the level of truncation error in the numerics. Thus, to the numerical precision of the calculations, we find that the sequence of corotating equal-mass binaries in circular orbits defined by the EP method satisfies the thermodynamic identity of Eq. (41).

## B. Spin

Another reason for considering corotating binaries is that we want to calibrate our techniques for computing the quasi-local spin of a black hole, and corotating binaries have a physically well-defined notion of the rate of rotation of each black hole. From a Newtonian perspective, a corotating binary has the rotational angular velocities of the individual objects equal to the orbital angular velocity. But, this is a non-local statement and, as such, is not well defined in the context of general relativity. A relativistically reasonable notion of corotation might be to connect the rate of rotation of one black hole with the local rate of rotation of tidal perturbations due to the orbit of its companion.

We begin by first computing the spin of each black hole as a function of the orbital angular velocity  $\Omega_0$  along a sequence of circular orbits that satisfy the Komar-mass condition. In Fig. 3, we plot the quasi-local spin as computed by Eq. (38) for the three lapse boundary conditions listed in Eqs. (33) and for the cases where  $\xi^i$  is defined via the flat-space Killing vectors or via an approximate Killing vector as described in Sec. III. When computed using the flat-space Killing vectors as defined by Eqs. (39), we note that  $S_x$  and  $S_y$  vanish to roundoff error. We see that all cases show very close agreement for the spin of the black holes. Also, recall that we expect our results to be largely independent of the choice of the lapse boundary conditions and plot the results from different lapse boundary conditions to confirm this conjecture.

While the various measures of the spin agree well, we have yet to determine if the magnitude of the spin is correct. To do so, we first note that the spin of a Kerr black-hole,  $S_{\text{Kerr}}$ , is given in terms of its irreducible mass  $M_{\text{irr}}$  and the rotational angular frequency of its horizon,

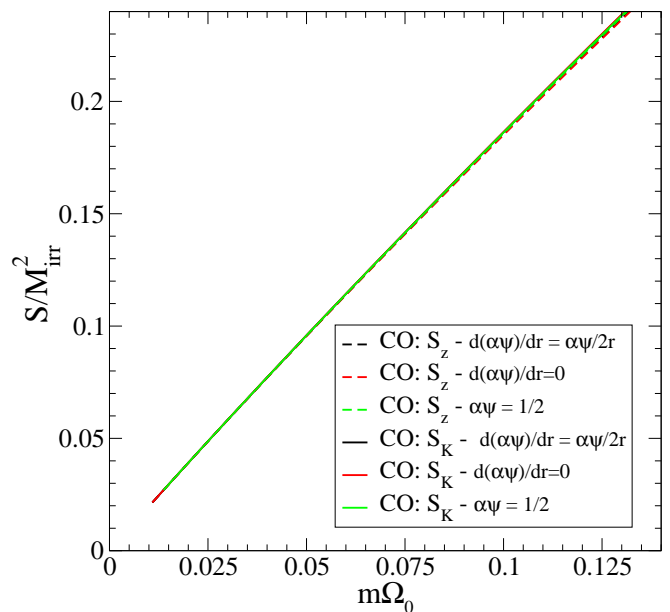


FIG. 3: Quasi-local spin  $S/M_{\text{irr}}^2$  of a black hole in a corotating equal-mass (CO) binary along the sequence of circular orbits (parameterized by the orbital angular velocity  $m\Omega_0$ ).  $S_z$  and  $S_K$  are defined in Eq. (40). Results are given for sequences with three different lapse boundary conditions.

$\Omega_B$ , by

$$S_{\text{Kerr}}(M_{\text{irr}}, \Omega_B) = \frac{4M_{\text{irr}}^3 \Omega_B}{\sqrt{1 - 4(M_{\text{irr}} \Omega_B)^2}}. \quad (52)$$

So, if we know the rotational angular frequency of the black hole's horizon, then we can check how well  $S_z$  and  $S_K$  satisfy Eq. (52). Conversely, by inverting Eq. (52) we can estimate the angular velocity  $\Omega_B$  of the black hole in our numerical initial data from the measured quasi-local spins. It will be convenient to express this as

$$\frac{\Omega_B}{\Omega_0} = \frac{m}{M_{\text{irr}}} \frac{1}{m\Omega_0} \frac{S/M_{\text{irr}}^2}{4\sqrt{1 + \frac{1}{4}(S/M_{\text{irr}}^2)^2}}. \quad (53)$$

In Ref. [5], we assumed that the rotational angular velocity of the black holes in a corotating binary was equal to the orbital angular velocity  $\Omega_B = \Omega_0$ . We will refer to this assumption as the “leading-order” estimate. The lower six lines of Fig. 4 display the relative error between the measured quasi-local spin and the spin of a Kerr black hole, Eq. (52), with the same irreducible mass and with  $\Omega_B = \Omega_0$ . We see that the quasi-local spin estimate derived from the approximate Killing vectors is slightly better than the estimates based on the flat-space Killing vectors. Furthermore, the variation due to the lapse boundary condition is smaller for the approximate Killing vector cases. In all cases, the relative error is smaller than about 8% up to the ISCO which occurs near  $m\Omega_0 \approx 0.1$ , a quite large disagreement.

In order to make a better estimate of the error in the quasi-local spin measurements, we need a better estimate

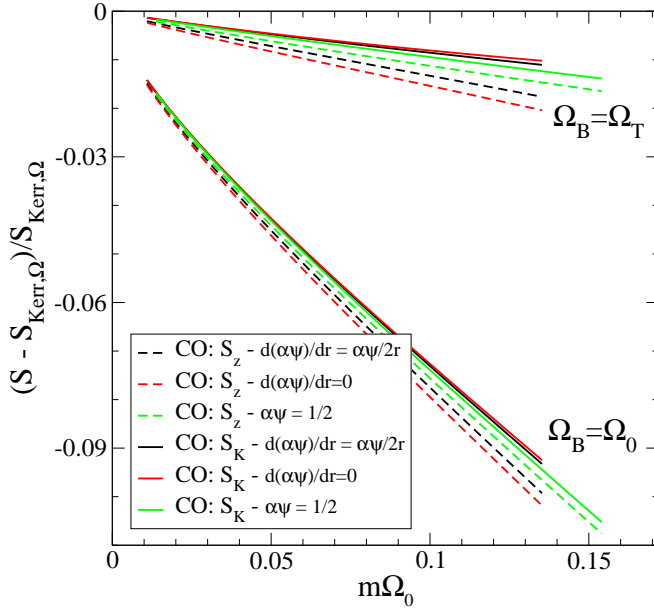


FIG. 4: Difference between the quasi-local spin of a black hole in a corotating (CO) binary and the result of the Kerr-formula Eq. (52). For the lower set of six lines ( $\Omega_B = \Omega_0$ ), the rotation rate of the black hole is simply taken to be equal to the orbital angular velocity. For the upper set of six lines ( $\Omega_B = \Omega_T$ ), the rotation rate is taken to be equal to that of the tidal field of the companion hole as measured in the LARF. Each set of six lines corresponds to the cases plotted in Fig. 3.

of the correct spin value. To improve on this estimate we note that Alvi[58] has computed the leading order correction to the rotation rate  $\Omega_T$  of the tidal field of a companion star as measured in the local asymptotic rest frame (LARF)[59] of a black hole

$$\Omega_T = \Omega_0 \left[ 1 - \eta \frac{m}{b} + \mathcal{O}\left(\frac{m}{b}\right)^{3/2} \right], \quad (54)$$

where  $\eta \equiv \mu/m$  and  $b$  is the separation of the black holes in harmonic coordinates. We can express this in a gauge independent way using a post-Newtonian expansion for  $b/m$  obtained for circular orbits[60]

$$\frac{m}{b} = (m\Omega_0)^{2/3} \left[ 1 + \left(1 - \frac{1}{3}\eta\right)(m\Omega_0)^{2/3} + \mathcal{O}(m\Omega_0) \right]. \quad (55)$$

Substituting, we find

$$\begin{aligned} \frac{\Omega_T}{\Omega_0} &= 1 - \eta(m\Omega_0)^{2/3} + \Lambda(m\Omega_0) \\ &\quad - \left[ \eta\left(1 - \frac{1}{3}\eta\right) - \Gamma \right] (m\Omega_0)^{4/3} + \mathcal{O}(m\Omega_0)^{5/3}, \end{aligned} \quad (56)$$

where  $\Lambda$  and  $\Gamma$  are functions of  $\eta$  coming from the unknown terms of order  $(m/b)^{3/2}$  and  $(m/b)^2$  respectively in Eq. (54). The leading order error term in Eq. (55), which includes spin-orbit coupling terms, contributes to the term of order  $(m\Omega_0)^2$  in Eq. (56). We now make

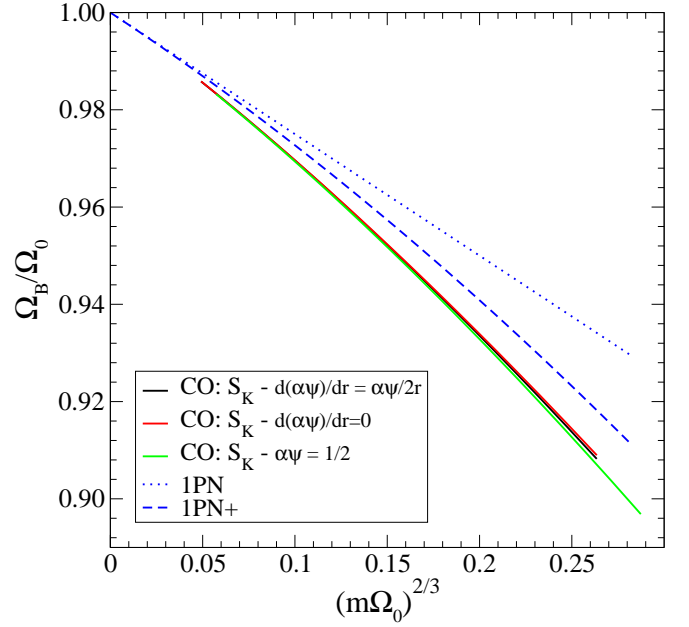


FIG. 5: Ratio of the rotational angular velocity  $\Omega_B$  of a black hole, as determined from the quasi-local spin  $S_K$ , to the orbital angular velocity of the binary along the corotating (CO) sequence. The dotted line (labeled 1PN) represents the leading order correction to the analytic estimate of the ratio. The dashed line (labeled 1PN+) shows the higher order correction of Eq. (56) with  $\Lambda = \Gamma = 0$ . Numerical results are given for three different lapse boundary conditions.

the physical assumption that  $\Omega_T$  represents the angular velocity  $\Omega_B$  at which a black hole should rotate in its LARF in order to be in corotation. This assumption improves the agreement with the Kerr-formula dramatically, as shown by the upper set of six lines in Fig. 4.

Figure 5 shows, from a different perspective, the improvement obtained by using Alvi's result. From Eq. (53), we obtain the expected value of  $\Omega_B/\Omega_0$  from the initial data, *assuming* the Kerr-formula is exactly satisfied. In Fig. 5, we show this expected value for  $\Omega_B/\Omega_0$  for each of the three lapse boundary conditions and compare these to  $\Omega_T/\Omega_0$  from Eq. (56). The dotted line labeled 1PN includes only the leading-order correction to  $\Omega_T/\Omega_0$ . Since we are plotting the ratio against  $(m\Omega_0)^{2/3}$ , this line is linear. The dashed line labeled 1PN+ shows the full analytic estimate assuming the unknown coefficients  $\Lambda = \Gamma = 0$ . For our equal-mass binaries,  $\eta = 1/4$ .

We see that the analytic estimate for the rotation rate is in reasonably good agreement with the numerical results. In fact, the difference between them is nearly linear in  $m\Omega_0$  and is well fit by setting  $\Lambda \sim -0.085$  (for the equal-mass case of  $\eta = 1/4$  and  $\Gamma = 0$ ). It would be quite interesting to determine the next term in the rate of rotation of the tidal field given in Eq. (54) since this term would fix  $\Lambda$ . We should note, however, that we cannot expect our estimates of the spin to agree perfectly with the higher-order analytic estimates of the black-hole ro-

tation rate for corotation. There are two reasons for this. One is that our initial data is conformally flat. In Ref.[5], we examined the case of a single rotating, conformally-flat black hole. Maximum rotation in a corotating binary occurs at ISCO where the rotational angular velocity has a value of  $M_{\text{irr}}\Omega_B \sim 0.05$ . At this rate of spin, we expect the approximation of conformal flatness to introduce an error of about 0.02%. The second source of error is the quasi-local estimate of the spin itself which has some *a priori* unknown level of uncertainty. We show a rough indication of the current level of uncertainty in Fig. 4. In the top six lines, we again plot the relative error of the quasi-local spins, but now plotting the error relative to the Kerr spin based on the tidal rotation rate given by Eq. (56) with  $\Lambda = \Gamma = 0$

We see that at ISCO ( $m\Omega_0 \sim 0.1$ ), the relative errors for the spins computed using an approximate Killing vector are all less than 1%, but significantly larger than the 0.02% error caused by the assumption of conformal flatness. Unfortunately, we cannot determine whether this remaining error is due to the inherent uncertainty of our quasi-local measure of the spin or to the unknown value of  $\Lambda$  (and higher-order terms). The only thing that we can conclude is that the uncertainty in the spin based on comparing the two different approaches to compute the spin is of the order of 1%, and is about 0.5% based on the uncertainty introduced by the different lapse boundary conditions. Both are of the same order as the total error which is remarkably small and gives us considerable confidence in our quasi-local spin measure.

## V. NON-SPINNING BINARIES

In order to model non-spinning binaries, we must choose an appropriate non-vanishing excision boundary condition on  $\beta_{\parallel}^i$ . Since our models are set up so that the orbital angular momentum is pointed in the positive  $z$  direction, we choose the boundary condition on  $\beta_{\parallel}^i$  via Eq. (32) and set  $\xi^i = \xi_{(z)}^i$ , the flat-space Killing vector of Eq. (39c). This choice for  $\xi^i$  is appropriate because we have a spherical excision surface in a flat conformal geometry, so  $\xi_{(z)}^i$  is a conformal Killing vector of the physical induced metric on the excision surface. The only freedom remaining in the boundary condition is the magnitude of  $\Omega_r$ .

### A. Leading-order approximation: $\Omega_r = \Omega_0$

In Ref. [5], it was argued that, at least to leading order, the correct choice for non-spinning black holes was to choose  $\Omega_r$  to be equal to the orbital angular velocity,  $\Omega_r = \Omega_0$ . The numerical results were in good agreement with post-Newtonian estimates for sequences of equal-mass non-spinning binaries in circular orbits and with post-Newtonian estimates for the location of the ISCO. In this section, we revisit this argument with the new

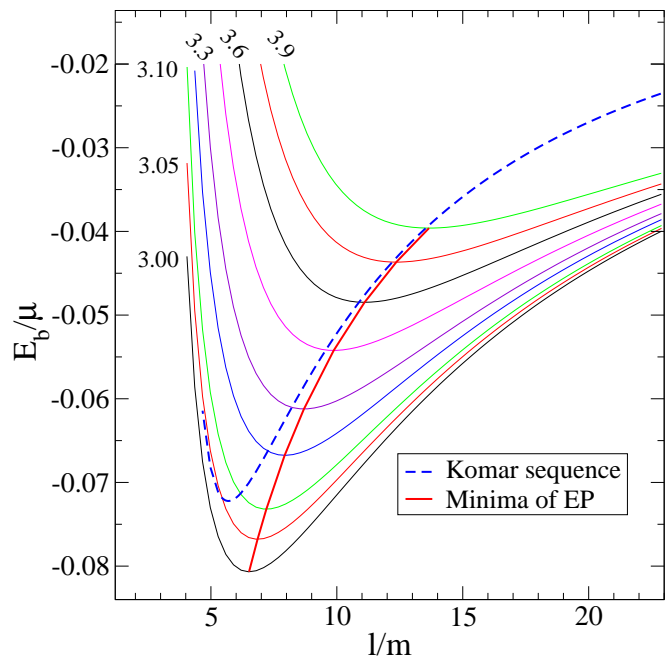


FIG. 6: EP curves  $E_b/\mu$  for equal-mass “leading-order” non-spinning binaries ( $\Omega_r = \Omega_0$ ) plotted vs. separation  $\ell/m$ . These curves are labeled by the value of  $J/\mu m$  along each curve. Also plotted are the line connecting the minima of the EP-curves, as well as the sequence of circular orbits as determined by the Komar-mass ansatz. The Komar-mass ansatz and the effective potential method clearly disagree.

diagnostic tools presented earlier in this paper, in particular, effective potential plots and quasi-local measures of the spin.

Figure 6 displays several EP curves for the leading-order (i.e.  $\Omega_r = \Omega_0$ ) non-spinning binaries where the total angular momentum is held fixed. It is immediately clear that the sequence of circular orbits determined by the Komar-mass condition does not intersect the minima of the EP curves. Furthermore, there does not appear to be an inflection point in the EP curves anywhere near the minimum of the Komar sequence of circular orbits. This clearly indicates that a problem of some kind exists.

The source of the problem is made clear by examining the quasi-local spins of black holes in our leading-order non-spinning models. The inset of Fig. 7 shows the magnitude of the spin on one of the black holes in the leading-order non-spinning equal-mass binary as a function of the orbital angular velocity. As in the corotating case, the  $x$  and  $y$  components of the spin vanish to roundoff error and we see that the  $z$  component of the spin computed using flat-space Killing vectors agrees well with the magnitude of the spin computed using an approximate Killing vector. But, it is clear that the magnitude of the spin is not zero. To get a better understanding of whether or not this magnitude of spin is small, Fig. 7 also compares this spin with the spin of a Kerr black hole having a rotational angular velocity equal to the binary’s orbital angular velocity. Essentially, this is a measure of the magnitude of



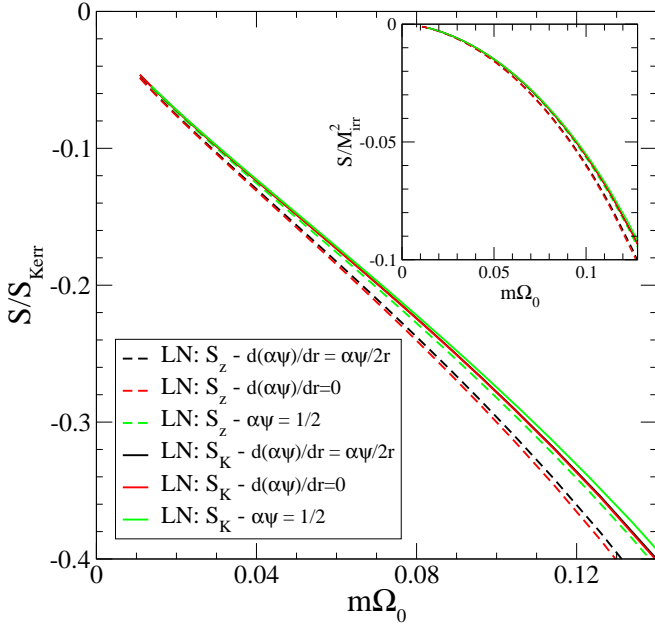


FIG. 7: Quasi-local spin of the “leading order” non-spinning (LN) binaries (as shown in Fig. 6) plotted vs. orbital angular velocity. The inset displays the dimensionless spin value  $S/M_{\text{irr}}^2$ . The main figure displays the magnitude of the spin relative to the spin of a Kerr black hole with  $\Omega_B = \Omega_0$ . The residual spin is quite large.

the spin relative to the corresponding corotating case.

We see that the spin for the leading-order non-spinning equal-mass binaries can be as large as 30% of the corotation spin at ISCO. This is clearly a significant deviation from the desired non-spinning configuration we wish to model.

Another indication that there is an error in the leading-order non-spinning equal-mass binaries is found in examining how well the sequence of leading-order non-spinning circular orbits agrees with the thermodynamic identity of Eq. (41). In Table I, we show the results for sequences of circular orbits constructed using the Komar-mass condition. The last column shows the results for leading-order non-spinning binaries. We find the disturbing result that the irreducible mass decreases as the binary evolves to smaller radii. More importantly, comparing this variation to that seen in the second column, we find that the size of the variation in  $M_{\text{irr}}$  for the leading-order non-spinning case is roughly 20 times larger than that seen in the corotating case (see also Fig. 9 of Ref. [5]). Of course, the thermodynamic identity was derived for corotating binaries, not non-spinning binaries so we shouldn’t be surprised that it is not satisfied in this case, and by itself, this failure is not too worrisome. However, the combined evidence in this section, in particular Figures 6 and 7, makes it clear that the leading order approximation  $\Omega_r = \Omega_0$  is not satisfactory. Since we can now evaluate the quasi-local spin, we no longer have to choose  $\Omega_r$  by some *ad hoc* prescription – instead, we can simply

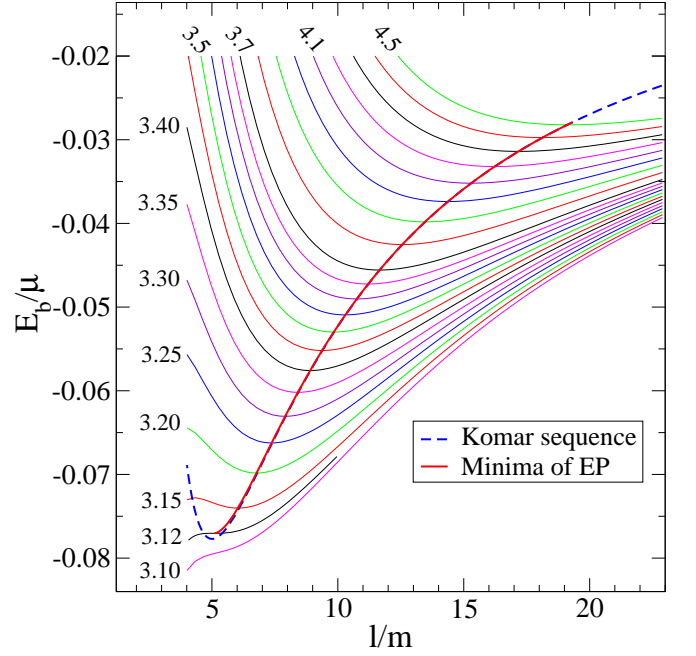


FIG. 8: EP curves  $E_b/\mu$  for “true” non-spinning black holes vs. separation  $\ell/m$ . The curves are labeled by the orbital angular momentum  $J/\mu m$  which is kept constant along each curve. The thick red line connecting the minima of the EP-curves represents circular orbits, and terminates at the innermost stable circular orbit at the inflection point in the EP-curve at  $J/\mu m = 3.12$ . Also plotted as a dashed blue line is the sequence of circular orbits as determined by the Komar-mass ansatz.

choose it such that the quasi-local spin vanishes. This approach will be explored in the following section.

## B. Correct approach for non-spinning binaries

To correctly model non-spinning black-hole binaries, we need to choose  $\Omega_r$  so that the quasi-local measure of the spin vanishes,  $S_K = 0$ . This will involve root-finding, i.e., the constraints will have to be solved for different values  $\Omega_r$  until the solution satisfies  $S_K = 0$ . Since the correct value of  $\Omega_r$  for non-spinning black holes will be close to  $\Omega_0$ , we define a rotation fraction  $f_r$  as

$$\Omega_r = f_r \Omega_0. \quad (57)$$

While the definition of  $f_r$  mirrors Eq. (56) from our comparison with post-Newtonian results, we note that those post-Newtonian results do *not* enter the construction of non-spinning binary black hole initial data. In practice, we determine  $f_r$  so that the quasi-local spin based on the approximate Killing vector vanishes to about one part in  $10^8$  or better.

In Fig. 8 we first plot the EP curves for “true” non-spinning equal-mass black-hole binaries. The solid line passing through the minima of the EP curves is the sequence of circular orbits as defined by the EP method.

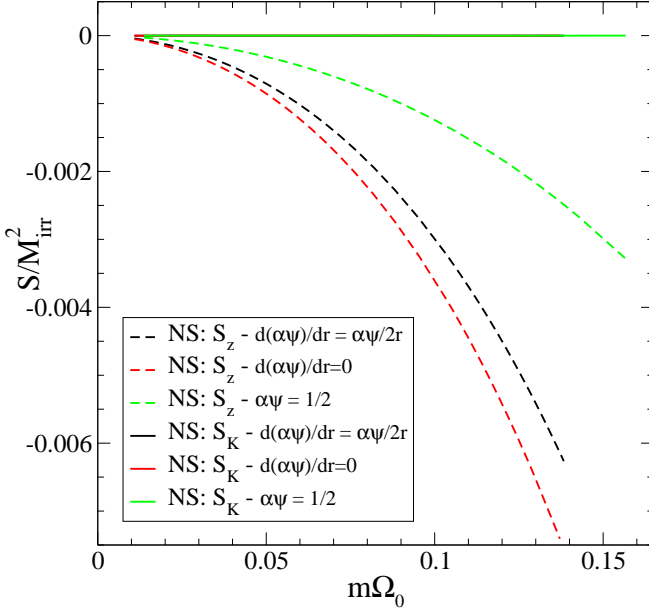


FIG. 9: Quasi-local spin for a “true” non-spinning (NS) black hole in an equal-mass binary along the sequence of circular orbits, parametrized by the orbital angular velocity. The same six cases are plotted as in the inset of Fig. (7). Note that here  $S_K = 0$  by construction.

This sequence terminates at small  $\ell/m$  at the ISCO which is defined by the occurrence of an inflection point in an EP curve. Finally, plotted as a dashed line in this figure is the sequence of circular orbits as defined by the Komar-mass condition. It is immediately apparent that the EP curves have the correct qualitative behavior and that the Komar sequence of circular orbits, drawn as a dashed line, passes very close to the minima of the EP curves everywhere except near the ISCO.

In Fig. 9, we plot the value of the quasi-local spin of one black hole in an equal-mass binary as a function of the orbital angular velocity. The sequences are circular orbits defined by the Komar-mass condition and we include plots of the three different lapse boundary conditions for both definitions of the spin. By construction, the quasi-local spin defined by the approximate Killing vector is zero,  $S_K = 0$ . However, the quasi-local spin defined by the flat-space Killing vector ( $S_z$ ) is not necessarily zero and is a rough measure of the uncertainty in our definition of the spin. For separations larger than ISCO, we see that, in terms of  $S_z$ , the spin does not exceed 0.4% of maximal rotation.

In Fig. 10, we plot the value of the rotation fraction  $f_r = \Omega_r/\Omega_0$  as a function of  $(m\Omega_0)^{2/3}$ . To leading order, we expected  $f_r = 1$  and that to model non-rotating black holes, we needed to set the excision boundary conditions on  $\beta_{||}^i$  so as to “unrotate” the black hole from the case of corotation when  $\beta_{||}^i = 0$ . We might then expect that at higher order we would find  $f_r = \Omega_B/\Omega_0 \approx \Omega_T/\Omega_0$ . However, comparing  $f_r$  in Fig. 10 to  $\Omega_B/\Omega_0$  in Fig. 5 we see

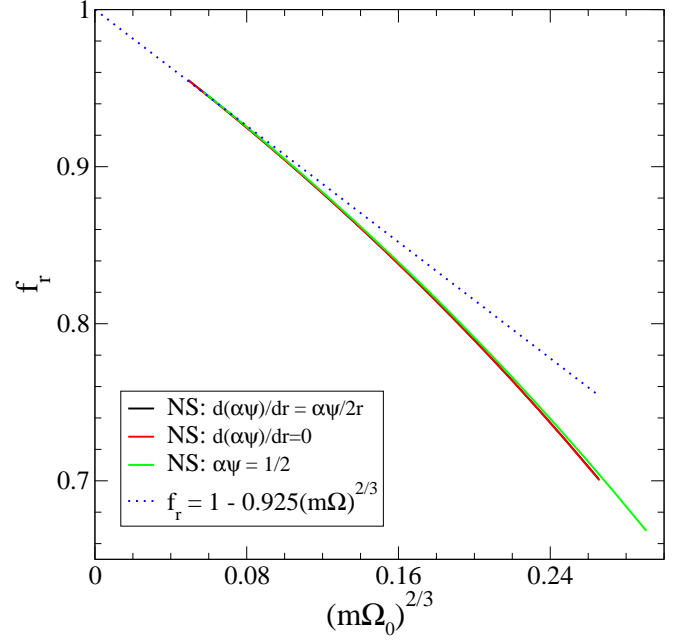


FIG. 10: Rotation parameter  $f_r = \Omega_r/\Omega_0$  along the sequence of non-spinning (NS) black holes, parametrized by the 2/3-power of the orbital angular velocity. The dotted line plots the fit to  $f_r$  through the term of order  $(m\Omega_0)^{2/3}$ .

that  $f_r$  is significantly smaller. In terms of the previous physical interpretation of the excision boundary conditions for non-spinning holes, this implies that we need to “unrotate” the black hole by less than the corotation rate. Currently, we do not have a theoretical interpretation for the value of  $f_r$  seen in Fig. 10. If we assume that an expansion in terms of  $m\Omega_0$  takes the same functional form as  $\Omega_T/\Omega_0$  in Eq. (56), we find that  $f_r$  is well fit by

$$f_r = 1 - 0.925(m\Omega_0)^{2/3} + 0.36(m\Omega_0) - 1.4(m\Omega_0)^{4/3}. \quad (58)$$

We note, however, that  $f_r$  can also be well fit by a function that includes a term of order  $(m\Omega_0)^{1/3}$ .

### C. Results for non-spinning binaries

In Ref. [5], we carefully examined the case of equal-mass non-spinning binaries, but the initial-data sets were constructed using the method for defining non-spinning black holes that is correct only to leading order. Because our improved approach does yield a different spin for the resulting black holes, we reexamine the physical content of these configurations. In the previous section, we computed the sequence of circular orbits for truly non-spinning binaries (cf. Fig. 8). In Figs. 11–13, we plot parameters along the sequence of non-spinning binaries defined using the Komar-mass condition. In each case, we compare our initial-data sequences to the effective one body (EOB) post-Newtonian results[5, 10] at first, second, and third post-Newtonian order, to the results of an

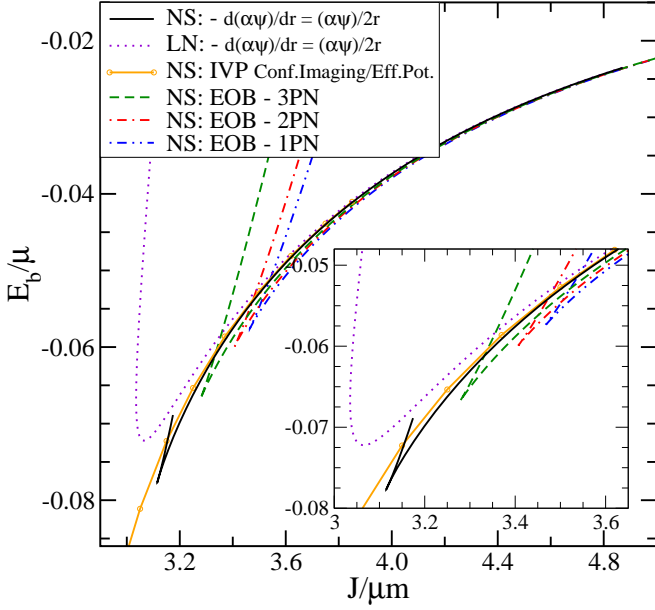


FIG. 11: Binding energy vs. total angular momentum along the sequence of *non-spinning* (NS) equal-mass black holes (as defined by the Komar-mass condition). For comparison, the leading-order non-spinning (LN) results from our earlier work [5] are included, as well as results from Refs. [9, 10].

earlier initial-data method[9], and to the results based on the leading-order method of defining non-spinning black holes. While the difference between our improved numerical results and those based on the leading-order method are not dramatic, they do become significant at small separations.

The most remarkable change produced by the improved method is seen in Fig. 11 which plots the dimensionless binding energy as a function of the dimensionless total angular momentum. Using the leading-order method, the sequence did not approximate a cusp at the ISCO as we would have expected. However the improved data clearly approximates a cusp. In Ref.[5], we pointed out that we did not understand why our non-spinning data lacked this feature. We now understand that the approximate cusp is a necessary feature of a sequence that is in good agreement with the EP method. This can be seen by looking at Figs. 6 and 8 and considering the behavior near the inflection point of Fig. 8 that defines the ISCO for the EP method. In fact, a sequence of circular orbits defined by the EP method necessarily has the minima in  $E_b/\mu$  and  $J/\mu m$  coincide, resulting in an exact cusp in the sequence at ISCO.

We can also reexamine how well the improved non-spinning data agrees with the thermodynamic identity of Eq. (41). The third column of Table I shows  $M_{\text{irr}}$  along a sequence of non-spinning equal-mass binaries in circular orbit constructed using the Komar-mass condition. Comparing to the results of the second column for the corresponding case of corotation, we see that the new approach for defining non-spinning binaries yields results

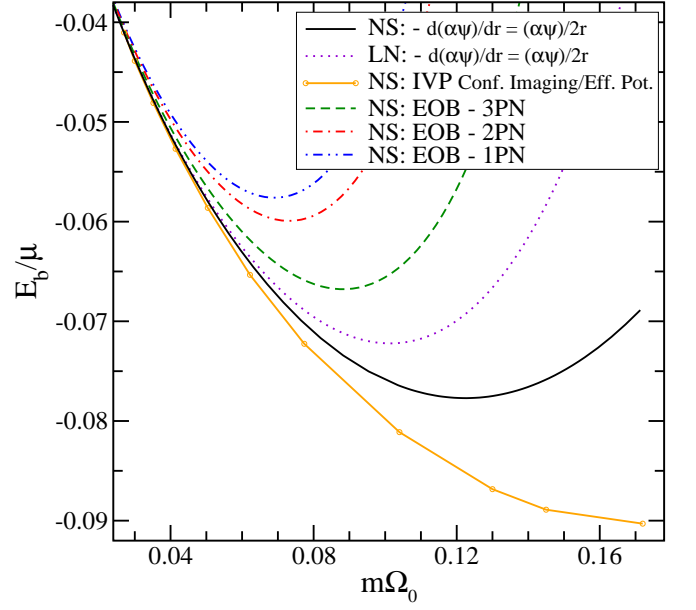


FIG. 12: Binding energy vs. orbital frequency along the sequence of *non-spinning* (NS) equal-mass black holes (as defined by the Komar-mass condition). Lines are labeled as in Fig. 11.

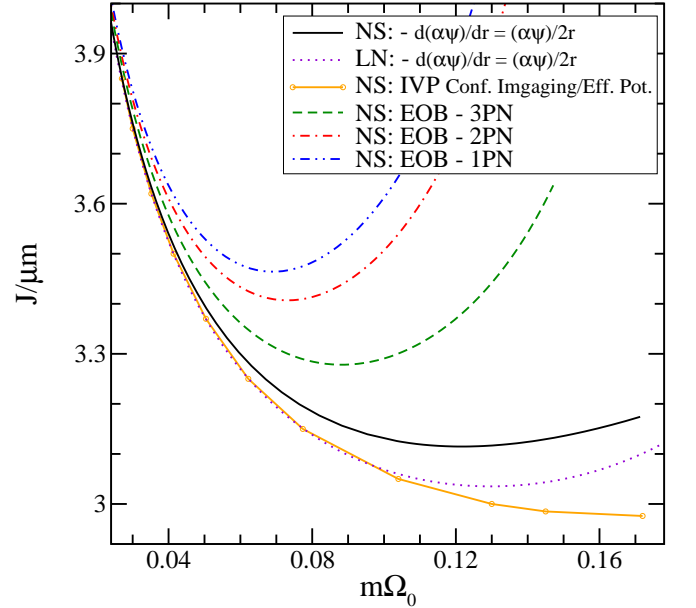


FIG. 13: Total angular momentum vs. orbital frequency along the sequence of *non-spinning* (NS) equal-mass black holes (as defined by the Komar-mass condition). Lines are labeled as in Fig. 11.

that are comparable in magnitude. Also, the variation in  $M_{\text{irr}}$  is much smaller than those seen in leading-order non-spinning data of the last column.

Finally, it is interesting to reconsider the sequence of non-spinning circular orbits constructed by the EP method. Recalling that an exact stationary solution of

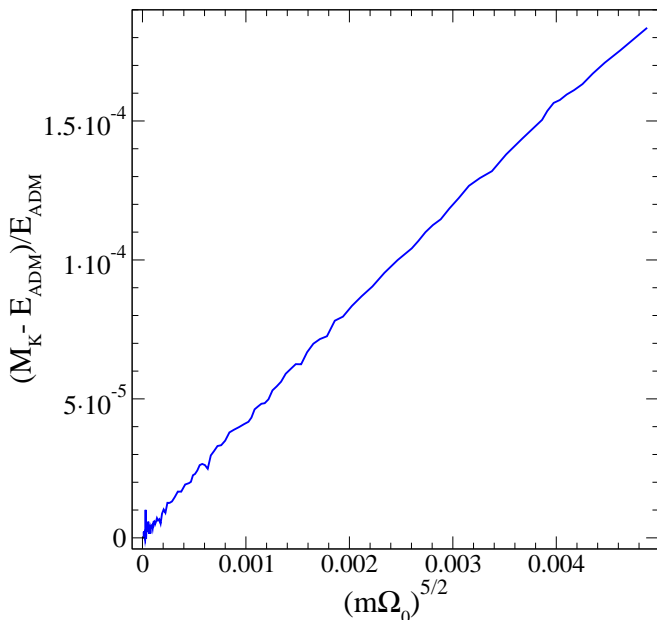


FIG. 14: Violation of the Komar-mass condition when the effective potential method is used to determine the sequence of circular orbits. Here, *non-spinning* (NS) equal-mass binaries are considered, and the sequence is parametrized by the orbital angular momentum.

Einstein’s equations for a black-hole binary can only be found if the black holes are in corotation, we should examine again how well the Komar-mass condition and the EP method agree in their predictions of circular orbits. From Fig. 8, we see that the sequences of circular orbits defined by the two methods nearly coincide except for the regime near the ISCO. For a more quantitative comparison, we can again examine the relative error in the Komar-mass condition. Figure 14 displays this error for the case of non-spinning equal-mass binaries plotted against the dimensionless orbital angular velocity. The magnitude of the relative error is comparable to that of the corotating case plotted in Fig. 2.

We have also examined how well the sequence of non-spinning circular orbits constructed by the EP method agrees with the thermodynamic identity of Eq. (41). As with the corotating case, we use the freedom to define the fundamental length scale along the sequence to enforce Eq. (42). Then the deviation in  $M_{\text{irr}}$  along the sequence is a measure of how well the thermodynamic identity is satisfied. As with the case of corotation, we find that the variation in the mass is smaller along the EP sequence than in the Komar-mass sequence. However, the variations are *not* as small as seen in the corotating EP sequence. While the variation in the corotating EP sequence were consistent with truncation error, the variations in the non-spinning EP sequence are consistently larger by a factor of about five and the increase in the mass appears to be systematic and significant.

This result should not be surprising since the ther-

modynamic identity (41) we are testing has only been defined for the case of corotating binaries. What is remarkable is that this identity is satisfied so well for the case of non-spinning black holes.

## VI. DISCUSSION

Our purpose in this paper has been to explore the spins of black holes in equal-mass binaries in order to verify that the corotating and non-spinning cases were being modeled correctly, and also to explore the assumptions being used to identify configurations that are in circular orbits. In the process of doing this, we have discovered that the assumptions made in the first attempt to construct non-spinning equal-mass binaries (using the quasiequilibrium approach described in this paper)[5] were not leading to sufficiently accurate representations of non-spinning binaries. However, the same quasi-local techniques used to measure the spins of the black holes can also be used to define a new approach for constructing non-spinning black-hole binaries, and this approach has produced excellent results. A detailed description of the new results is found in Sec. V C and in App. C.

TABLE II: Parameters of the ISCO configuration for *non-spinning* equal-mass black holes. Results for the ISCO are given for three different choices of the lapse boundary condition with circular orbits defined by the Komar-mass ansatz and for a single lapse boundary condition with circular orbits defined by the EP method. For comparison, the lower part of the table lists results of Refs. [9–11]; “Conf. Imag.” [9] represents data derived from previous numerical initial-data sets; “PN standard” [11] represents a post-Newtonian expansion in the standard form without use of the EOB-technique.

Lapse BC	ISCO type	$m\Omega_0$	$E_b/m$	$J/m^2$
$\frac{d(\alpha\psi)}{dr} = 0$	Komar	0.122	-0.0194	0.779
$\frac{d(\alpha\psi)}{dr} = \frac{\alpha\psi}{2r}$	Komar	0.122	-0.0194	0.779
	EP	0.121	-0.0193	0.780
$\alpha\psi = \frac{1}{2}$	Komar	0.124	-0.0195	0.778
Conf. Imag.		0.166	-0.0225	0.744
1PN EOB		0.0692	-0.0144	0.866
2PN EOB		0.0732	-0.0150	0.852
3PN EOB		0.0882	-0.0167	0.820
1PN standard		0.5224	-0.0405	0.621
2PN standard		0.1371	-0.0199	0.779
3PN standard		0.1287	-0.0193	0.786

For completeness, we also include tables and figures that detail the ISCO configurations for both corotating and non-spinning cases. Table II displays the new results for ISCO configurations for non-spinning equal-mass binaries. These have changed considerably as is evident by examining these same parameters plotted in Figs. 15–17. In these figures, the previous non-spinning results are labeled as LN: QE and the new results as NS: QE. To facilitate direct comparison, we also include Table III which displays the ISCO result for corotating equal-mass



binaries. In both cases, we include results obtained using the three choices for the lapse boundary condition given in Eq. (33) and with circular orbits determined using the Komar-mass condition. Both tables also include a single ISCO model where the circular orbit is determined using the EP method. We include the results only for the lapse boundary condition in Eq. (33b) because locating an ISCO model within the EP approach is very expensive computationally and the results are not sufficiently different from those obtained via the Komar-mass condition to warrant the expense.

TABLE III: Parameters of the ISCO configuration for *corotating* equal-mass black holes. Results for the ISCO are given for three different choices of the lapse boundary condition with circular orbits defined by the Komar-mass ansatz and for a single lapse boundary condition with circular orbits defined by the EP method. Layout as in Table II.

Lapse BC	ISCO type	$m\Omega_0$	$E_b/m$	$J/m^2$
$\frac{d(\alpha\psi)}{dr} = 0$	Komar	0.107	-0.0165	0.844
$\frac{d(\alpha\psi)}{dr} = \frac{\alpha\psi}{2r}$	Komar	0.107	-0.0165	0.843
	EP	0.104	-0.0163	0.845
$\alpha\psi = \frac{1}{2}$	Komar	0.107	-0.0165	0.843
<hr/>				
HKV-GGB		0.103	-0.017	0.839
1PN EOB		0.0667	-0.0133	0.907
2PN EOB		0.0715	-0.0138	0.893
3PN EOB		0.0979	-0.0157	0.860
<hr/>				
1PN standard		0.5224	-0.0405	0.621
2PN standard		0.0809	-0.0145	0.882
3PN standard		0.0915	-0.0153	0.867

We think it worth noting that the value in considering the ISCO parameters is questionable. The ISCO, of course, can only be defined when the effects of radiation reaction are ignored so that the dynamics is conservative. The effects of radiation reaction are certainly not small for equal-mass binaries near ISCO, and so the physical value of locating the ISCO is limited at best. However, the ISCO is a well-defined, unique point in a sequence of (quasi-)circular orbits and so has value as a point of comparison between various methods. It also has value in that it marks the regime where the quasiequilibrium approximations have clearly broken down.

In addition to yielding improved initial data for non-spinning equal-mass black-hole binaries, our investigations have shown that the application of quasi-local methods for determining the spins of black holes in binary systems yield remarkably good results. For the case of corotating binaries, we have shown that the quasi-local spin measured for the individual black holes is in excellent agreement with the theoretical expectation for the spin. However, a nagging question remains with regard to the computation of quasi-local spins. This question is associated with the meaning of “approximate solutions” of Killing’s equation when no true symmetry exists. This is an issue we hope to examine further. We note that during the preparation of this manuscript, Schnetter et al.[61]

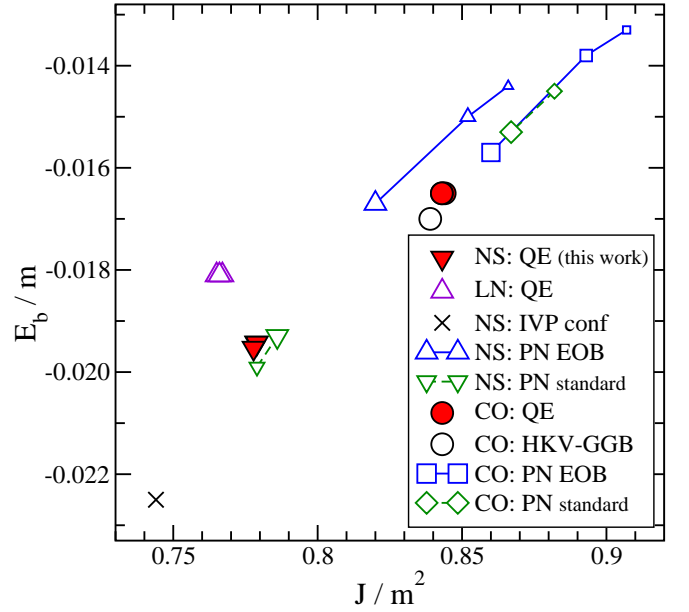


FIG. 15: ISCO configuration for non-spinning (NS) binary black holes, computed with three different lapse boundary conditions. For comparison, the leading-order non-spinning (LN) and corotating (CO) binary black holes from our earlier work [5] are included, as well as results of Refs. [8–11]. For post-Newtonian calculations the size of the symbol indicates the order, the largest symbol being 3PN. “PN standard” [11] represents a PN-expansion in the standard form without use of the EOB-technique (only 2PN and 3PN are plotted).

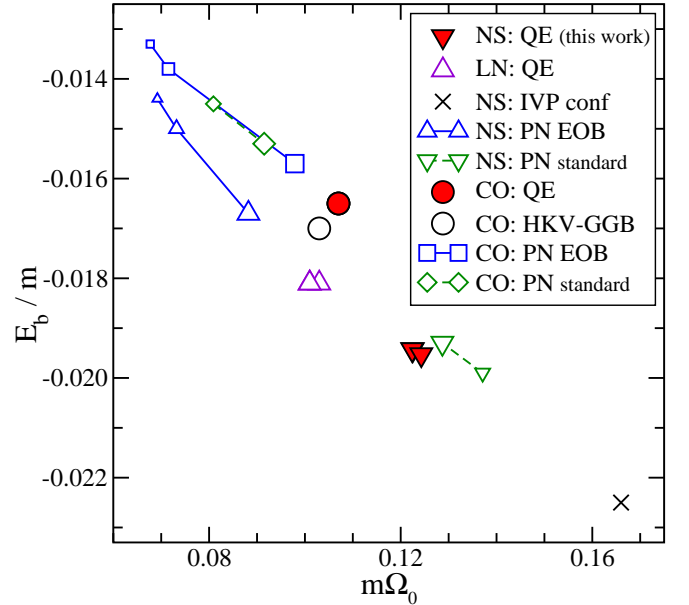


FIG. 16: ISCO configuration for non-spinning (NS) binary black holes, computed with three different choices of the lapse boundary condition. Symbols as in Fig. 15.

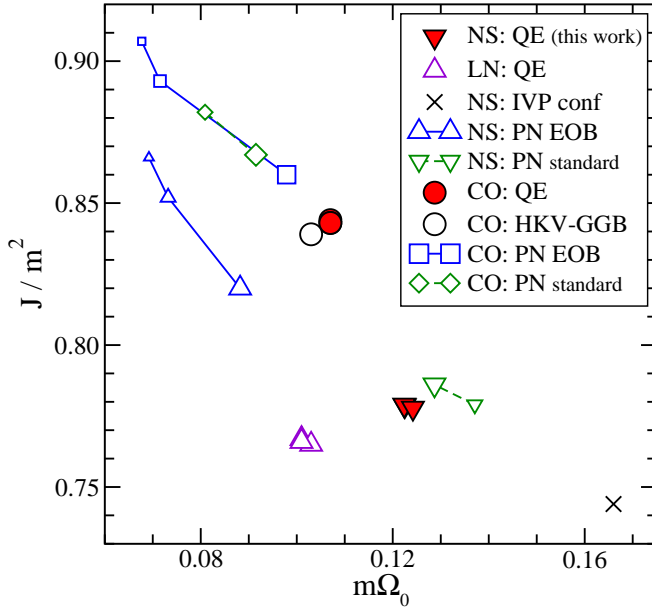


FIG. 17: ISCO configuration for non-spinning (NS) binary black holes, computed with three different choices of the lapse boundary condition. Symbols as in Fig. 15.

have also raised this issue.

Concerning the theoretical expectation for the spin, we note that the leading order result, obtained by assuming that a corotating black hole rotates with an angular velocity equal to the orbital angular velocity of the binary, is not adequate. Using Alvi's[58] leading-order correction to the rate at which a tidal distortion produced by an orbiting star travels around a black hole, we have deduced an improved prediction for the spin of a corotating black hole. It would be useful if a higher order calculation of Alvi's tidal distortion rotation rate were available. The effect of the corrected rotation rate on post-Newtonian models of corotating binaries should also be considered, especially when higher order spin-orbit and spin-spin interaction terms become available.

Finally, we note that there is remarkably good agreement between sequences of circular orbits defined via the Komar-mass ansatz and by the EP method. It is natural to ask which method should be used to locate configurations in circular orbit. As described in Sec. IV A, we find that the thermodynamic identity (41) of Friedman et al.[29] that applies to corotating binaries in circular orbits is satisfied much more closely by models defined by the EP method than those that satisfy the Komar-mass ansatz. While the EP method yields deviations in the one free quantity ( $M_{\text{irr}}$ ) that are two orders of magnitude smaller than the Komar-mass condition, the deviations produced by either approach are very small. From a practical perspective, applying the EP method is quite expensive computationally since it requires finding the minima of a “function” that is itself defined by root-finding methods. For most applications, it is hard to justify this additional cost.

Perhaps more important than the issue of which approach is better is the fact that both methods agree so well also for the case of non-spinning binaries *and* that both methods are in good agreement with the thermodynamic identity of Eq. (41). This is surprising because the identity was intended to apply only in the case of corotating black-holes binaries. If the agreement only held at large separation, it would be reasonable to assume that the identity held because strong-field effects were simply small in this regime. However, the agreement holds at all separations which suggests that there may be something more fundamental at work.

### Acknowledgments

We would like to thank Bernard Whiting and Clifford Will for useful discussions. This work was supported in part by NSF grant PHY-0244906 to the California Institute of Technology. H.P. gratefully acknowledges support through a Sherman Fairchild Prize fellowship. Computations were performed on the Wake Forest University DEAC Cluster.

### APPENDIX A: SOLVING KILLING'S EQUATION

A straightforward method for finding Killing vectors was outlined by Dreyer et al.[27]. Here we outline that method as we have implemented it to locate Killing vectors on a surface  $\mathcal{S}$  with  $S^2$  topology. In our case,  $\mathcal{S}$  is a coordinate sphere in the flat conformal 3-geometry. Following Eq. (27), our metric is denoted  $h_{ij}$  and it is conformally related to  $\tilde{h}_{ij}$  which is the metric of a coordinate 2-sphere with radius  $r$ . Following Ref. [27], we let  $\xi^i$  denote a Killing vector on  $(\mathcal{S}, h_{ij})$  and define a two-form  $L_{ij} \equiv D_i \xi_j$ , where  $D_i$  is the covariant derivative compatible with  $h_{ij}$ . Now, the Killing equation can be written simply as

$$L_{(ij)} = 0. \quad (\text{A1})$$

However, instead of solving the Killing equation directly, Dreyer et al. propose to solve the *Killing transport equations*:

$$D_i \xi_j = L_{ij}, \quad (\text{A2a})$$

$$D_i L_{jk} = {}^2R_{kji}{}^\ell \xi_\ell, \quad (\text{A2b})$$

for the two-form  $L_{ij}$  and vector  $\xi^i$ . Here,  ${}^2R_{kji}{}^\ell$  is the Riemann tensor associated with  $h_{ij}$ . Note that Eq. (A2b) follows from Eq. (A2a) by using various symmetries of Riemann *and assuming that  $\xi^i$  is a Killing vector* (i.e. that  $D_{(i} \xi_{j)} = 0$ ).

The central idea in using Eqs. (A2) to find Killing vectors is to note that the Killing transport equations act as a linear map on the set of variables  $(\xi_i, L_{ij})$ . In particular, consider integrating these equations along some

path from point  $p$  to point  $q$ . If  $(\mathcal{S}, h_{ij})$  has solutions of the Killing equation (A1), and if  $(\xi_i, L_{ij})|_p$  come from one of these Killing solutions, then integrating the Killing transport equations along the path will yield  $(\xi_i, L_{ij})|_q$  which comes from the *same* Killing vector.

Since our surface  $\mathcal{S}$  is 2-dimensional, it follows that

$${}^2R_{ijkl} = \frac{1}{2} {}^2R \epsilon_{ij} \epsilon_{kl}, \quad (\text{A3})$$

$$L_{ij} = L \epsilon_{ij}, \quad (\text{A4})$$

where  ${}^2R$  is the 2-dimensional Ricci scalar associated with  $h_{ij}$  and  $L$  is an oriented scalar on  $\mathcal{S}$ . For our particular metric,

$$ds^2 = \psi^4 r^2 (d\theta^2 + \sin^2 \theta d\phi^2), \quad (\text{A5})$$

the Killing transport equations can be written in spherical coordinate components as

$$\frac{\partial \xi_\theta}{\partial \theta} = 2\xi_\theta \partial_\theta \ln \psi - \frac{2}{\sin^2 \theta} \xi_\phi \partial_\phi \ln \psi, \quad (\text{A6a})$$

$$\frac{\partial \xi_\phi}{\partial \theta} = \cot \theta \xi_\phi + L \psi^4 r^2 \sin \theta + 2\xi_\theta \partial_\phi \ln \psi + 2\xi_\phi \partial_\theta \ln \psi, \quad (\text{A6b})$$

$$\frac{\partial L}{\partial \theta} = - \left( \frac{1}{\psi^4 r^2} - 2D^i D_i \ln \psi \right) \frac{1}{\sin \theta} \xi_\phi, \quad (\text{A6c})$$

$$\frac{\partial \xi_\theta}{\partial \phi} = \cot \theta \xi_\phi - L \psi^4 r^2 \sin \theta + 2\xi_\theta \partial_\phi \ln \psi + 2\xi_\phi \partial_\theta \ln \psi, \quad (\text{A7a})$$

$$\frac{\partial \xi_\phi}{\partial \phi} = - \sin \theta \cos \theta \xi_\theta - 2 \sin^2 \theta \xi_\theta \partial_\theta \ln \psi + 2\xi_\phi \partial_\phi \ln \psi, \quad (\text{A7b})$$

$$\frac{\partial L}{\partial \phi} = \left( \frac{1}{\psi^4 r^2} - 2D^i D_i \ln \psi \right) \sin \theta \xi_\theta. \quad (\text{A7c})$$

It is particularly convenient to compute these quantities in terms of a basis set  $(\bar{\theta}, \bar{\phi})$  which is orthonormal as defined on the *unit* 2-sphere. We find then that:

$$\xi_{\bar{\theta}} \equiv \xi_\theta \quad \text{and} \quad \xi_{\bar{\phi}} \equiv \frac{1}{\sin \theta} \xi_\phi. \quad (\text{A8})$$

The Killing transport equations then take the form

$$\frac{\partial \xi_{\bar{\theta}}}{\partial \theta} = 2\xi_{\bar{\theta}} (\bar{\nabla} \ln \psi)_{\bar{\theta}} - 2\xi_{\bar{\phi}} (\bar{\nabla} \ln \psi)_{\bar{\phi}}, \quad (\text{A9a})$$

$$\frac{\partial \xi_{\bar{\phi}}}{\partial \theta} = L \psi^4 r^2 + 2\xi_{\bar{\theta}} (\bar{\nabla} \ln \psi)_{\bar{\phi}} + 2\xi_{\bar{\phi}} (\bar{\nabla} \ln \psi)_{\bar{\theta}}, \quad (\text{A9b})$$

$$\frac{\partial L}{\partial \theta} = - \frac{(1 - 2\bar{\nabla}^2 \ln \psi)}{\psi^4 r^2} \xi_{\bar{\phi}}, \quad (\text{A9c})$$

$$\begin{aligned} \frac{\partial \xi_{\bar{\theta}}}{\partial \phi} &= \cos \theta \xi_{\bar{\phi}} - L \psi^4 r^2 \sin \theta \\ &\quad + 2 \sin \theta \xi_{\bar{\theta}} (\bar{\nabla} \ln \psi)_{\bar{\phi}} + 2 \sin \theta \xi_{\bar{\phi}} (\bar{\nabla} \ln \psi)_{\bar{\theta}}, \end{aligned} \quad (\text{A10a})$$

$$\frac{\partial \xi_{\bar{\phi}}}{\partial \phi} = - \cos \theta \xi_{\bar{\theta}} - 2 \sin \theta \xi_{\bar{\theta}} (\bar{\nabla} \ln \psi)_{\bar{\theta}} + 2 \sin \theta \xi_{\bar{\phi}} (\bar{\nabla} \ln \psi)_{\bar{\phi}}, \quad (\text{A10b})$$

$$\frac{\partial L}{\partial \phi} = \frac{(1 - 2\bar{\nabla}^2 \ln \psi)}{\psi^4 r^2} \sin \theta \xi_{\bar{\theta}}, \quad (\text{A10c})$$

where  $\bar{\nabla}$  and  $\bar{\nabla}^2$  are the usual gradient and Laplacian operators defined for the unit 2-sphere.

Let  $\mathbf{V}$  denote the vector of quantities

$$\mathbf{V} = \begin{pmatrix} \xi_{\bar{\theta}} \\ \xi_{\bar{\phi}} \\ L \end{pmatrix}. \quad (\text{A11})$$

Using fourth-order Runge-Kutta, we integrate Eqs. (A10) around a closed path from  $\phi = 0$  to  $\phi = 2\pi$  along the equator  $\theta = \frac{\pi}{2}$  starting with three different values for  $\mathbf{V}|_{(\phi=0)}$ :  $(1, 0, 0)$ ,  $(0, 1, 0)$ , and  $(0, 0, 1)$ . The three resulting vectors,  $\mathbf{V}|_{(\phi=2\pi)}$  can be used to construct a matrix  $\mathbf{M}$  that represents the action of the linear map of the Killing transport equations on any vector:

$$\mathbf{V}|_{(\phi=2\pi)} = \mathbf{M} \cdot \mathbf{V}|_{(\phi=0)}. \quad (\text{A12})$$

If  $\mathbf{V}|_{(\phi=0)}$  is derived from a Killing vector, then Eq. (A12) will yield  $\mathbf{V}|_{(\phi=2\pi)} = \mathbf{V}|_{(\phi=0)}$ . So, if  $(\mathcal{S}, h_{ij})$  possesses a global solution of the Killing equation, it will be associated with a *unit eigenvalue* of  $\mathbf{M}$  and the associated eigenvector will be derived from that Killing vector. In general,  $(\mathcal{S}, h_{ij})$  will not possess a Killing vector and  $\mathbf{M}$  will have no unit eigenvalues. One could proceed to construct an ‘‘approximate Killing vector’’ by using an eigenvalue that is sufficiently close to unity.

However, for the corotating and non-spinning black-hole binary initial data we consider in this paper, the conformal factor possesses a reflection symmetry through the plane of the orbit. We thus find that the eigenvector  $(0, 1, 0)$  always has unit eigenvalue when we integrate along the equator.<sup>2</sup> Unfortunately, this vector does not necessarily represent a global Killing vector on  $\mathcal{S}$ .

Our pseudo-spectral code for solving the constraint equations represents quantities on the excision boundaries in terms of spherical harmonic decompositions. To proceed we need to populate the collocation points (grid points) of the spectral grid with values for  $\mathbf{V}$  obtained by propagating the eigenvector  $(0, 1, 0)$  at  $(\theta = \frac{\pi}{2}, \phi = 0)$  to

<sup>2</sup> This is most easily seen by writing the Killing transport equations in terms of an orthonormal basis set  $(\bar{\theta}, \bar{\phi})$  defined with respect to the full metric  $h_{ij}$  so that  $\xi_{\bar{\theta}} \equiv \frac{1}{\psi^2 r} \xi_\theta$  and  $\xi_{\bar{\phi}} \equiv \frac{1}{\psi^2 r \sin \theta} \xi_\phi$ .

all of these points via the Killing transport equations. If our starting vector were constructed from a global Killing vector, then the path we take to each of these points would not matter. However, since we do not in general have a true global Killing vector, we must specify how we populate the grid points.

First, we integrate Eqs. (A10) to populate values along the equator ( $\theta = \frac{\pi}{2}$ ) wherever they are needed, integrating from  $\phi = 0$  to  $\phi = 2\pi$ . For each line of colatitude containing collocation points, we integrate Eqs. (A9a–A9c) starting with the known values at the equator. All integrations are performed using fourth-order Runge-Kutta. With values for  $\xi_{\bar{\theta}}$  and  $\xi_{\bar{\phi}}$  at all collocation points we can construct a vector spherical harmonic representation of our solution over the entire surface  $\mathcal{S}$ . All that remains is to normalize the Killing vector and check to see if we have a true Killing vector.

A rotational Killing vector (as we are trying to construct) is normalized so that its affine length is  $2\pi$ . Consider a path parameterized by  $t$  and defined by

$$\frac{\partial \theta}{\partial t} = \frac{1}{\psi^4 r^2} \xi_{\bar{\theta}}, \quad (\text{A13a})$$

$$\frac{\partial \phi}{\partial t} = \frac{1}{\psi^4 r^2 \sin \theta} \xi_{\bar{\phi}}. \quad (\text{A13b})$$

We integrate from some starting location  $(\theta, \phi)|_0$  with  $t = 0$  until the path closes at the starting point. If  $\xi$  is not properly normalized, then the final value of  $t_f$  will not be  $2\pi$ . However, using  $t_f$  we can rescale  $\vec{\xi}$  so that it does have an affine length of  $2\pi$ . In practice, we normalize the solution by integrating along the equator, then check that the solution is correctly normalized to within truncation error for several different integral paths starting at  $\phi = 0$  and various initial values for  $\theta$ .

There are many possible ways of determining whether or not our solution is a global solution of the Killing equation. For simplicity, we check the following set of scalar conditions that must be satisfied everywhere if our solution is a true Killing vector of  $(\mathcal{S}, h_{ij})$ :

$$\xi^i D_i L = 0, \quad (\text{A14a})$$

$$D_i \xi^i = 0, \quad (\text{A14b})$$

$$\epsilon^{ij} D_i \xi_j = 2L. \quad (\text{A14c})$$

In terms of our basis defined by Eq. (A8), these become

$$\frac{1}{\psi^4 r^2} \left( \xi_{\bar{\theta}} (\vec{\nabla} L)_{\bar{\theta}} + \xi_{\bar{\phi}} (\vec{\nabla} L)_{\bar{\phi}} \right) = 0, \quad (\text{A15a})$$

$$\frac{1}{\psi^4 r^2} \vec{\nabla} \cdot \vec{\xi} = 0, \quad (\text{A15b})$$

$$\frac{1}{\psi^4 r^2} \vec{\nabla} \times \vec{\xi} = 2L, \quad (\text{A15c})$$

and  $\vec{\nabla} \cdot$  and  $\vec{\nabla} \times$  are the usual divergence and twist operators defined for the unit 2-sphere. We find that these identities are never satisfied for our solutions although

the residuals seem “small” and decrease in size as the separation between the black holes increases. Because we have not yet found any way to meaningfully normalize the values of the residuals, we do no bother to report their values here.

We do note that, because we represent  $\vec{\xi}$  in terms of vector spherical harmonics, it is possible to filter the coefficients in the vector spherical harmonic expansion to ensure that it is divergenceless. That is, we can, *a posteriori* guarantee that Eq. (A15b) is satisfied. However, this does not change the other diagnostics. All of the results presented in this paper that depend on solutions of the Killing equation have been filtered in this way. We note that this filtering has a negligible effect on all measured quantities.

We conclude this Appendix by noting that our solutions of the Killing equation are “approximate Killing vectors” in some sense that is not at all well defined. In all cases, we find that our approximate Killing vector is very similar to the corresponding solution on the unit 2-sphere. These are conformal Killing vectors of  $(\mathcal{S}, h_{ij})$  as written down in Eqs. (39a–39c). We leave it to future work to more rigorously define the meaning of these “approximate Killing vectors.”

Finally, we note that during the preparation of this manuscript, Schnetter et al.[61] have shown that when a divergence free approximate Killing vector is used to define the quasi-local angular momentum, as in Eq. (38), then it is gauge invariant. Therefore, they suggest that such a divergence-free approximate Killing vector “can be viewed as an *ersatz* axial symmetry vector even in the absence of axisymmetry.”

## APPENDIX B: COROTATING SEQUENCE

In this Appendix, we list the numerical results for corotating equal-mass black holes in a quasi-circular orbit as defined by the Komar ansatz. We have assumed conformal flatness, maximal slicing, and used Eq. (33b) for the lapse boundary condition on both excision surfaces. The data is scaled relative to the total and reduced masses ( $m$  and  $\mu$ ) defined with respect to the irreducible mass of the apparent horizons  $M_{\text{irr}}$ .

In Table IV,  $d$  and  $\Omega_0$  are, respectively, the separation of the centers of the excised regions and the orbital angular velocity measured in “coordinate units”. These values for  $d$  and  $\Omega$ , together with the coordinate radius of the excision sphere  $r = 0.7857981371$ , provide all parameters necessary to reproduce the data in Table IV. The remaining quantities are dimensionless.  $m\Omega_0$  is the orbital angular velocity of the binary system as measured at infinity.  $E_b/\mu$  is the dimensionless binding energy of the system with  $E_b$  defined as  $E_b \equiv E_{\text{ADM}} - m$ .  $J/\mu m$  is the dimensionless total ADM angular momentum of the binary system as measured at infinity.  $\ell/m$  is the dimensionless proper separation between the two excision



TABLE IV: Sequence of corotating equal-mass black holes on circular orbits satisfying the Komar ansatz. The ISCO is at separation  $d \sim 8.28$ .

$d$	$\Omega_0$	$m\Omega_0$	$E_b/\mu$	$J/\mu m$	$\ell/m$	$S_z/M_{\text{irr}}^2$	$S_K/M_{\text{irr}}^2$
40	0.0052966	0.01090	-0.0233183	4.9120	22.87	0.02148	0.02150
35	0.0064212	0.01327	-0.0263265	4.6620	20.23	0.02609	0.02612
30	0.0080083	0.01665	-0.0301930	4.4019	17.58	0.03264	0.03267
29	0.0084050	0.01750	-0.0311008	4.3488	17.04	0.03428	0.03431
28	0.0088354	0.01842	-0.0320622	4.2953	16.51	0.03606	0.03610
27	0.0093039	0.01943	-0.0330816	4.2414	15.97	0.03800	0.03804
26	0.0098151	0.02054	-0.0341642	4.1872	15.43	0.04012	0.04017
25	0.010375	0.02175	-0.0353153	4.1328	14.89	0.04245	0.04250
24	0.010990	0.02309	-0.0365409	4.0781	14.35	0.04501	0.04507
23	0.011667	0.02457	-0.0378476	4.0233	13.81	0.04785	0.04791
22	0.012418	0.02622	-0.0392423	3.9684	13.26	0.05099	0.05106
21	0.013252	0.02806	-0.0407325	3.9135	12.72	0.05449	0.05457
20	0.014183	0.03012	-0.0423262	3.8587	12.17	0.05841	0.05850
19	0.015227	0.03245	-0.0440313	3.8043	11.62	0.06282	0.06293
18	0.016406	0.03511	-0.0458555	3.7503	11.06	0.06782	0.06794
17	0.017744	0.03814	-0.0478056	3.6971	10.50	0.07352	0.07366
16	0.019273	0.04164	-0.0498857	3.6450	9.943	0.08007	0.08024
15	0.021031	0.04571	-0.0520956	3.5944	9.377	0.08765	0.08785
14.5	0.022012	0.04800	-0.0532470	3.5699	9.092	0.09190	0.09212
14	0.023070	0.05049	-0.0544267	3.5460	8.807	0.09650	0.09674
13.5	0.024215	0.05320	-0.0556310	3.5229	8.520	0.1015	0.1018
13	0.025456	0.05617	-0.0568549	3.5006	8.231	0.1070	0.1073
12.5	0.026804	0.05942	-0.0580912	3.4793	7.941	0.1129	0.1132
12	0.028273	0.06300	-0.0593298	3.4592	7.649	0.1195	0.1198
11.5	0.029877	0.06696	-0.0605565	3.4405	7.356	0.1266	0.1271
11	0.031634	0.07135	-0.0617523	3.4234	7.060	0.1346	0.1350
10.5	0.033564	0.07625	-0.0628909	3.4082	6.762	0.1434	0.1439
10	0.035689	0.08174	-0.0639364	3.3952	6.462	0.1532	0.1538
9.5	0.038037	0.08792	-0.0648401	3.3848	6.159	0.1642	0.1649
9	0.040638	0.09493	-0.0655348	3.3775	5.853	0.1765	0.1773
8.9	0.041191	0.09644	-0.0656410	3.3765	5.792	0.1792	0.1800
8.8	0.041757	0.09800	-0.0657345	3.3756	5.731	0.1819	0.1828
8.7	0.042334	0.09960	-0.0658142	3.3749	5.669	0.1847	0.1856
8.6	0.042923	0.1012	-0.0658791	3.3744	5.607	0.1876	0.1885
8.5	0.043526	0.1029	-0.0659282	3.3740	5.545	0.1905	0.1915
8.4	0.044141	0.1047	-0.0659603	3.3738	5.483	0.1936	0.1945
8.35	0.044453	0.1055	-0.0659695	3.3737	5.451	0.1951	0.1961
8.3	0.044769	0.1064	-0.0659741	3.3738	5.420	0.1967	0.1977
8.25	0.045089	0.1074	-0.0659738	3.3738	5.389	0.1982	0.1993
8.2	0.045412	0.1083	-0.0659685	3.3739	5.358	0.1998	0.2009
8.1	0.046068	0.1102	-0.0659419	3.3743	5.295	0.2031	0.2042
8	0.046738	0.1121	-0.0658929	3.3748	5.232	0.2065	0.2076

surfaces as measured on the initial-data slice.<sup>3</sup> Finally,  $S_z/M_{\text{irr}}^2$  and  $S_K/M_{\text{irr}}^2$  are two measures of the dimensionless spin of one of the black holes.  $S_z$  is defined using the flat space Killing vector and  $S_K$  is defined using the approximate Killing vector.

<sup>3</sup> Note that the value of  $\ell$  listed in Tables IV and V of Ref.[5] were in error. The corrected values for the corotating case, and correct values for the “true” non-spinning case, are given in the following tables.

## APPENDIX C: NON-SPINNING SEQUENCE

In this Appendix, we list the numerical results for non-spinning equal-mass black holes in a quasi-circular orbit as defined by the Komar ansatz. We have assumed conformal flatness, maximal slicing, and used Eq. (33b) for the lapse boundary condition on both excision surfaces. The data is scaled relative to the total and reduced masses ( $m$  and  $\mu$ ) defined with respect to the irreducible mass of the apparent horizons  $M_{\text{irr}}$ .

In Table V,  $d$  and  $\Omega_0$  are, respectively, the separation of the centers of the excised regions and the orbital angular velocity measured in “coordinate units”.  $f_r = \Omega_r/\Omega_0$  is the rotation fraction necessary to obtain a non-spinning black hole. These values for  $d$ ,  $\Omega$ , and  $f_r$ ,

together with the coordinate radius of the excision sphere  $r = 0.7857981371$ , provide all parameters necessary to reproduce the data in Table V. The remaining quantities are dimensionless.  $m\Omega_0$  is the orbital angular velocity of the binary system as measured at infinity.  $E_b/\mu$  is the dimensionless binding energy of the system with  $E_b$  defined as  $E_b \equiv E_{\text{ADM}} - m$ .  $J/\mu m$  is the dimensionless total ADM angular momentum of the binary system as measured at infinity.  $\ell/m$  is the dimensionless proper separation between the two excision surfaces as measured on the initial-data slice.  $S_z/M_{\text{irr}}^2$  is the dimensionless spin of one of the black holes where  $S_z$  is defined using the flat space Killing vector. The spin defined using the approximate Killing vector is zero by definition.

- 
- |  |  |
|--|--|
| <p>[1] F. Pretorius, Phys. Rev. Lett. <b>95</b>, 121101 (2005).</p> <p>[2] M. Campanelli, C. O. Lousto, P. Marronetti, and Y. Zlochower, Phys. Rev. Lett. <b>96</b>, 111101 (2006).</p> <p>[3] J. G. Baker, J. Centrella, D. Il Choi, M. Koppitz, and J. van Meter, Phys. Rev. Lett. <b>96</b>, 111102 (2006).</p> <p>[4] P. Diener, F. Herrmann, D. Pollney, E. Schnetter, E. Seidel, R. Takahashi, J. Thornburg, and J. Ventrella, Phys. Rev. Lett. <b>96</b>, 121101 (2006).</p> <p>[5] G. B. Cook and H. P. Pfeiffer, Phys. Rev. D <b>70</b>, 104016 (2004).</p> <p>[6] G. B. Cook, Phys. Rev. D <b>65</b>, 084003 (2002).</p> <p>[7] E.ourgoulhon, P. Grandclément, and S. Bonazzola, Phys. Rev. D <b>65</b>, 044020 (2002).</p> <p>[8] P. Grandclément, E.ourgoulhon, and S. Bonazzola, Phys. Rev. D <b>65</b>, 044021 (2002).</p> <p>[9] G. B. Cook, Phys. Rev. D <b>50</b>, 5025 (1994).</p> <p>[10] T. Damour, E.ourgoulhon, and P. Grandclément, Phys. Rev. D <b>66</b>, 024007 (2002).</p> <p>[11] L. Blanchet, Phys. Rev. D <b>65</b>, 124009 (2002).</p> <p>[12] A. Komar, Phys. Rev. <b>113</b>, 934 (1959).</p> <p>[13] R. Arnowitt, S. Deser, and C. W. Misner, in <i>Gravitation: An Introduction to Current Research</i>, edited by L. Witten (Wiley, New York, 1962), pp. 227–265.</p> <p>[14] K. Taniguchi and E.ourgoulhon, Phys. Rev. D <b>66</b>, 104019 (2002).</p> <p>[15] L. B. Szabados, Living Rev. Relativity <b>7</b> (2004), <a href="http://www.livingreviews.org/lrr-2004-4">http://www.livingreviews.org/lrr-2004-4</a>.</p> <p>[16] J. D. Brown and J. W. York, Jr., Phys. Rev. D <b>47</b>, 1407 (1993).</p> <p>[17] A. Ashtekar and B. Krishnan, Phys. Rev. D <b>68</b>, 104030 (2003).</p> <p>[18] A. Ashtekar and B. Krishnan, Living Rev. Relativity <b>7</b> (2004), <a href="http://www.livingreviews.org/lrr-2004-10">http://www.livingreviews.org/lrr-2004-10</a>.</p> <p>[19] J. W. York, Jr., Phys. Rev. Lett. <b>82</b>, 1350 (1999).</p> <p>[20] H. P. Pfeiffer and J. W. York, Jr., Phys. Rev. D <b>67</b>, 044022 (2003).</p> <p>[21] A. Lichnerowicz, J. Math. Pures et Appl. <b>23</b>, 37 (1944).</p> <p>[22] J. W. York, Jr., Phys. Rev. Lett. <b>26</b>, 1656 (1971).</p> | <p>[23] J. W. York, Jr., Phys. Rev. Lett. <b>28</b>, 1082 (1972).</p> <p>[24] G. B. Cook, S. L. Shapiro, and S. A. Teukolsky, Phys. Rev. D <b>53</b>, 5533 (1996).</p> <p>[25] T. W. Baumgarte, G. B. Cook, M. A. Scheel, S. L. Shapiro, and S. A. Teukolsky, Phys. Rev. D <b>57</b>, 7299 (1998).</p> <p>[26] A. Ashtekar, C. Beetle, O. Dreyer, S. Fairhurst, B. Krishnan, J. Lewandowski, and J. Wiśniewski, Phys. Rev. Lett. <b>85</b>, 3564 (2000).</p> <p>[27] O. Dreyer, B. Krishnan, D. Shoemaker, and E. Schnetter, Phys. Rev. D <b>67</b>, 024018 (2003).</p> <p>[28] J. L. Jaramillo, E.ourgoulhon, and G. A. M. Marugán, gr-qc/0407063 (2004).</p> <p>[29] J. L. Friedman, K. Uryū, and M. Shibata, Phys. Rev. D <b>65</b>, 064035 (2002).</p> <p>[30] P. Painlevé, C. R. Acad. Sci. <b>173</b>, 677 (1921).</p> <p>[31] A. Gullstrand, Arkiv. Mat. Astron. Fys. <b>16</b>, 1 (1922).</p> <p>[32] K. Martel and E. Poisson, Am. J. Phys. <b>69</b>, 476 (2001).</p> <p>[33] C. Doran, Phys. Rev. D <b>61</b>, 067503 (2000).</p> <p>[34] C. W. Misner, Ann. Phys. <b>24</b>, 102 (1963).</p> <p>[35] R. W. Lindquist, J. Math. Phys. <b>4</b>, 938 (1963).</p> <p>[36] D. R. Brill and R. W. Lindquist, Phys. Rev. <b>131</b>, 471 (1963).</p> <p>[37] J. K. Blackburn and S. Detweiler, Phys. Rev. D <b>46</b>, 2318 (1992).</p> <p>[38] S. Detweiler, Phys. Rev. D <b>50</b>, 4929 (1994).</p> <p>[39] J. T. Whelan, W. Krivan, and R. H. Price, Class. Quantum Gravit. <b>17</b>, 4895 (2000).</p> <p>[40] J. T. Whelan, C. Beetle, W. Landry, and R. H. Price, Class. Quantum Gravit. <b>19</b>, 1285 (2002).</p> <p>[41] C. Klein, Phys. Rev. D <b>70</b>, 124026 (2004).</p> <p>[42] T. Mora and C. M. Will, Phys. Rev. D <b>69</b>, 104021 (2004).</p> <p>[43] R. Rieth, in <i>Mathematics of Gravitation. Part II. Gravitational Wave Detection</i>, edited by A. Królak (Polish Academy of Sciences, Institute of Mathematics, Warsaw, 1997), pp. 71–74, proceedings of the Workshop on Mathematical Aspects of Theories of Gravitation held in Warsaw, February 29–March 30, 1996.</p> |
|--|--|
-

TABLE V: Sequence of non-spinning equal-mass black holes on circular orbits satisfying the Komar ansatz. The ISCO is at separation  $d \sim 7.55$ .

$d$	$\Omega_0$	$f_r$	$m\Omega_0$	$E_b/\mu$	$J/\mu m$	$\ell/m$	$S_z/M_{\text{irr}}^2$
40	0.0052973	0.9551	0.01090	-0.0235329	4.8717	22.87	-0.00004206
35	0.0064225	0.9485	0.01327	-0.0266396	4.6136	20.24	-0.00005974
30	0.0080108	0.9396	0.01665	-0.0306751	4.3423	17.58	-0.00008963
29	0.0084079	0.9374	0.01750	-0.0316304	4.2864	17.05	-0.00009813
28	0.0088388	0.9351	0.01843	-0.0326458	4.2298	16.51	-0.0001077
27	0.0093079	0.9326	0.01943	-0.0337268	4.1727	15.98	-0.0001187
26	0.0098198	0.9299	0.02054	-0.0348800	4.1150	15.44	-0.0001312
25	0.010380	0.9270	0.02175	-0.0361122	4.0568	14.90	-0.0001458
24	0.010996	0.9238	0.02309	-0.0374317	3.9979	14.36	-0.0001627
23	0.011676	0.9203	0.02457	-0.0388473	3.9386	13.82	-0.0001825
22	0.012428	0.9165	0.02622	-0.0403693	3.8786	13.27	-0.0002058
21	0.013264	0.9123	0.02806	-0.0420092	3.8182	12.73	-0.0002336
20	0.014198	0.9077	0.03013	-0.0437799	3.7574	12.18	-0.0002669
19	0.015247	0.9025	0.03246	-0.0456957	3.6962	11.63	-0.0003072
18	0.016431	0.8967	0.03512	-0.0477726	3.6348	11.07	-0.0003567
17	0.017775	0.8903	0.03816	-0.0500280	3.5732	10.52	-0.0004180
16	0.019313	0.8829	0.04166	-0.0524802	3.5118	9.957	-0.0004952
15	0.021085	0.8745	0.04574	-0.0551473	3.4509	9.393	-0.0005940
14.5	0.022075	0.8698	0.04804	-0.0565665	3.4207	9.110	-0.0006539
14	0.023143	0.8647	0.05053	-0.0580448	3.3907	8.825	-0.0007226
13.5	0.024300	0.8593	0.05326	-0.0595830	3.3612	8.539	-0.0008020
13	0.025556	0.8533	0.05623	-0.0611807	3.3321	8.252	-0.0008942
12.5	0.026923	0.8469	0.05950	-0.0628363	3.3036	7.963	-0.001002
12	0.028415	0.8399	0.06310	-0.0645457	3.2758	7.673	-0.001129
11.5	0.030047	0.8321	0.06709	-0.0663017	3.2490	7.381	-0.001279
11	0.031840	0.8236	0.07151	-0.0680922	3.2233	7.087	-0.001460
10.5	0.033815	0.8142	0.07645	-0.0698984	3.1991	6.791	-0.001678
10	0.035998	0.8036	0.08200	-0.0716907	3.1766	6.493	-0.001946
9.5	0.038420	0.7918	0.08826	-0.0734242	3.1565	6.193	-0.002277
9	0.041118	0.7785	0.09538	-0.0750303	3.1393	5.891	-0.002693
8.5	0.044133	0.7632	0.1035	-0.0764029	3.1258	5.585	-0.003226
8	0.047516	0.7457	0.1129	-0.0773785	3.1172	5.277	-0.003920
7.9	0.048241	0.7419	0.1150	-0.0775054	3.1162	5.215	-0.004084
7.8	0.048984	0.7379	0.1171	-0.0776039	3.1154	5.153	-0.004257
7.7	0.049745	0.7338	0.1193	-0.0776711	3.1149	5.090	-0.004442
7.65	0.050132	0.7318	0.1204	-0.0776920	3.1148	5.059	-0.004538
7.6	0.050524	0.7296	0.1216	-0.0777037	3.1148	5.028	-0.004637
7.55	0.050921	0.7275	0.1227	-0.0777058	3.1148	4.996	-0.004740
7.5	0.051323	0.7253	0.1239	-0.0776980	3.1149	4.965	-0.004846
7.4	0.052140	0.7208	0.1263	-0.0776501	3.1154	4.902	-0.005067
7.3	0.052978	0.7161	0.1288	-0.0775557	3.1163	4.839	-0.005304

- [44] A. Garat and R. H. Price, Phys. Rev. D **61**, 124011 (2000).
- [45] J. A. V. Kroon, Phys. Rev. Lett. **92**, 041101 (2004).
- [46] W. Tichy, B. Brügmann, M. Campanelli, and P. Diener, Phys. Rev. D **67**, 064008 (2003).
- [47] M. Shibata, K. Uryū, and J. L. Friedman, Phys. Rev. D **70**, 044044 (2004).
- [48] K. Uryū, F. Limousin, J. L. Friedman, E.ourgoulhon, and M. Shibata (2005), LANL preprint archive, (gr-qc/0511136).
- [49] H. P. Pfeiffer, L. E. Kidder, M. A. Scheel, and S. A. Teukolsky, Comput. Phys. Commun. **152**, 253 (2003).
- [50] J. B. Boyd, *Chebyshev and Fourier Spectral Methods, 2nd edition* (Dover, New York, 2001), for an online version, see <http://www-personal.engin.umich.edu/~jpbayd>.
- [51] M. Barrett, M. Berry, T. F. Chan, J. Van der Horst, and H. Van der Horst, *Templates for the Solution of Linear Systems: Building Blocks for Iterative Methods* (SIAM, Philadelphia, PA, 1994).
- [52] Y. Saad, SIAM J. Sci. Comput. **14**, 461 (1993).
- [53] T. W. Baumgarte, Phys. Rev. D **62**, 024018 (2000).
- [54] H. P. Pfeiffer, S. A. Teukolsky, and G. B. Cook, Phys. Rev. D **62**, 104018 (2000).
- [55] M. L. Skoge and T. W. Baumgarte, Phys. Rev. D **66**, 107501 (2002).
- [56] W. Tichy and B. Brügmann, Phys. Rev. D **69**, 024006 (2004).
- [57] D. Christodoulou, Phys. Rev. Lett. **25**, 1596 (1970).
- [58] K. Alvi, Phys. Rev. D **61**, 124013 (2000).
- [59] K. S. Thorne and J. B. Hartle, Phys. Rev. D **31**, 1815 (1985).
- [60] L. E. Kidder, Phys. Rev. D **52**, 821 (1995).

- [61] E. Schnetter, B. Krishnan, and F. Beyer (2006), LANL preprint archive, (gr-qc/0604015).