

Rank deficiency and Tikhonov regularization in the inverse problem for gravitational-wave bursts

M Rakhmanov [‡]

LIGO Hanford Observatory, PO Box 159, Richland, WA 99352, USA

E-mail: malik@ligo-wa.caltech.edu

Abstract. Coherent searches for gravitational-wave bursts rely on methods which combine data from several detectors taking into account differences in their responses. The efforts are now focused on the maximum likelihood principle as the most natural way to combine data, which can also be used without prior knowledge of the signal. Recent studies however have shown that straightforward application of the maximum likelihood method to gravitational waves with unknown waveforms can lead to inconsistencies and unphysical results, such as the discontinuity in the functional form of residual or the divergence of the variance of the estimated solution for some locations in the sky. Several solutions to these problems based on different physical arguments have been proposed so far. In this paper we continue these investigations and show from a very general point of view that the detection of gravitational-wave bursts with a network of detectors belongs to the category of ill-posed problems, i.e. discrete inverse problem with rank-deficient matrix. We describe how to apply Tikhonov regularization technique to resolve the rank deficiency. A variant of Tikhonov regulator which minimizes the condition number of the matrix for all locations in the sky is introduced and its application for burst searches is briefly discussed.

PACS numbers: 04.80.Nn, 07.05.Kf, 95.55.Ym

1. Introduction

Efforts in searches for bursts with gravitational-wave detectors are now devoted to the development and testing of coherent data analysis techniques which do not require prior knowledge of the signal. Several such techniques have been proposed in the past, beginning with the method of Gürsel and Tinto [1] which substantially predates all other techniques. The approach of Gürsel and Tinto is based upon explicit construction of the null data stream for two-polarization gravitational waves with completely arbitrary waveforms. Renewed interest in this method is motivated by the search for efficient veto of bursts of non-astrophysical origin [2]. Other methods which do not rely on the waveforms include coherent power filter [3] and cross-correlations of data from different detectors [4, 5]. Recent studies are however converging on the maximum likelihood method as the most natural way to combine data from a network of gravitational wave detectors. It was shown by Flanagan and Hughes that the maximum likelihood inference can in principle be used without any knowledge of the anticipated signal [6]. This result served as the basis for a data analysis

[‡] Also at the Center for Gravitational Wave Physics, the Pennsylvania State University, University Park, PA 16802, USA.

technique specifically developed for searches of bursts with unknown waveforms by Anderson *et al* [7]. Subsequent extensions of this approach included Karhunen-Loeve expansion [8] and non-parametric adaptive filters [9]. All this groundwork helped building our confidence in the maximum likelihood method as a general framework for searches of bursts with unknown waveforms. However, it was recently discovered that straightforward application of the maximum likelihood principle can lead to inconsistencies and unphysical results, such as the peculiar discontinuity in the functional form of residual, called two-detector paradox [10], which occurs when the two detectors in the network become co-aligned. The solutions of the two-detector paradox included constraints and penalty functionals derived from various physical arguments [11, 12]. Continuing these investigations, we now consider the problem from a purely algebraic point of view. In this paper, we show that all these inconsistencies and paradoxes take place because the inverse problem for bursts belongs to the category of ill-posed discrete (matrix) problems. In particular, its underlying matrix of coefficients suffers from rank deficiency. It is then natural to look for a solution within Tikhonov regularization approach [13] which is a general framework for solving ill-posed problems.

2. The inverse problem for bursts

2.1. Network response

Consider a network of m detectors located at different places on Earth. The response of i th detector to gravitational wave with two polarizations h_+ and h_\times is given by

$$\xi_i(t) = F_{i+}(\phi, \theta) h_+(t) + F_{i\times}(\phi, \theta) h_\times(t), \quad (1)$$

where F_{i+} and $F_{i\times}$ are the antenna-pattern functions and ϕ and θ are the spherical angles of the source in the sky. The data from the network in general contains both signal and noise (see Fig.1):

$$x_i(t) = \xi_i(t + \tau_i) + \eta_i(t), \quad (2)$$

where the noise terms η_i are assumed to be statistically independent among the detectors. The delays $\tau_i = \tau_i(\phi, \theta)$ depend on the source location and are calculated with respect to a common reference, usually taken at the center of Earth. After changing the variables: $t \rightarrow t - \tau_i$, we can write Eqs.(1-2) in matrix form:

$$x(t|\phi, \theta) = A(\phi, \theta) h(t) + \eta(t|\phi, \theta), \quad (3)$$

where x and η are m -dimensional column vectors, h is 2-dimensional column vector, and A is $m \times 2$ matrix,

$$A = \begin{bmatrix} F_{1+} & F_{1\times} \\ \vdots & \vdots \\ F_{m+} & F_{m\times} \end{bmatrix} \equiv [\mathbf{F}_+ \ \mathbf{F}_\times], \quad (4)$$

which will be called the network response matrix. The short-hand notations $x(t|\phi, \theta)$ imply that each component of the vector is shifted by its appropriate time delay:

$$x_i(t|\phi, \theta) = x_i[t - \tau_i(\phi, \theta)]. \quad (5)$$

In what follows we will frequently omit explicit angular dependence and sometimes even omit time dependence and write Eq.(3) simply as

$$x = A h + \eta. \quad (6)$$

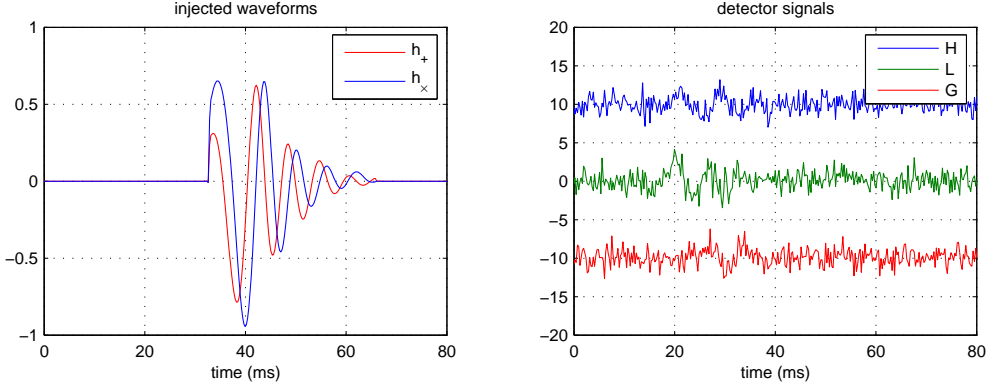


Figure 1. Simulated waveform injection into white Gaussian noise. *Left:* A typical two-polarization waveform from numerical modeling of binary black hole coalescence [14]. *Right:* Modeled detector signals in network H-L-G for source location $(-60^\circ, 22^\circ)$ with average matched-filter SNR ≈ 8.7 .

2.2. Moore-Penrose inverse

The inverse problem can be formulated as follows: given data from m detectors $x_i(t)$ find the gravitational-wave amplitudes $h_i(t)$ and the source location in the sky (ϕ, θ) by solving

$$A(\phi, \theta) h(t) = x(t|\phi, \theta), \quad \text{or} \quad A h = x. \quad (7)$$

Since in general the problem cannot be solved exactly, one looks for approximate solution which fits the data best by minimizing the functional

$$L[h] = \|x(t) - A h(t)\|^2, \quad (8)$$

where $\|\cdot\|$ stands for vector 2-norm:

$$\|x(t)\|^2 = \int_0^T |x(t)|^2 dt, \quad (9)$$

defined over a suitable interval of observation T .

The least squares (LSQ) functional $L[h]$ represents the minimization functional of the maximum likelihood principle. The functional which corresponds to the maximum-likelihood ratio is $L[h] - \|x\|^2$, which is entirely equivalent to $L[h]$ as the extra term does not contain h .

Variation of the least squares functional, Eq.(8), with respect to $h(t)$ yields the normal equations:

$$M h(t) = A^T x(t), \quad \text{where} \quad M = A^T A. \quad (10)$$

The solution follows:

$$h(t) = A^\dagger x(t), \quad (11)$$

where the $2 \times m$ matrix

$$A^\dagger = M^{-1} A^T, \quad (12)$$

is known as Moore-Penrose inverse. An example of the solution for h obtained from noisy data is shown in Fig.2. Note that Eq.(11) presents the solution to the first part

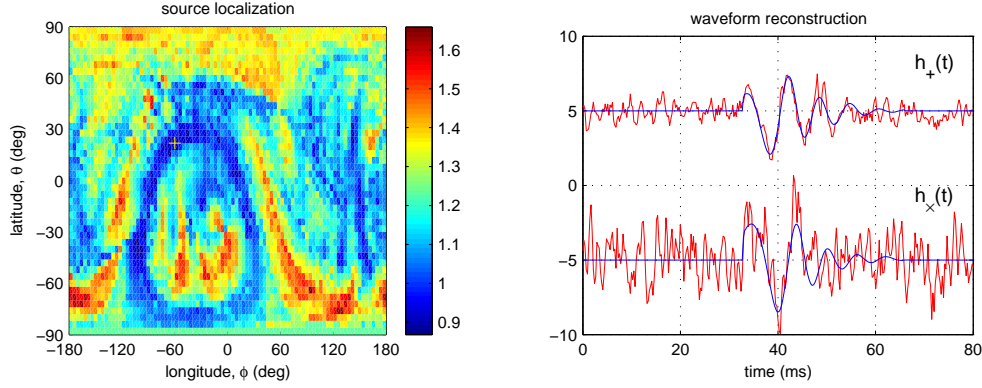


Figure 2. Simulated search results corresponding to the waveform injection in Fig. 1. *Left:* skymap of the residual functional (location of the source is marked by white cross); *Right:* injected (blue) and reconstructed (red) waveforms.

of the inverse problem: determination of h . At this stage the angles ϕ and θ are completely arbitrary. In the next section we describe the solution to the second part of the problem: determination of the source position in the sky.

Introduction of Moore-Penrose inverse allows us to define two complementary projector matrices:

$$P = AA^\dagger, \quad \text{and} \quad Q = I - AA^\dagger. \quad (13)$$

Note that $PA = A$ and $QA = 0$. The matrix P projects onto the vector space of the range of A , and Q projects onto the null space of A^T which is a subspace complementary to the range space.

2.3. The residual functional

Substitution of the solution to Eq.(8) gives us the residual functional:

$$R = \|Qx\|^2 \equiv x^T Q x, \quad (14)$$

where we used the fact that $Q^2 = Q$. The residual will play an important role in this analysis because of the following theorem.

Theorem 1: The expectation value of $R(\phi, \theta)$ acquires minimum at the true location of the source in the sky.

Proof: Assume that the source of gravitational waves is located at (ϕ_s, θ_s) producing a signal $h_s(t)$. Then the data takes the form: $x = A_s h_s + \eta$ and therefore the residual is

$$R = \|QA_s h_s\|^2 + 2\eta^T QA_s h_s + \eta^T Q \eta. \quad (15)$$

The first term contains only deterministic quantities and therefore its expectation value is the same as its current value. The expectation value of the second term vanishes as the signal usually does not correlate with the noise in the detectors. Finally, the expectation value of the third term is given by

$$\begin{aligned} \langle \eta^T Q \eta \rangle &= Q_{ij} \int_0^T \langle \eta_i(t - \tau_i) \eta_j(t - \tau_j) \rangle dt \\ &= Q_{ij} \int_0^T \delta_{ij} \langle \eta_i^2(t) \rangle dt = \sigma^2 \text{tr}\{Q\}, \end{aligned} \quad (16)$$

where σ is the variance of noise in the detectors. Knowing that $\text{tr}\{Q\} = m-2$, we obtain

$$\langle R(\phi, \theta) \rangle = \|QA_s h_s\|^2 + \sigma^2(m-2). \quad (17)$$

At the true location of the source $QA_s = 0$ and the function $\langle R(\phi, \theta) \rangle$ acquires minimum. An example of the residual skymap is shown in Fig.2.

Note that Theorem 1 only guarantees the necessary condition. One can show that the sufficient condition is not satisfied. This simply means that although the function $\langle R(\phi, \theta) \rangle$ acquires minimum at the true location of the source, in general it will have other minima on the sphere.

3. Examples of inverse problem

The simplest cases of the inverse problem correspond to networks with $m = 2$ and $m = 3$. The first of these yields a somewhat trivial result; the second allows some simplifications because of the existence of a vector product in 3 dimensions.

3.1. $m = 2$

In 2 dimensions the vectors \mathbf{F}_+ and \mathbf{F}_\times span the entire vector space of columns of A , and there are no null vectors. In this case the inverse problem allows the exact solution

$$h = A^{-1} x, \quad (18)$$

for which the residual vanishes identically. It is instructive to obtain this result in a somewhat different way. Recall that for $m = 2$ matrix A becomes square and therefore $A^\dagger = A^{-1}$, then

$$P = AA^\dagger = I, \quad \text{and} \quad Q = 0. \quad (19)$$

Consequently, $R(\phi, \theta) = 0$ for every point in the sky, and no source localization can be done in this case. Nevertheless, this result is in agreement with Theorem 1. Namely, if $\langle R \rangle$ is a constant function then every point in the sky can be viewed as a minimum of $\langle R \rangle$ including the one which corresponds to the true location of the source.

3.2. $m = 3$

In 3 dimensions the vectors \mathbf{F}_+ and \mathbf{F}_\times span a 2-dimensional subspace of the vector space of columns of A . The complementary subspace (the space of null vectors) is therefore 1 dimensional, and is defined by the only null vector: \mathbf{K} . The null condition $KA = 0$ can be written as

$$\mathbf{K} \cdot \mathbf{F}_+ = \mathbf{K} \cdot \mathbf{F}_\times = 0, \quad (20)$$

which implies that up to a multiplicative constant

$$\mathbf{K} = \mathbf{F}_+ \times \mathbf{F}_\times. \quad (21)$$

In this case, the projector matrices are best expressed in terms of the null vector:

$$Q_{ij} = \frac{K_i K_j}{|\mathbf{K}|^2}, \quad (22)$$

and therefore

$$P_{ij} = \delta_{ij} - \frac{K_i K_j}{|\mathbf{K}|^2}. \quad (23)$$

Using the general definition for the residual, Eq.(14), we obtain

$$R \equiv x^T Q x = \frac{\|\mathbf{K} \cdot \mathbf{x}\|^2}{|\mathbf{K}|^2}, \quad (24)$$

which is the minimization functional of Gürsel and Tinto [1].

Consider now the solution to the inverse problem and introduce two 3-dimensional vectors: \mathbf{H}_+ and \mathbf{H}_\times to partition the Moore-Penrose inverse:

$$A^\dagger = [\mathbf{H}_+ \ \mathbf{H}_\times]^T. \quad (25)$$

Then the solution for h , Eq.(11), can be written as

$$h_+ = \mathbf{H}_+ \cdot \mathbf{x}, \quad \text{and} \quad h_\times = \mathbf{H}_\times \cdot \mathbf{x}, \quad (26)$$

where the partition vectors are given explicitly by

$$\mathbf{H}_+ = \frac{1}{|\mathbf{K}|^2} \mathbf{F}_\times \times \mathbf{K}, \quad (27)$$

$$\mathbf{H}_\times = \frac{-1}{|\mathbf{K}|^2} \mathbf{F}_+ \times \mathbf{K}. \quad (28)$$

These equations can be derived as follows. Take for example \mathbf{H}_+ . Using the definition of Moore-Penrose inverse, Eq.(12), we find

$$\begin{aligned} \mathbf{H}_+ &= [M^{-1}]_{11} \mathbf{F}_+ + [M^{-1}]_{12} \mathbf{F}_\times \\ &= (\det M)^{-1} [(\mathbf{F}_\times \cdot \mathbf{F}_\times) \mathbf{F}_+ - (\mathbf{F}_+ \cdot \mathbf{F}_\times) \mathbf{F}_\times] \\ &= (\det M)^{-1} \mathbf{F}_\times \times (\mathbf{F}_+ \times \mathbf{F}_\times). \end{aligned} \quad (29)$$

Also note that

$$\det M = |\mathbf{F}_+|^2 |\mathbf{F}_\times|^2 - (\mathbf{F}_+ \cdot \mathbf{F}_\times)^2 = |\mathbf{F}_+ \times \mathbf{F}_\times|^2 = |\mathbf{K}|^2. \quad (30)$$

On substituting $\det M$ into Eq.(29), we obtain Eq.(27). Similarly, one can show that \mathbf{H}_\times is given by Eq.(28).

Note that the solution for h , Eq.(26), written in terms of partition vectors $\mathbf{H}_{+,\times}$ represents the “optimal” solution of Gürsel and Tinto. It becomes ill defined ($|\mathbf{K}| \rightarrow 0$) when the range vectors \mathbf{F}_+ and \mathbf{F}_\times are close to be collinear.

4. Problems with the LSQ minimization

There are several problems with minimization of the LSQ functional in its present form. Here we briefly describe some of these problems following [10]–[12].

4.1. Divergence of the expectation value of the solution

Consider the solution, Eq.(12), and assume that the data contains a signal $h_s(t)$:

$$x(t) = A(\phi_s, \theta_s) h_s(t) + \eta(t). \quad (31)$$

Then the solution acquires non-zero expectation value:

$$\langle h(t) \rangle = A^\dagger(\phi, \theta) A(\phi_s, \theta_s) h_s(t). \quad (32)$$

At the true location of the source $(\phi, \theta) = (\phi_s, \theta_s)$ and therefore $\langle h(t) \rangle = h_s(t)$. However, if for some reason the estimated source location slightly deviates from the true location, the solution can be very different from the true waveform, especially near those places in the sky where matrix M becomes singular. For a discussion of penalty functional introduced to cure this problem see [12].

4.2. Divergence of the variance of the solution

Consider now the error in the estimation of the gravitational-wave amplitudes which comes from the noise in the data:

$$\delta h(t) = A^\dagger(\phi, \theta) \eta(t). \quad (33)$$

Simple calculations lead to

$$\langle \delta h_i(t) \delta h_j(t') \rangle = \sigma^2 [M^{-1}]_{ij} \delta(t - t'), \quad (34)$$

where σ is the variance of noise in the detectors. Therefore, the variance of the solution,

$$\int_0^T \langle \delta h_i^2(t) \rangle dt = \sigma^2 [M^{-1}]_{ii}, \quad (35)$$

diverges as the estimated source location approaches those places in the sky where matrix M becomes singular. For solutions to this problem based on constraints applied to the waveforms see [11].

4.3. Divergence of the residual functional

Finally, consider the residual functional, Eq.(14). According to this definition the residual diverges if matrix M becomes singular. This result becomes somewhat puzzling if we recall that in one particular case of singularity, namely when all detectors in the network are co-aligned, the residual is actually well defined. Indeed, consider a network of m co-aligned detectors. In this case it is not possible to solve simultaneously for h_+ and h_\times , one can only solve for their linear combination: $\xi = F_+ h_+ + F_\times h_\times$. Then the LSQ functional takes the form [7]:

$$L[\xi] = \sum_{i=1}^m \|x_i(t) - \xi(t)\|^2, \quad (36)$$

with an obvious solution: $\xi = \frac{1}{m} \sum_{i=1}^m x_i$. In this case, the general definition Eq.(13) cannot be applied but the projectors P and Q can still be introduced:

$$P_{ij} = \frac{1}{m}, \quad \text{and} \quad Q_{ij} = \delta_{ij} - \frac{1}{m}. \quad (37)$$

Then the residual is

$$R \equiv x^T Q x = \frac{1}{m} \sum_{i,j=1}^m \int_0^T [x_i^2(t) - x_i(t)x_j(t)] dt. \quad (38)$$

Mathematically, this is an altogether different inverse problem, and there is no obvious reason why the solution of Eq.(36) must be related to the solution of the original inverse problem, Eq.(8). However, our physical intuition tells us that the network of nearly aligned detectors must behave very similarly to the network in which the same detectors become fully aligned. Yet, the residual calculated for nearly aligned detectors, Eq.(14), does not approach the one calculated for perfectly aligned detectors, Eq.(38), in the limit when the detectors become co-aligned. This discontinuity of the residual functional has been previously discussed on the example of a 2-detector network and was thus called the two-detector paradox [10]–[12].

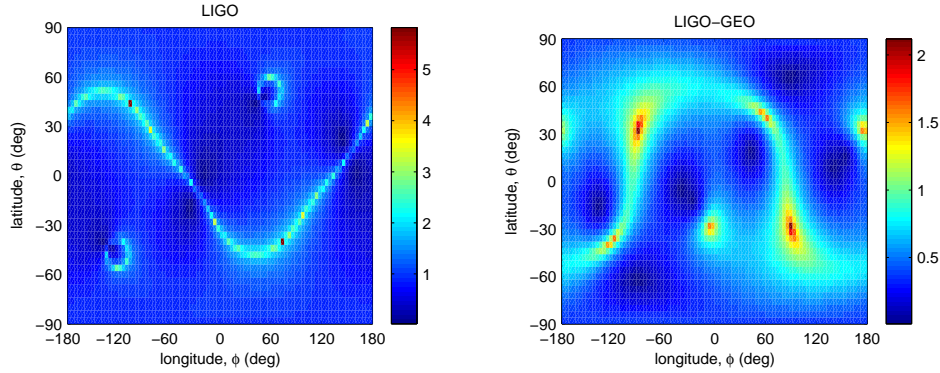


Figure 3. $\text{cond}(A)$ as a function of sky position (colormap in log scale). *Left:* LIGO-only network (H1-H2-L), *Right:* LIGO-GEO network (H1-H2-L-G). Note that close alignment of LIGO interferometers leads to very high condition number for some locations in the sky ($\sim 10^5$). Inclusion of GEO detector results in significant reduction of the condition number and yet it is still rather large ($\sim 10^2$).

5. Rank deficiency

All the above problems originate from rank deficiency of the network response matrix A which has a nominal rank of 2. The easiest way to picture rank deficiency is to consider a network in which all the detectors are co-aligned. Then all rows of matrix A are equal. This is a special case of row degeneracy in which all the rows of matrix A are proportional to each other and therefore rank of A is 1. Note that row degeneracy implies column degeneracy and vice versa. In vector notations, column degeneracy means that the range vectors of A are linearly dependent (collinear):

$$\mathbf{F}_\times = \beta \mathbf{F}_+, \quad (39)$$

for some real β . In practice we are seldom concerned with exact linear dependence as the problem appears already when the two vectors are close to be linearly dependent. Since rank can only take integer values, and remain 2 as long as the range vectors are not exactly collinear, it is not very useful for practical purposes. Often in numerical calculations a different parameter is used to describe the near degeneracy – numerical rank of matrix A , which can change continuously [15].

The degree to which inversion of A becomes ill defined can be described by another parameter – the condition number:

$$\text{cond}(A) = \|A\| \|A^\dagger\|, \quad (40)$$

where $\|\cdot\|$ stands for matrix 2-norm. § Perfectly invertible, orthogonal matrices have condition number of 1. Large values (compared to 1) indicate ill-conditioned inversion. Figure 3 shows condition numbers for two examples of detector networks.

6. Tikhonov regularization

Several techniques are available in applied mathematics to address rank deficiency of the coefficient matrix in the LSQ problem. One of the most commonly used and also

§ The 2-norm of matrix A is defined as the maximum value of the 2-norm of vector $A\mathbf{v}$ under condition that $\|\mathbf{v}\| = 1$.

best understood technique is Tikhonov regularization method [13]. The key idea in this method is to introduce a regularization functional, regulator, $\Omega[h(t)]$ such that the modified LSQ functional,

$$L_g[h] = \|x(t) - A h(t)\|^2 + g \Omega[h], \quad (41)$$

no longer suffers from rank deficiency. Consider for example quadratic regulator,

$$\Omega[h] \equiv h^T \Omega h = \int_0^T \Omega_{ij} h_i(t) h_j(t) dt, \quad (42)$$

where Ω_{ij} is symmetric 2×2 matrix. Quadratic regulators preserve the linearity of the inverse problem and therefore have advantage over other forms. Then the solution of the inverse problem becomes

$$h = M_g^{-1} A^T x, \quad \text{where} \quad M_g = M + g \Omega. \quad (43)$$

These equations suggest the regularized version of Moore-Penrose inverse

$$A_g^\dagger = M_g^{-1} A^T, \quad (44)$$

which leads to the following generalization of matrices P and Q :

$$P_g = A A_g^\dagger, \quad \text{and} \quad Q_g = I - A A_g^\dagger. \quad (45)$$

In general these matrices do not satisfy the property of projectors.

The role of Ω is to make the inverse of M_g well defined in case when M is nearly singular. This resolves the problems associated with singularities of M , described in Sect. 4.1 and 4.2. Introduction of the regulator also solves the problem of discontinuity of the residual. Consider the residual which is obtained with the regularized Moore-Penrose inverse. On substituting the solution given by Eq.(43) into the functional, Eq.(41), we obtain

$$R_g = x^T Q_g x. \quad (46)$$

This residual functional no longer suffers from the discontinuity problem described in Sect. 4.3 as can be seen from the following theorem.

Theorem 2: The residual R_g is a continuous function of the detector alignment and reduces to that of co-aligned detectors in the limit of perfect alignment.

Proof: consider the situation when A is column degenerate, Eq.(39). In this case,

$$[P_g]_{ij} = \frac{\alpha}{\alpha + g \det \Omega} f_i f_j, \quad (47)$$

where \mathbf{f} is a unit vector along \mathbf{F}_+ , and

$$\alpha = (\beta^2 \Omega_{11} - 2\beta \Omega_{12} + \Omega_{22}) |\mathbf{F}_+|^2. \quad (48)$$

If the detectors in the network are co-aligned $f_i = \frac{1}{\sqrt{m}}$ and therefore

$$[P_g]_{ij} = \frac{\alpha}{\alpha + g \det \Omega} \frac{1}{m}. \quad (49)$$

It is now clear that P_g reduces to P , Eq.(37), in the limit $g \rightarrow 0$, and therefore, Q_g reduces to Q in Eq.(37). Hence, the residual functional, Eq.(46), reduces to that in Eq.(38).

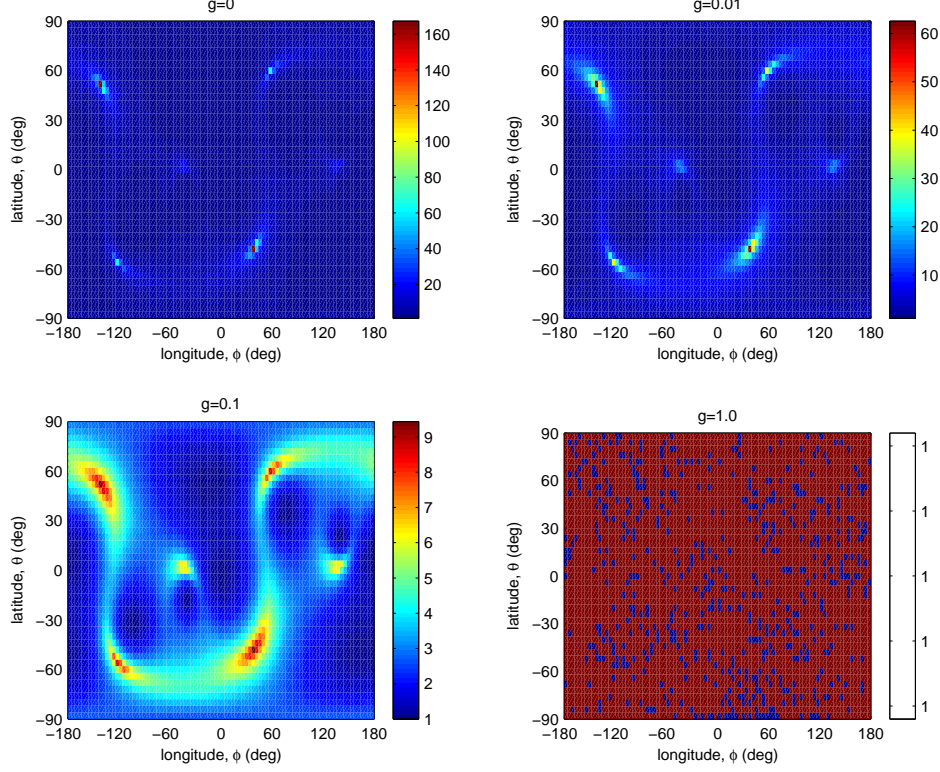


Figure 4. $\text{cond}(A)$ for LIGO-VIRGO network (H1-H2-L-V) as a function of sky position for different values of Tikhonov parameter g . Note that complete regularization takes place at $g = 1$ (bottom-right diagram) in which case $\text{cond}(A) = 1$ up to round-off errors.

7. Adaptive regulator

Static regulators ($\Omega_{ij} = \text{const}$) are hardly suitable for the present inverse problem as matrix A varies with sky position. Also the degree to which matrix A becomes non-invertible, measured by the condition number, depends on the place in the sky. It is therefore desirable to construct a regulator which is function of the sky position. Particularly useful will be regulators which adjust themselves to higher condition number always guaranteeing well-defined inversion of A . Such regulators will be called here adaptive.

Consider matrix M in the space of its eigenvectors. It is easy to show that its eigenvalues, μ_1 and μ_2 , are always positive and one is always greater than the other, e.g. $\mu_1 > \mu_2$. Since the purpose of a regulator is to prevent singularity, $\mu_{1,2} \rightarrow 0$, it is sufficient to consider Ω which are diagonal in the space of eigenvectors of M :

$$\tilde{\Omega}_{ij} = \begin{bmatrix} \omega_1 & 0 \\ 0 & \omega_2 \end{bmatrix}, \quad (50)$$

where we assume that $\omega_{1,2} > 0$. Notice that in networks in which at least one detector is not co-aligned with the others, only one of the eigenvalues (μ_2) can be singular.

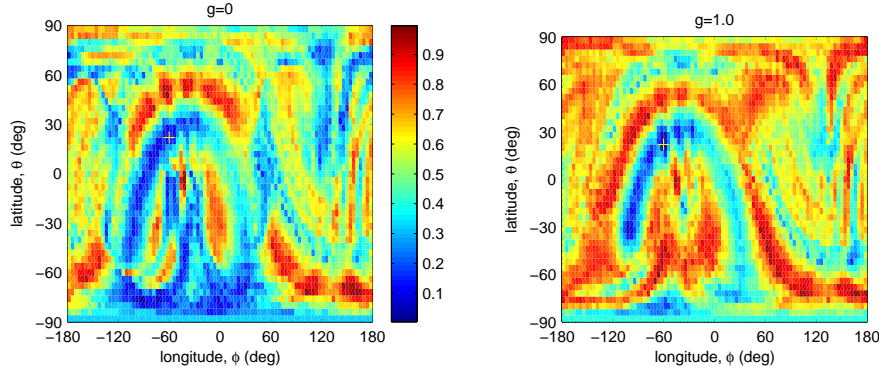


Figure 5. The residual for LIGO-VIRGO network (H1-H2-L-V) as a function of sky position, Eq.(46), with no regularization (left) and full regularization (right). The injected waveforms correspond to BH-BH merger (see Fig.1). The source location $(-60^\circ, 22^\circ)$ is indicated by white cross. Note a significant reduction in the degeneracy (blue area) introduced by the regulator.

This can be seen from the following theorem.

Theorem 3: If eigenvalues $\mu_{1,2}$ vanish simultaneously all the detectors in the network are co-aligned.

The proof based on the fact that simultaneous vanishing of both eigenvalues implies $\text{tr}(M) = 0$, which in turn implies that $|\mathbf{F}_+|^2 = 0$ and $|\mathbf{F}_\times|^2 = 0$.

The singularity of M in which one of the eigenvalues approaches zero whereas the other remains finite is known as a *finite gap* [15]. In this case we do not need to be concerned with both eigenvalues, as it is sufficient to regularize only one eigenvalue (μ_2). Thus we can limit ourselves with regulators of the form:

$$\tilde{\Omega}_{ij} = \begin{bmatrix} 0 & 0 \\ 0 & \omega \end{bmatrix}, \quad (51)$$

which are often called semi-norms ($\omega > 0$) in the space of solutions. Note that the parameter g becomes redundant: it can be absorbed into ω . Nevertheless, we retain g so that we can turn off the regulator, and assume that the default value of g is 1.

We can now construct a regulator which makes matrix A fully invertible over the entire sky. Quantitatively, this means

$$\mathbf{cond}(A) = \|A\| \|A_g^\dagger\| = 1, \quad (52)$$

for all (ϕ, θ) . It is easy to show that the minimum value for such regulator is given by

$$\omega_0 = \sqrt{\mu_1 \mu_2} - \mu_2. \quad (53)$$

The importance of this regulator can be seen from the following theorem.

Theorem 4: Any regulator ω such that $\omega > \omega_0$ yields $\mathbf{cond}(A) = 1$.

The proof follows from the fact that

$$\|A\| = \sqrt{\mu_1}, \quad \text{and} \quad \|A_g^\dagger\| = \max \left[\frac{1}{\sqrt{\mu_1}}, \frac{\sqrt{\mu_2}}{\mu_2 + \omega} \right]. \quad (54)$$

Figure 4 shows the improvement in the condition number for LIGO-VIRGO network which results from the regularization. This will imply improvement in the accuracy

of the solution for h . Note also that the introduction of the regularization improves localization of the source in the sky, see Fig.5. Further discussion of these results will be given elsewhere. We conclude with the reminder that regularization by its nature introduces a bias and therefore the optimal approach must be a trade-off between the bias and the error due to the noise.

8. Conclusion

We have shown that detection of gravitational-wave bursts of unknown waveforms is a linear inverse problem which becomes ill-conditioned due to the rank deficiency of the underlying network response matrix. Following the general scheme of Tikhonov regularization we introduced a seminorm regulator in the space of solutions which guarantees full inversion of the network response matrix over the entire sky. The analysis presented here is general and applies to any network of interferometric gravitational-wave detectors. The problem of rank deficiency is particularly important from practical point of view because the condition number for LIGO-only network can be extremely high and regularization of its response matrix will play a crucial role in stabilizing the solution of the inverse problem. For networks in which LIGO interferometers are accompanied by VIRGO or GEO detectors the condition number is substantially better and yet still in need of regularization.

Acknowledgments

I thank S. Waldman for reminding me the method of Tikhonov regularization, and R. Coldwell, L.S. Finn, S. Klimenko, and S.D. Mohanty for valuable discussions. This work was supported by the Center for Gravitational Wave Physics at the Pennsylvania State University and the US National Science Foundation under grants PHY 02-44902 and PHY 03-26281. The Center for Gravitational Wave Physics is funded by the National Science Foundation under cooperative agreement PHY 01-14375. This article has been assigned LIGO Laboratory document number LIGO-P060005-00-Z.

References

- [1] Gürsel Y and Tinto M 1989 *Phys. Rev. D* **40** 3884
- [2] Wen L and Schutz B F 2005 *Class. Quantum Grav.* **22** S1321
- [3] Sylvestre J 2003 *Class. Quantum Grav.* **20** S753
- [4] Cadonati L 2004 *Class. Quantum Grav.* **21** S1695
- [5] Cadonati L and Márka S 2005 *Class. Quantum Grav.* **22** S1159
- [6] Flanagan É É and Hughes S A 1998 *Phys. Rev. D* **57** 4566
- [7] Anderson W G, Brady P R, Creighton J D and Flanagan É É 2001 *Phys. Rev. D* **63** 042003
- [8] Viceré A 2002 *Phys. Rev. D* **66** 062002
- [9] Chassande-Mottin E 2003 *Phys. Rev. D* **67** 102001
- [10] Johnston W R 2004 *Detection strategies for a multi-interferometer triggered search* Master's thesis The University of Texas at Brownsville
- [11] Klimenko S, Mohanty S, Rakhmanov M and Mitselmakher G 2005 *Phys. Rev. D* **72** 122002
- [12] Mohanty S D, Rakhmanov M, Klimenko S and Mitselmakher G 2006 Variability of signal to noise ratio and the network analysis of gravitational wave burst signals (gr-qc/0601076)
- [13] Tikhonov A N and Arsenin V Y 1977 *Solutions of ill-posed problems* (Washington, D.C.: V.H. Winston & Sons)
- [14] Baker J, Campanelli M, Lousto C and Takahashi R 2002 *Phys. Rev. D* **65** 124012
- [15] Hansen P C 1998 *Rank-deficient and discrete ill-posed problems* (Philadelphia: SIAM)