

Improved initial data for black hole binaries by asymptotic matching of post-Newtonian and perturbed black hole solutions

Nicolás Yunes¹ and Wolfgang Tichy²

¹*Institute for Gravitational Physics and Geometry,
Center for Gravitational Wave Physics, Department of Physics,
The Pennsylvania State University, University Park, PA 16802-6300*
²*Department of Physics, Florida Atlantic University, Boca Raton, FL 33431*

(Dated: Id: paper.tex,v 1.65 2006/01/10 07:02:09 yunes Exp)

We construct approximate initial data for non-spinning black hole binary systems by asymptotically matching the 4-metrics of two tidally perturbed Schwarzschild solutions in isotropic coordinates to a resummed post-Newtonian 4-metric in ADMTT coordinates. The specific matching procedure used here closely follows the calculation in [1], and is performed in the so called buffer zone where both the post-Newtonian and the perturbed Schwarzschild approximations hold. The result is that both metrics agree in the buffer zone, up to the errors in the approximations. However, since isotropic coordinates are very similar to ADMTT coordinates, matching yields better results than in the previous calculation [1], where harmonic coordinates were used for the post-Newtonian 4-metric. In particular, not only does matching improve in the buffer zone, but due to the similarity between ADMTT and isotropic coordinates the two metrics are also close to each other near the black hole horizons. With the help of a transition function we also obtain a global smooth 4-metric which has errors on the order of the error introduced by the more accurate of the two approximations we match. This global smoothed out 4-metric is obtained in ADMTT coordinates which are not horizon penetrating. In addition, we construct a further coordinate transformation that takes the 4-metric from global ADMTT coordinates to new coordinates which are similar to Kerr-Schild coordinates near each black hole, but which remain ADMTT further away from the black holes. These new coordinates are horizon penetrating and lead, for example, to a lapse which is everywhere positive on the $t = 0$ slice. Such coordinates may be more useful in numerical simulations.

PACS numbers: 04.20.Ex, 04.25.Dm, 04.25.Nx, 04.30.Db, 95.30.Sf

I. INTRODUCTION

The modeling of binary black hole systems is essential for the detection of gravitational waves both by space and earth-based interferometers [2, 3, 4, 5, 6]. Often this detection relies on matched filtering, which consists of comparing accurate waveform templates to the signal. In the strong field regime, these templates can be modeled accurately enough only by numerical simulations [7], where one solves the Einstein equations subject to initial conditions that determine the physical character of the system. The astrophysical accuracy of the template generated via a numerical evolution will depend on two main factors: the numerical error introduced by the evolution and gravitational wave extraction codes; and the astrophysical accuracy of the initial data set. In this paper we study the initial data problem and extend and test a method developed in Ref. [1] (henceforth paper 1) to construct astrophysically accurate data.

There have been numerous efforts to find astrophysically accurate initial data for binary systems [8, 9, 10, 11, 12, 13, 14, 15, 16, 17, 18, 19, 20, 21, 22, 23, 24, 25, 26, 27], which usually consist of the 3-metric and extrinsic curvature. Most methods rely on performing decompositions of the data to separate the so called physical degrees of freedom from those constrained by the Einstein equations and those associated with diffeomorphisms. These physical degrees of freedom carry the gravitational wave

content of the data, and thus should be chosen to represent the astrophysical scenario that is being described. However, the exact solution to the Einstein equations for the 2-body scenario remains elusive. Therefore, the gravitational wave content of the data is not known exactly.

The common cure to this problem is to give an ansatz for these physical degrees of freedom, which usually does not satisfy the constraints. This ansatz is then projected onto the constraint-satisfying hypersurface by solving the constraint equations for the quantities introduced by the decomposition. The projected data will now satisfy the constraints, but it is unclear whether such data are astrophysically accurate. First, some of the assumptions that are used in the construction of the initial ansatz are known to be physically inaccurate. For example, the spatial metric is often assumed to be conformally flat, which is known to be incorrect at 2 post-Newtonian (PN) order [28], and which also does not contain realistic tidal deformations near the black holes. Furthermore, after projecting onto the constraint hypersurface, the data will be physically different from the initial ansatz [17, 18, 29]. It is thus unclear exactly what physical scenario these projected data represent and whether or not they will be realistic.

Recent efforts have concentrated on using physical approximations to construct initial data sets that are both physically accurate and close to the constraint hypersurface (see paper 1). These data can then be evolved without solving the constraints, provided that constraint

violations are everywhere smaller than numerical error. A perhaps more appealing alternative is to project these data onto the constraint hypersurface. If these data are close enough to the hypersurface, then any sensible projection algorithm should produce constraint-satisfying data that are close to the original approximate solution.

Regardless of how such data are implemented, there are reasons to believe that such an approach will produce astrophysically realistic initial data. First, since the data are built from physical approximations, there are no assumptions that are unrealistic. The only limit to the accuracy is given by the order to which the approximations are taken. Moreover, the analytic control provided by these physical approximations allows for the tracking of errors in the physics, thus providing a means to measure the distance to the exact initial data set.

Data that use physical approximations valid on the entire hypersurface are difficult to find because such approximations are usually valid only in certain regions of the hypersurface. One method to construct such data is by asymptotically matching two different physical approximations in a region where they overlap. Asymptotic matching, which for general relativity was developed in [30, 31, 32, 33, 34], consists of comparing the asymptotic approximations of two adjacent solutions inside of an overlap 4-volume. By comparing these asymptotic approximations, matching returns a map between coordinates and parameters local to different regions, which forces adjacent solutions to be asymptotic to each other inside the overlap region called the buffer zone. Since these solutions are close to each other in the buffer zone, it is possible to construct transition functions that merge these solutions, thus generating a smooth global metric.

Alvi [35] attempted to apply matching to binary systems, but instead of matching he actually performed patching, because he set the physical approximations equal to each other at a 2-surface. As a result, Jansen and Brüggmann [36] found that Alvi's 4-metric, and in particular his extrinsic curvature, was hard to smooth with transition functions in the buffer zone, since the solutions were not sufficiently close to each other. Jansen and Brüggmann thus concluded that these large discontinuities in Alvi's data renders them impractical for numerical implementation. In paper 1, binary systems were studied once more, but this time true asymptotic matching was implemented, thus successfully generating solutions that approach each other in the buffer zone. It was possible to smooth these solutions and thus to create useful initial data. The approach we used in paper 1 was to match a PN metric in harmonic gauge [28], valid far from both black holes but less than a gravitational wavelength from the center of mass (near zone), to a perturbed Schwarzschild metric in isotropic coordinates, valid close to the holes (inner zone).

In this paper, we study the method developed in paper 1 in more detail and we investigate and improve the resulting data. This improvement is mainly due to using different coordinates in the PN approximation. In-

stead of employing harmonic gauge, we now use a post-Newtonian metric in ADMTT gauge [37, 38, 39]. We will see that this leads to better matching. The reason for this improvement is that the 4-metric in ADMTT coordinates can be brought into a form that is very close to Schwarzschild in isotropic coordinates near each black hole. Therefore, we obtain a much smoother match between this near zone metric and the inner zone one, which is also given in isotropic coordinates (see Fig. 2). The results presented in Sec. VI indeed show that matching with the ADMTT PN near zone metric works better than with the harmonic PN near zone metric. In addition, the ADMTT PN near zone metric is very similar to the perturbed Schwarzschild metric even near the black hole horizon, where PN approximations in principle break down. This similarity is due to the fact that, we use a resummed version of the ADMTT metric, obtained by adding higher order post-Newtonian terms.

Another piece of evidence that suggests that matching works better between ADMTT and isotropic coordinates comes from looking at Hamiltonian and momentum constraint violations. In Sec. VII we compare the Hamiltonian and momentum constraint violations for the data of this paper and of paper 1. We find that the use of the ADMTT PN near zone metric leads to smaller constraint violations. With the help of a transition function we can also obtain a global smooth 4-metric which has errors on the order of the error introduced by the more accurate of the two approximations we match.

By computing the constraint violations, we discover that both the data set of this paper and that presented in paper 1 might not be easily implemented in numerical simulations. In particular, we observe that the momentum constraint diverges near the apparent horizon of each black hole. This makes it difficult or impossible to excise a region inside each black hole, which contains all points where divergences occur. This divergence arises due to the choice of coordinates in the inner zone. Since we use the $t = \text{const}$ slices of isotropic coordinates as spatial slices, the lapse goes through zero near the horizon. This zero in the lapse in turn leads to a blowup of some components of the extrinsic curvature and the momentum constraint. In order to circumvent this problem, we construct a map from isotropic coordinates to new horizon-penetrating coordinates. A similar idea was presented in Ref. [40], but here we extend those ideas and provide explicit expressions for the transformed inner zone metric in a ready-to-implement form. These new coordinates are identical Kerr-Schild coordinates inside the horizon and become isotropic in the buffer zone. When this transformation is applied to either the data set presented in this paper or that presented in paper 1, the lapse of the new $t = \text{const}$ slices is positive through the horizon, eliminating the divergence in the extrinsic curvature. This new coordinate system will make excision easier, without changing the physical content of the data.

The paper is organized as follows. Sec. II explains how

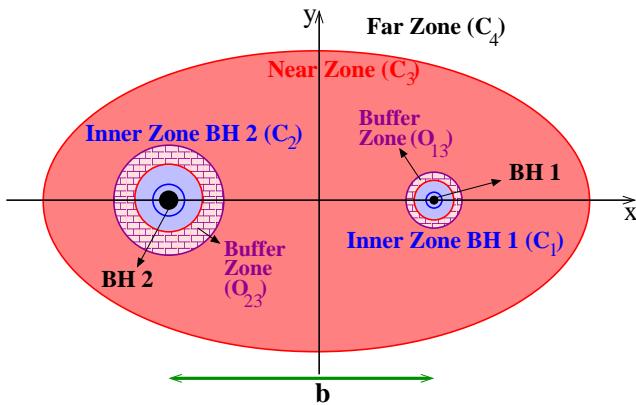


FIG. 1: Schematic diagram of the near zone (dark gray), inner zones (light gray) and buffer zones (checked). The near zone extends up to the inner boundary of the buffer zone, while the inner zone extends from the outer boundary of the buffer zone up to the black hole. Therefore, the buffer zones are spherical shells where the near zone and inner zones overlap. BH1 and BH2 (black) are separated by distance b .

the spacetime is divided into zones and how matching will be implemented. Sec. III describes the near zone post-Newtonian metric, while Sec. IV focuses on the inner zone metric. Sec. V performs the matching and provides a map between coordinates and parameters local to the near and inner zones. Sec. VI gives explicit formulas for the global metric, introduces the smoothing functions and also decomposes this 4-metric into initial data for numerical relativity. Sec. VII compares the constraint violations of the initial data presented in this paper to those of paper 1. In Sec. VIII we present an additional coordinate transformation which can be used to construct horizon penetrating coordinates. Sec. IX concludes and points to future work. Throughout we use geometrized units, where $G = c = 1$.

II. DIVISION OF SPACETIME INTO ZONES AND MATCHING IN GR

Consider a binary black hole spacetime and divide it into 4 zones. First, there are the so called inner zones \mathcal{C}_1 and \mathcal{C}_2 close to each black hole, where we can use black hole perturbation theory to obtain an approximate solution to the Einstein equations. These solutions are obtained under the assumption that the black holes are separated far enough that the influence of black hole 2 is only a small perturbation near black hole 1. Second, there is the near zone \mathcal{C}_3 where PN theory should provide a good approximation as long as the black holes do not move too fast. Finally \mathcal{C}_4 denotes the far zone where retardation effects matter. These zones are shown in Fig. 1 and we summarize them in Table I. The quantities introduced in this table are defined as follows: r_{in} and r_{out} are the inner and outer boundary of each zone respectively, as measured from the A th black hole ($A = 1$ or

Zone	r_{in}	r_{out}	$\epsilon_{(n)}$
Inner zone BH1 (\mathcal{C}_1)	0	$\ll b$	R_1/b
Inner zone BH2 (\mathcal{C}_2)	0	$\ll b$	R_2/b
Near zone (\mathcal{C}_3)	$\gg m_A$	$\ll \lambda/2\pi$	m_A/r_A
Far zone (\mathcal{C}_4)	$\gg \lambda/2\pi$	∞	m_A/r_A

Table I: Description of the division of the spacetime into zones.

2) in the coordinate system local to it; $\epsilon_{(n)}$ is the expansion parameter used to find an approximate solution to the Einstein equations in that zone; m_A is the mass parameter of the A th black hole in the near and far zones; r_A and R_A are the radial distances as measured from the A th hole in the near and inner zones respectively; λ is the typical gravitational wavelength; and b is the coordinate separation of the black holes.

Inside of each zone we approximate the 4-metric with an univariate expansion in $\epsilon_{(n)}$, which is defined in some coordinate system, and which depends on parameters, like the mass of the black holes or the orbital angular velocity. The inner zones are both equipped with isotropic coordinates and have parameters (M_A, Ω) , where the approximate solutions to the Einstein equations are given by a perturbed Schwarzschild metric. On the other hand, the near zone is equipped with ADMTT coordinates (ADMTT gauge), where the approximate solution to the Einstein equations is a PN approximation with parameters m_A and ω . This PN approximation is valid in both \mathcal{C}_3 and \mathcal{C}_4 up to the order treated in this paper.

As explained in paper 1, asymptotic matching consists of comparing the asymptotic expansions of adjacent approximate metrics in an overlap region or buffer zone. These buffer zones are defined by the intersection of the regions of validity of two adjacent metrics. The 2 buffer zones are delimited by the intersection of the inner zones \mathcal{C}_1 and \mathcal{C}_2 (of BHs 1 and 2), and the near zone \mathcal{C}_3 . These buffer zones $\mathcal{O}_{12} = \mathcal{C}_1 \cap \mathcal{C}_2$ and $\mathcal{O}_{13} = \mathcal{C}_1 \cap \mathcal{C}_3$ have sizes $m_A \ll r_A \ll b$. and are the regions in which asymptotic matching will be performed. Formally, there is a third buffer zone (\mathcal{O}_{34}), given by the intersection of the near and far zone, but since the ADMTT PN metric at the order considered here is valid in both \mathcal{C}_3 and \mathcal{C}_4 , it is unnecessary to perform any matching there. The asymptotic expansions of the approximate metrics in the buffer zones \mathcal{O}_{A3} are bivariate, because they will depend on 2 independent parameters: m_A/r_A and r_A/b . Thus, the errors in the asymptotic expansions valid in the buffer zones will be denoted as $O(p, q)$, which stands for errors of $O(m/b)^p$ or errors of $O(r_A/b)^q$.

Asymptotic matching then produces a coordinate and parameter mapping between adjacent regions. In this paper, these maps will consist of a transformation between isotropic and ADMTT coordinates, as well as a set of conditions to relate M_A and Ω to m_A and ω . With

these maps, we can construct a piece-wise global metric by choosing a 3-surface inside the buffer zone, where we join the approximate solutions to the Einstein equations together. Small discontinuities will be present in the global metric at the chosen 3-surface, due to its inherent piecewise nature, but they are of the same order as the errors in the physical approximations, and thus controllable by the size of the perturbation parameters. Furthermore, if such parameters are chosen sufficiently small, these errors could, in particular, become smaller than numerical resolution. Ultimately, a C^∞ metric is sought after, so, since these discontinuities are small, the global metric can be smoothed by introducing transition functions.

III. NEAR ZONE: AN ADMTT POST-NEWTONIAN METRIC

In this section, we present the near zone metric in ADMTT gauge valid in \mathcal{C}_3 and \mathcal{C}_4 and expand it in the buffer zone \mathcal{O}_{13} . Analyzing matching in \mathcal{O}_{13} will suffice due to the symmetry of the problem. The coordinate-parameter map for the overlap region \mathcal{O}_{23} will later be given by a simple symmetry transformation.

The ADMTT PN metric is obtained by solving the equations of motion for a binary black hole system with Hamiltonian dynamics [37]. The Hamiltonian is expanded in a slow-motion, weak-field approximation (PN) in ADMTT coordinates. This approach is similar to the standard Lagrangian PN expansion implemented in paper 1 and there exists a mapping between the two methods [28]. However, they differ in that the Hamiltonian formulation introduces a 3 + 1 decomposition of the 4-metric from the start, and thus it provides PN expressions for the lapse, shift, 3-metric and the conjugate momentum.

We follow the conventions of Ref. [37] where the black hole trajectories from the center of mass of the system is given by

$$\vec{\xi}_1(t'') = \frac{m_2}{m} \vec{b}(t''), \quad \vec{\xi}_2(t'') = -\frac{m_1}{m} \vec{b}(t''). \quad (1)$$

In Eq. (1), m_A and $m = m_1 + m_2$ stand for the mass of BH A and the combined mass of the system in the ADMTT gauge, whereas the separation vector $\vec{b}(t)$ is given by

$$\vec{b}(t'') = b(\cos \omega t'', \sin \omega t'', 0). \quad (2)$$

Note that Eq. (2) assumes the black holes are initially in a circular orbit, which is a sensible approximation in the late stages of inspiral, since gravitational radiation will have circularized the orbit. The angular velocity of this orbit is given by Eq. (60) in Ref. [17]:

$$\omega = \sqrt{m/b^3} \left[1 + \frac{1}{2} \left(\frac{\mu}{m} - 3 \right) \frac{m}{b} \right], \quad (3)$$

with errors of $O(m/b)^{5/2}$. In Eq. (3), $\mu = m_1 m_2 / m$ is the reduced mass of the system and b is the norm of the

separation vector. This angular velocity is valid in the ADMTT gauge, which is different from the PN velocity used in paper 1, since the latter is valid only in harmonic coordinates.

We further define the radial vector pointing from either black hole to a field point by

$$\vec{r}_A'' = (x'' - \xi_A^x, y'' - \xi_A^y, z'' - \xi_A^z), \quad (4)$$

where the double primed variables (t'', x'', y'', z'') are inertial ADMTT coordinates measured from the center of mass. With these definitions, it is clear that $\vec{r}_1'' = \vec{r}_2'' + \vec{b}$, where \vec{b} points from black hole 1 to 2. We also introduce the unit vector

$$\vec{n}_A'' = \vec{r}_A'' / r_A''. \quad (5)$$

and the radial vector pointing from the center of mass to a field point $r'' = (x'', y'', z'')$.

The particle's velocity vector is given by

$$\vec{v}_A'' = \partial_t \vec{r}_A'' = (-1)^{A+1} \frac{\mu}{m_A} b \omega (-\sin \omega t'', \cos \omega t'', 0). \quad (6)$$

The post-Newtonian near zone metric in inertial ADMTT coordinates (Eqs.(5.4)-(5.6) in Ref. [37]) can then be written as

$$\begin{aligned} g_{i''j''}^{(3)} &= \Psi^4 \delta_{ij}, \\ g_{0''i''}^{(3)} &= g_{i''j''}^{(3)} \beta^{(3)j''}, \\ g_{0''0''}^{(3)} &= g_{0''i''}^{(3)} \beta^{(3)i''} - (\alpha^{(3)})^2, \end{aligned} \quad (7)$$

where we introduced a post-Newtonian conformal factor

$$\Psi = 1 + \frac{m_1}{2r_1''} + \frac{m_2}{2r_2''}. \quad (8)$$

and where the post-Newtonian lapse and shift (Eqs.(5.4)-(5.6) in Ref. [37]) are written as

$$\alpha^{(3)} = \frac{2 - \Psi}{\Psi} \quad (9)$$

and

$$\begin{aligned} \beta^{(3)i''} &= \frac{m_1}{r_1''} \left[\frac{1}{2} \left(v_1^{i''} - \vec{v}_1'' \cdot \vec{n}_1'' n_1^{i''} \right) - 4v_1^{i''} \right] \\ &+ \frac{m_2}{r_2''} \left[\frac{1}{2} \left(v_2^{i''} - \vec{v}_2'' \cdot \vec{n}_2'' n_2^{i''} \right) - 4v_2^{i''} \right]. \end{aligned} \quad (10)$$

These expressions are accurate up to errors of $O(m/r_A)^2$. The 3-metric is conformally flat and in the vicinity of each black hole (near $r_A = 0$) the metric is very similar to the metric of a black hole in isotropic coordinates. Note that Ref. [37] uses units where $16\pi G = 1$, but in Eq. (7) we use units where $G = 1$ instead.

Also note that the PN expressions above are not pure Taylor expansions in m/r or v/c . Instead, certain higher

order PN terms have been added to make the metric similar to the Schwarzschild metric in isotropic coordinates near each black hole. This resummation does not change the PN accuracy of the metric, but it yields a metric that is very similar to the inner zone metric. The PN metric written in this form above even has apparent horizons near $r_A = m_A/2$. Later when we plot our results we will use this resummed form of the metric. Furthermore, note that the lapse and the spatial metric are similar to what was used in paper 1. However, the shift given here is different from that in paper 1 and, thus, the maps returned by asymptotic matching will also be different.

Now that we have the 4-metric in the near zone it is convenient to remove the frame rotation by performing the transformation

$$\begin{aligned} t'' &= t, \\ x'' &= x \cos \omega t - y \sin \omega t, \\ y'' &= x \sin \omega t + y \cos \omega t, \\ z'' &= z, \end{aligned} \quad (11)$$

where unprimed symbols stand for corotating ADMTT coordinates and double primed symbols correspond to the inertial ADMTT frame. After doing this coordinate change, the form of the near zone metric (7) as well as the lapse and conformal factor remain unchanged, with only the shift picking up an additional $\omega \times r$ term and now becomes

$$\begin{aligned} \beta^{(3)i} &= \frac{m_1}{r_1} \left[\frac{1}{2} (v_1^i - \vec{v}_1 \cdot \vec{n}_1 n_1^i) - 4v_1^i \right] \\ &+ \frac{m_2}{r_2} \left[\frac{1}{2} (v_2^i - \vec{v}_2 \cdot \vec{n}_2 n_2^i) - 4v_2^i \right] \\ &- \epsilon_{ik3} \omega x^k, \end{aligned} \quad (12)$$

where \vec{v}_A and \vec{n}_A are now time independent and equal to the double primed versions at $t = 0$. In these coordinates, the magnitude of the radial vectors become

$$r''_A = r_A = (x_A^2 + y^2 + z^2)^{1/2}, \quad (13)$$

where $x_1 = x - bm_2/m$ and $x_2 = x + bm_1/m$.

Let us now make one final coordinate transformation where we will shift the origin to the center of BH1, i.e.,

$$\begin{aligned} x' &= x_1 = x - \frac{m_2 b}{m}, \\ y' &= y, \\ z' &= z, \\ t' &= t. \end{aligned} \quad (14)$$

The single-primed coordinates then stand for the shifted corotating ADMTT coordinate system. This coordinate change is useful because we will later concentrate on matching in \mathcal{O}_{13} . We will usually make explicit reference to x_1 instead of x' to remind us that this distance should be measured from BH 1. This shift of the origin was not performed in paper 1 and, thus, the coordinate transformations that we will find will look slightly different. However, to $O(m/b)$ this transformation should reduce to the results of paper 1 when the shift is undone.

We now concentrate on the overlap region (buffer zone) \mathcal{O}_{13} . Inside \mathcal{O}_{13} we can expand all terms proportional to $1/r_2$ in Legendre polynomials of the form

$$\frac{1}{r'_2} = \frac{1}{b} \sum_{n=0}^{\infty} \left(-\frac{r'_1}{b} \right)^n P_n \left(\frac{x_1}{r'_1} \right). \quad (15)$$

Substituting Eq. (15) into Eq. (7), we obtain

$$\begin{aligned} \tilde{g}_{0'0'}^{(3)} &\sim -1 + \frac{2m_1}{r'_1} + \frac{2m_2}{b} \left[1 + \frac{r'_1}{b} P_1 \left(\frac{x_1}{r'_1} \right) + \left(\frac{r'_1}{b} \right)^2 P_2 \left(\frac{x_1}{r'_1} \right) \right] + \omega^2 \left[\left(x_1 + \frac{m_2 b}{m} \right)^2 + y'^2 \right], \\ \tilde{g}_{0'1'}^{(3)} &\sim -y' \omega \left\{ 1 + \frac{2m_1}{r'_1} + \frac{2m_2}{b} \left[1 + \frac{r'_1}{b} P_1 \left(\frac{x_1}{r'_1} \right) \right] \right\} - \frac{1}{2} \frac{\mu}{r'_1} b \omega \frac{y' \left(x_1 + \frac{m_2 b}{m} \right)}{r_1'^2} \left(1 - \frac{r_1'^3}{b^3} \right) \\ &\quad + \frac{\mu}{2m} b \omega \frac{b y}{r_1'^2} \left[\frac{m_2}{r'_1} + \frac{m_1}{b} \frac{r_1'^2}{b^2} \left(1 + 3 \frac{r'_1}{b} P_1 \left(\frac{x_1}{r'_1} \right) \right) \right], \\ \tilde{g}_{0'2'}^{(3)} &\sim \left(x_1 + \frac{m_2 b}{m} \right) \omega \left\{ 1 + \frac{2m_1}{r'_1} + \frac{2m_2}{b} \left[1 + \frac{r'_1}{b} P_1 \left(\frac{x_1}{r'_1} \right) \right] \right\} - \frac{7}{2} \frac{\mu}{r'_1} b \omega \left\{ 1 - \frac{r'_1}{b} \left[1 + \frac{r'_1}{b} P_1 \left(\frac{x_1}{r'_1} \right) \right] \right. \\ &\quad \left. + \left(\frac{r'_1}{b} \right)^2 P_2 \left(\frac{x_1}{r'_1} \right) \right\} - \frac{1}{2} \frac{\mu}{r'_1} b \omega \frac{y'^2}{r_1'^2} \left(1 - \frac{r_1'^3}{b^3} \right), \\ \tilde{g}_{0'3'}^{(3)} &\sim -\frac{1}{2} \frac{\mu}{r'_1} b \omega \frac{y z}{r_1'^2} \left(1 - \frac{r_1'^3}{b^3} \right), \\ \tilde{g}_{i'j'}^{(3)} &\sim \delta_{ij} \left\{ 1 + \frac{2m_1}{r'_1} + \frac{2m_2}{b} \left[1 + \frac{r'_1}{b} P_1 \left(\frac{x_1}{r'_1} \right) + \left(\frac{r'_1}{b} \right)^2 P_2 \left(\frac{x_1}{r'_1} \right) \right] \right\}, \end{aligned} \quad (16)$$

where all errors are of order $O(2,3)$ and where $m_1 \ll r \ll b$. Eq. (16) is denoted with a tilde because it is the asymptotic expansion in the buffer zone around BH1 of the ADMTT metric. This metric has now been expressed entirely in terms of the shifted corotating ADMTT coordinate system (x', y', z', t') .

Note that Eq.(16) is a bivariate series, since it depends on two *independent* expansion parameters m_1/r'_1 and r'_1/b . Since both expansion parameters must be small independently, Eq.(16) is valid in a 4-volume defined by the size of the buffer zone.

IV. INNER ZONE: A BLACK HOLE PERTURBATIVE METRIC

In this section we discuss the metric in the inner zone \mathcal{C}_1 of BH1 and its asymptotic expansion in the overlap

region \mathcal{O}_{13} . Since this metric will be the same as that used in the inner zone in paper 1, we will minimize its discussion and mostly refer to that paper. However, since we are using different notation than that used in paper 1, we will summarize here the principal formulas.

In the inner zone 1, let us use inertial isotropic coordinates, labeled by $x^{\bar{i}} = (\bar{x}, \bar{y}, \bar{z}, \bar{t})$, which are centered at BH 1. Note that these coordinate are identical to the shifted corotated harmonic coordinates used in the near zone to zeroth order. Let us further denote the inner zone metric by $g_{\bar{\mu}\bar{\nu}}^{(1)}$, which will be given by a tidally perturbed Schwarzschild solution as

$$\begin{aligned}
g_{\bar{0}\bar{0}}^{(1)} &\approx - \left[\frac{1 - M_1/(2\bar{r}'_1)}{1 + M_1/(2\bar{r}'_1)} \right]^2 + \frac{m_2}{b^3} \left(1 - \frac{M_1}{2\bar{r}'_1} \right)^4 \left[3 (\bar{x}' \cos \Omega \bar{t}' + \bar{y}' \sin \Omega \bar{t}')^2 - \bar{r}'_1{}^2 \right], \\
g_{\bar{0}\bar{1}}^{(1)} &\approx \frac{2m_2}{b^3} \sqrt{\frac{m}{b}} \left(1 - \frac{M_1}{2\bar{r}'_1} \right)^2 \left(1 + \frac{M_1}{2\bar{r}'_1} \right)^4 [(\bar{z}'^2 - \bar{y}'^2) \sin \Omega \bar{t}' - \bar{x}' \bar{y}' \cos \Omega \bar{t}'], \\
g_{\bar{0}\bar{2}}^{(1)} &\approx \frac{2m_2}{b^3} \sqrt{\frac{m}{b}} \left(1 - \frac{M_1}{2\bar{r}'_1} \right)^2 \left(1 + \frac{M_1}{2\bar{r}'_1} \right)^4 [(\bar{x}'^2 - \bar{z}'^2) \cos \Omega \bar{t}' + \bar{x}' \bar{y}' \sin \Omega \bar{t}'], \\
g_{\bar{0}\bar{3}}^{(1)} &\approx \frac{2m_2}{b^3} \sqrt{\frac{m}{b}} \left(1 - \frac{M_1}{2\bar{r}'_1} \right)^2 \left(1 + \frac{M_1}{2\bar{r}'_1} \right)^4 (\bar{y}' \cos \Omega \bar{t}' - \bar{x}' \sin \Omega \bar{t}') \bar{z}', \\
g_{\bar{i}\bar{j}}^{(1)} &\approx \left(1 + \frac{M_1}{2\bar{r}'_1} \right)^4 \left(\delta_{ij} + \frac{m_2}{b^3} \left[3 (\bar{x}' \cos \Omega \bar{t}' + \bar{y}' \sin \Omega \bar{t}')^2 - \bar{r}'_1{}^2 \right] \left\{ \left[\left(1 + \frac{M_1}{2\bar{r}'_1} \right)^4 - \frac{2M_1^2}{\bar{r}'_1{}^2} \right] \delta_{ij} \right. \right. \\
&\quad \left. \left. - \frac{2M_1}{\bar{r}'_1} \left(1 + \frac{M_1}{4\bar{r}'_1{}^2} \right) \frac{\bar{x}^i \bar{x}^j}{\bar{r}'_1{}^2} \right\} \right), \tag{17}
\end{aligned}$$

This equation is identical to that used in the inner zone of paper 1 or Eq. (3.23) of Ref. [35]. This metric was first computed by Alvi [35] by linearly superposing a Schwarzschild metric to a tidal perturbation near BH 1. This perturbation is computed as an expansion in $\epsilon_{1,2} = \bar{r}'_{1,2}/b$ and it represents the tidal effects of the external universe on BH 1. Since a simple linear superposition would not solve the Einstein equations, multiplicative scalar functions are introduced into the metric perturbation, which in turn are determined by solving the linearized Einstein equations. With these scalar functions, the metric then solves the linearized Einstein equa-

tions and it represents a tidally perturbed Schwarzschild black hole. This metrics has been found to be isomorphic to that computed by Poisson [41] in advanced Eddington-Finkelstein coordinates.

Asymptotic matching will be easier when performed between metrics in similar coordinate systems. We, thus, choose to make a coordinate transformation to corotating isotropic coordinates $x^{\bar{i}} = (\bar{x}, \bar{y}, \bar{z}, \bar{t})$. The inner zone metric in corotating isotropic coordinates will be denoted by $g_{\bar{\mu}\bar{\nu}}^{(1)}$ and is given by

$$\begin{aligned}
g_{00}^{(1)} &\approx H_t + H_{s1}\Omega^2 (\bar{x}^2 + \bar{y}^2) + 2H_{st}\bar{x}\frac{\Omega}{b^2} (\bar{x}^2 + \bar{y}^2 - \bar{z}^2), & g_{11}^{(1)} &\approx H_{s1} - H_{s2}\frac{\bar{x}^2}{b^2}, & g_{01}^{(1)} &\approx -H_{s1}\bar{y}\Omega - H_{st}\frac{\bar{y}\bar{x}}{b^2}, \\
g_{22}^{(1)} &\approx H_{s1} - H_{s2}\frac{\bar{y}^2}{b^2}, & g_{02}^{(1)} &\approx H_{s1}\bar{x}\Omega + \frac{H_{st}}{b^2} (\bar{x}^2 - \bar{z}^2), & g_{33}^{(1)} &\approx H_{s1} - H_{s2}\frac{\bar{z}^2}{b^2}, & g_{03}^{(1)} &\approx H_{st}\frac{\bar{y}\bar{z}}{b^2}, \\
g_{12}^{(1)} &\approx -H_{s2}\frac{\bar{y}\bar{x}}{b^2}, & g_{23}^{(1)} &\approx -H_{s2}\frac{\bar{z}\bar{y}}{b^2}, & g_{13}^{(1)} &\approx -H_{s2}\frac{\bar{z}\bar{x}}{b^2},
\end{aligned} \tag{18}$$

where we use the shorthand

$$\begin{aligned}
H_{st} &= 2m_2\sqrt{\frac{m}{b}} \left(1 - \frac{M_1}{2R_1}\right)^2 \left(1 + \frac{M_1}{2R_1}\right)^4, \\
H_{s1} &= \left(1 + \frac{M_1}{2R_1}\right)^4 \left\{ 1 + 2\frac{m_2}{b^3}R_1^2P_2\left(\frac{\bar{x}}{R_1}\right) \left[\left(1 + \frac{M_1}{2R_1}\right)^4 - 2\frac{M_1^2}{R_1^2} \right] \right\}, \\
H_{s2} &= \left(1 + \frac{M_1}{2R_1}\right)^4 \left(1 + \frac{M_1^2}{4R_1^2}\right) \frac{4m_2M_1}{bR_1} P_2\left(\frac{\bar{x}}{R_1}\right), \\
H_t &= -\left(\frac{1 - M_1/2R_1}{1 + M_1/2R_1}\right)^2 + 2\left(1 - \frac{M_1}{2R_1}\right)^4 \frac{m_2}{b^3} R_1^2 P_2\left(\frac{\bar{x}}{R_1}\right),
\end{aligned} \tag{19}$$

and the errors are still $O(R_1/b)^3$. These shorthands for the different components of the metric are identical to those used in paper 1.

We now need to asymptotically expand the inner zone metric in the buffer zone, *i.e.*, as $M_1/\bar{r}_1 \ll 1$. Doing so we obtain

$$\begin{aligned}
\tilde{g}_{00}^{(1)} &\sim -1 + \frac{2M_1}{\bar{r}_1} + \frac{2m_2}{b^3}\bar{r}_1^2P_2\left(\frac{\bar{x}}{\bar{r}_1}\right) \\
&\quad + \Omega^2 (\bar{x}^2 + \bar{y}^2), \\
\tilde{g}_{01}^{(1)} &\sim \frac{-2m_2}{b^3}\sqrt{\frac{m}{b}}\bar{y}\bar{x} - \bar{y}\Omega \left(1 + \frac{2M_1}{\bar{r}_1}\right), \\
\tilde{g}_{02}^{(1)} &\sim \frac{2m_2}{b^3}\sqrt{\frac{m}{b}} (\bar{x}^2 - \bar{z}^2) + \bar{x}\Omega \left(1 + \frac{2M_1}{\bar{r}_1}\right), \\
\tilde{g}_{03}^{(1)} &\sim \frac{2m_2}{b^3}\sqrt{\frac{m}{b}}\bar{z}\bar{y}, \\
\tilde{g}_{ij}^{(1)} &\sim \delta_{ij} \left[1 + \frac{2M_1}{\bar{r}_1} + \frac{2m_2}{b^3}\bar{r}_1^2P_2\left(\frac{\bar{x}}{\bar{r}_1}\right) \right]
\end{aligned} \tag{20}$$

The asymptotic expansion of $g_{\mu\nu}^{(1)}$ will be denoted by $\tilde{g}_{\mu\nu}^{(1)}$. Note that this asymptotic expansion is a bivariate expansion in both \bar{r}_1/b and M_1/\bar{r}_1 . In other words, it is the asymptotic expansion in the buffer zone to the approximate solution in the inner zone.

V. MATCHING CONDITIONS AND COORDINATE TRANSFORMATIONS

In this section, we find the coordinate and parameter maps that relate adjacent solutions. Since the coordinate systems are similar to each other in the buffer zone, we make the following ansatz for the transformation between coordinates and parameters

$$\begin{aligned}
\bar{x} &\approx x' \left[1 + \left(\frac{m_2}{b}\right)^{1/2} \chi_1(x^{\mu'}) + \left(\frac{m_2}{b}\right) \chi_2(x^{\mu'}) + \left(\frac{m_2}{b}\right)^{3/2} \chi_3(x^{\mu'}) \right], \\
\bar{y} &\approx y' \left[1 + \left(\frac{m_2}{b}\right)^{1/2} \gamma_1(x^{\mu'}) + \left(\frac{m_2}{b}\right) \gamma_2(x^{\mu'}) + \left(\frac{m_2}{b}\right)^{3/2} \gamma_3(x^{\mu'}) \right], \\
\bar{z} &\approx z' \left[1 + \left(\frac{m_2}{b}\right)^{1/2} \zeta_1(x^{\mu'}) + \left(\frac{m_2}{b}\right) \zeta_2(x^{\mu'}) + \left(\frac{m_2}{b}\right)^{3/2} \zeta_3(x^{\mu'}) \right], \\
\bar{t} &\approx t' \left[1 + \left(\frac{m_2}{b}\right)^{1/2} \tau_1(x^{\mu'}) + \left(\frac{m_2}{b}\right) \tau_2(x^{\mu'}) + \left(\frac{m_2}{b}\right)^{3/2} \tau_3(x^{\mu'}) \right], \\
M_1 &\approx m_1 \left[1 + \left(\frac{m_2}{b}\right)^{1/2} \eta_1 + \frac{m_2}{b} \eta_2 + \left(\frac{m_2}{b}\right)^{3/2} \eta_3 \right], \\
\Omega &\approx \omega \left[1 + \left(\frac{m_2}{b}\right)^{1/2} \kappa_1 + \frac{m_2}{b} \kappa_2 + \left(\frac{m_2}{b}\right)^{3/2} \kappa_3 \right], \tag{21}
\end{aligned}$$

where, as in paper 1, χ_A , γ_A , ζ_A and τ_A are functions of the coordinates, whereas η_A and κ_A are coordinate independent. Note that this ansatz is slightly different from the one made in paper 1, because here we have shifted the origin of the near zone coordinate system, so that to zeroth order it agrees with the coordinates used in the inner zone. In order to determine these maps, we enforce the matching condition, *i.e.*

$$\tilde{g}_{\mu'\nu'}^{(3)}(x^{\lambda'}) \sim \tilde{g}_{\bar{\rho}\bar{\sigma}}^{(1)}(\bar{x}^\lambda(x^{\lambda'})) \frac{\partial \bar{x}^\rho}{\partial x^{\mu'}} \frac{\partial \bar{x}^\sigma}{\partial x^{\nu'}}, \tag{22}$$

which leads to a system of first-order coupled partial differential equations, which we solve order by order.

The system to $O(m/b)^0$ provides no information because both metrics are asymptotic to Minkowski space-time to lowest order. The first non-trivial matching, occurs at $O(m/b)^{1/2}$. The differential system at this order and at order $O(m/b)$ are similar to those obtain in paper 1 and we, thus, omit them here. The solution up to $O(m/b)$ is given by

$$\begin{aligned}
\bar{x} &\approx x' \left[1 + \frac{m_2}{b} \left(1 - \frac{x'}{2b} \right) + \left(\frac{m_2}{b}\right)^{3/2} \chi_3(x^{\mu'}) \right] \\
&\quad + \frac{m_2}{2b^2} (2t'^2 + y'^2 + z'^2), \\
\bar{y} &\approx y' \left[1 + \left(\frac{m_2}{b}\right) \left(1 - \frac{x'}{b} \right) + \left(\frac{m_2}{b}\right)^{3/2} \gamma_3(x^{\mu'}) \right] \\
&\quad + \sqrt{\frac{m_2}{b}} \sqrt{\frac{m_2}{m}} t', \\
\bar{z} &\approx z' \left[1 + \left(\frac{m_2}{b}\right) \left(1 - \frac{x'}{b} \right) + \left(\frac{m_2}{b}\right)^{3/2} \zeta_3(x^{\mu'}) \right], \\
\bar{t} &\approx t' \left[1 - \left(\frac{m_2}{b}\right) \left(1 - \frac{x'}{b} \right) + \left(\frac{m_2}{b}\right)^{3/2} \tau_3(x^{\mu'}) \right] \tag{23}
\end{aligned}$$

with $\eta_1 = 0$ and $\kappa_1 = 0$. We should note that in solving the differential system to $O(m/b)^{1/2}$ and $O(m/b)$ we have explicitly required that the coordinate system be not boosted or rotating with respect to each other. Furthermore, we found the particular solution where the $t' = 0$ and the $\bar{t} = 0$ slices coincide, since $t' = 0$ implies $\bar{t} = 0$. We should also note that Eq. (23) of this paper is different from the transformation found in paper 1 because in this paper we have shifted the origin of the near zone coordinate system, which simplifies the transformation.

Matching at $O(m/b)^{3/2}$ needs to be performed only on the $0i$ components of the metric to get the first non-trivial correction to the extrinsic curvature. This order counting does not follow the standard post-Newtonian scheme and it is explained in more detail in paper 1. Since the near zone shift is different from that used in paper 1, the differential system obtained by imposing the matching condition of Eq. (22) is also different. This system is given by

$$\begin{aligned}
t' \tau_{3,x'} - x' \chi_{3,t'} &\sim \sqrt{\frac{m}{m_2}} \left\{ \frac{y' x'}{b^2} \left[\frac{m_1}{2m} \left(\frac{b^3}{r_1'^3} - 1 + 3 \frac{m_1}{m} \right) - 4 \right] + \frac{y'}{b} \left[-\frac{m_2}{m} - \kappa_2 + 1 - \frac{m_1}{2m} \right] \right\}, \\
t' \tau_{3,y'} - y' \gamma_{3,t'} &\sim \sqrt{\frac{m}{m_2}} \left\{ \frac{z'^2}{b^2} \left(\frac{7m_1}{4m} - \frac{3}{2} - \frac{m_2}{m} \right) + \frac{y'^2}{b^2} \left[\frac{m_1}{2m} \left(\frac{b^3}{r_1'^3} + \frac{5}{2} \right) - \frac{m_2}{m} - \frac{1}{2} \right] + \frac{t'^2}{b^2} + \frac{x'^2}{b^2} \left(\frac{7}{2} + 2 \frac{m_2}{m} \right. \right. \\
&\quad \left. \left. - \frac{7m_1}{2m} \right) + \frac{x'}{b} \left(\kappa_2 - 1 + \frac{m_2}{m} + \frac{7m_1}{2m} \right) + \frac{3}{2} - \frac{m_2}{m} + \frac{7m_1}{2m} \left(-1 + \frac{b}{r_1'} \right) - \frac{\mu}{2m} \right\}, \\
t' \tau_{3,z'} - z' \zeta_{3,t'} &\sim \sqrt{\frac{m}{m_2}} \frac{y' z'}{b^2} \left[\frac{m_1}{2m} \left(\frac{b^3}{r_1'^3} - 1 \right) + 1 \right].
\end{aligned} \tag{24}$$

Note that κ_2 represents the degree of freedom associated with the angular velocity. For simplicity, we now set $\kappa_2 = 0$. Also note that η_2, η_3 and κ_3 never enter the matching conditions to this order, so we set those quantities to zero. All the matching relations between the parameters local to different approximation have now been specified to $O(m/b)^2$, *i.e.*

$$\Omega \approx \omega, \quad M_1 \approx m_1. \tag{25}$$

With these matching relations, we can now find a particular solution to Eqs. (24) and this set will produce matching. Once more, we choose constants of integration such that the $t' = 0$ and the $\bar{t} = 0$ slices coincide. Doing so we obtain the solution

$$\begin{aligned}
\bar{x} &\approx x_1 \left(1 + \frac{m_2}{b} \left(1 - \frac{x_1}{2b} \right) - \left(\frac{m_2}{b} \right)^{3/2} \sqrt{\frac{m}{m_2}} \left\{ \frac{yt}{b^2} \left[\frac{m_1}{2m} \left(\frac{b^3}{\tilde{r}_1^3} - 1 + \frac{3m_1}{m} \right) - 4 \right] + \frac{y}{b} \left(1 - \frac{m_2}{m} - \frac{m_1}{2m} \right) \right\} \right) \\
&\quad + \frac{m_2}{2b^2} (2t^2 + y^2 + z^2), \\
\bar{y} &\approx y \left[1 + \left(\frac{m_2}{b} \right) \left(1 - \frac{x_1}{b} \right) \right] - \left(\frac{m_2}{b} \right)^{3/2} t \sqrt{\frac{m}{m_2}} \left\{ \frac{z^2}{b^2} \left(\frac{7m_1}{4m} - \frac{3}{2} - \frac{m_2}{m} \right) + \frac{y^2}{b^2} \left[\frac{m_1}{2m} \left(\frac{b^3}{\tilde{r}_1^3} + \frac{5}{2} \right) - \frac{m_2}{m} - \frac{1}{2} \right] + \frac{t^2}{3b^2} \right. \\
&\quad \left. + \frac{x_1^2}{b^2} \left(\frac{7}{2} + 2 \frac{m_2}{m} - \frac{7m_1}{2m} \right) + \frac{x_1}{b} \left(-1 + \frac{m_2}{m} + \frac{7m_1}{2m} \right) + \frac{3}{2} - \frac{m_2}{m} + \frac{7m_1}{2m} \left(-1 + \frac{b}{\tilde{r}_1} \right) - \frac{\mu}{2m} \right\} + \sqrt{\frac{m_2}{b}} \sqrt{\frac{m_2}{m}} t, \\
\bar{z} &\approx z \left\{ 1 + \left(\frac{m_2}{b} \right) \left(1 - \frac{x_1}{b} \right) - \left(\frac{m_2}{b} \right)^{3/2} \sqrt{\frac{m}{m_2}} \frac{yt}{b^2} \left[\frac{m_1}{2m} \left(\frac{b^3}{\tilde{r}_1^3} - 1 \right) + 1 \right] \right\}, \\
\bar{t} &\approx t \left[1 - \left(\frac{m_2}{b} \right) \left(1 - \frac{x_1}{b} \right) \right],
\end{aligned} \tag{26}$$

where errors are of $O(2, 3)$.

As in paper 1, this coordinate transformation is singular at $r_1' = 0$. Note, however, that in Eq. (26) we have translated the origin to

$$\tilde{r}_1 = \sqrt{r_1'^2 + 6m^2}. \tag{27}$$

In paper 1 there was one term in the coordinate transformation that was singular at the location of the holes, whereas here there are 3 such singular terms. This increase in singular behavior is due to the ADMTT shift having more poles than the shift of paper 1. The shift of the origin into the complex plane, as introduced in Eq. (27), removes this singular behavior from the real line, while only introducing uncontrolled remainders at a

higher order. We should also note that in Eq. (26), we undid the shift given by Eq. (14), so that we measure distances from the center of mass of the system.

The coordinate transformations presented in Eq. (26) is only valid in \mathcal{O}_{13} , but we can find the transformation in \mathcal{O}_{23} by a simple symmetry transformation. This transformation is given by the following rules: substitute $1 \leftrightarrow 2$ and

$$x \rightarrow -x, \quad y \rightarrow -y, \quad z \rightarrow z. \tag{28}$$

The set of matching conditions plus the coordinate transformation presented in Eqs. (25) and (26) are the end result of the matching scheme. Now that we have an approximate global metric, we can decompose it to provide initial data for numerical simulations. This de-

composition consists of a foliation of the manifold with spacelike hypersurfaces, where we choose the slicing given by $t = 0 = \bar{t}$. Notice that we have found a coordinate transformation that is consistent both with this foliation and with the condition $m_A \ll x_A^a \ll b$, valid in the buffer zone.

Note that there is some freedom in the matching scheme at the order of accuracy of this paper. This freedom is rooted in that a different choice for the matching parameters (M and Ω) could be made. However, except for the κ_2 term in Ω , this would have no effect on the coordinate transformation or the 4-metric at the orders considered here. Furthermore, one can show that the value of κ_2 does not affect the physics of the initial data we will construct below. Above, the choice of $\kappa_2 = 0$ was made in order to simplify the relation between the parameters of the two approximations. Specifically, it was chosen such that the angular velocity parameters of the two approximations are equal. This is, however, not the only possible choice. Fortunately, the choice of κ_2 will not affect the initial data we will construct later, since both the 3-metric and the extrinsic curvature will change only by uncontrolled remainders of higher order. This happens for the following reasons. A non-zero κ_2 would only change the spatial part of the coordinate transformation at $O(m/b)^{3/2}$, and thus would have no effect on the slicing. Since the leading order non-zero piece in the extrinsic curvature is already of $O(m/b)^{3/2}$ and proportional to Ω , any change due to spatial coordinate transformations or parameter changes at $O(m/b)^{3/2}$ will cause changes only at even higher order. For the 3-metric, coordinate transformations or parameter changes at $O(m/b)^{3/2}$ will make a difference at order $O(m/b)^{3/2}$ in the metric. We can, however, again neglect these changes, since the 3-metric was only matched up to $O(m/b)$. In conclusion, this means that any allowed change in the matching parameters will not affect the physics of the initial data sets constructed below.

VI. CONSTRUCTING A GLOBAL METRIC

In this section, we present the global metric, by performing the coordinate transformation found in the previous section on the inner zone metric. The piecewise metric in corotating ADMTT coordinates is given by

$$g_{\mu\nu}^{(global)} \approx \begin{cases} g_{\mu\nu}^{(1)}, & \text{in } \mathcal{C}_1, \\ g_{\mu\nu}^{(2)}, & \text{in } \mathcal{C}_2, \\ g_{\mu\nu}^{(3)}, & \text{in } \mathcal{C}_3. \end{cases} \quad (29)$$

In Eq. (29), $g_{\mu\nu}^{(3)}$ denotes the near zone metric given in Eq. (7), but in unprimed corotating ADMTT coordinates, whereas $g_{\mu\nu}^{(1)}$ and $g_{\mu\nu}^{(2)}$ stand for the inner zone metrics of BH 1 and 2 transformed to corotating ADMTT coordinates via Eq. (26). Explicitly, the inner zone met-

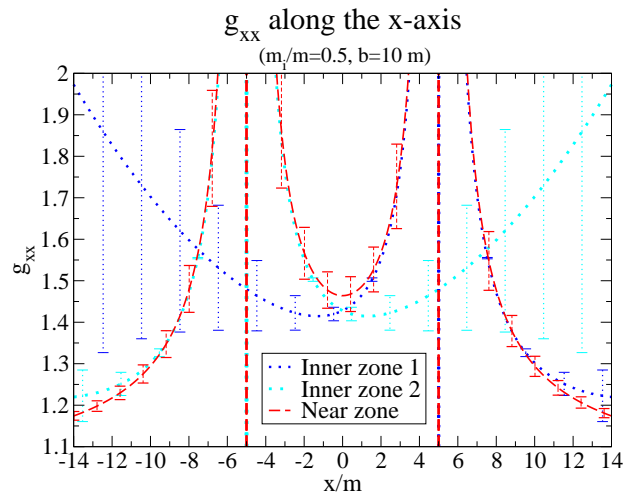


FIG. 2: This figure shows the xx component of the near zone post-Newtonian metric (dashed line) and the inner zone perturbed Schwarzschild metric (solid line) along the x -axis in ADMTT coordinates. The black holes are located at $x/m \approx \pm 5$ and the perturbative parameter is $m/b = 1/10$. Observe that the metrics become asymptotic to each other in the buffer zone, which in this case is approximately $4m$ away from each black hole. Also plotted are estimates of the error in the approximations.

ric is given by

$$g_{\mu\nu}^{(1,2)} = g_{\bar{\mu}\bar{\nu}}^{(1,2)} J_{\bar{\mu}}^{\bar{\nu}} J_{\bar{\nu}}^{\bar{\mu}}, \quad (30)$$

where $J_{\bar{\nu}}^{\bar{\mu}}$ is the Jacobian of Eq. (26), namely

$$J_{\bar{\nu}}^{\bar{\mu}} = \frac{\partial x^{\bar{\mu}}}{\partial x^{\bar{\nu}}}. \quad (31)$$

In Eq. (30), $g_{\bar{\mu}\bar{\nu}}^{(1)}$ is the inner zone metric in corotating isotropic coordinates given by Eqs. (18), while $g_{\bar{\mu}\bar{\nu}}^{(2)}$ can be obtained by applying Eq. (28) to $g_{\bar{\mu}\bar{\nu}}^{(1)}$. Eq. (30) is also expanded in paper 1 with the substitution $h_{\bar{\mu}\bar{\nu}}^{(1)} = g_{\bar{\mu}\bar{\nu}}^{(1)}$. Note that the Jacobian given in the Appendix will be different from that presented in paper 1 because the coordinate transformation is different. The xx -component of the piecewise metric (29) is shown in Fig. (2) along the line connecting the two black holes for two equal mass black holes separated by $b = 10m$. The two black holes are located at $x = \pm 5m$ and are surrounded by apparent horizons, which approximately are coordinate spheres of radius $m/4$. The dashed line corresponds to the post-Newtonian near zone metric, while the dotted lines show the two perturbed Schwarzschild inner zone metrics valid near each hole. The approximate error bars in this figure are given by

$$E_{near} = \frac{3}{2} \left(\frac{m_1^2}{r_1^2} + \frac{m_2^2}{r_2^2} \right) + \frac{5}{4} \frac{m_1 m_2}{b} \left(\frac{1}{r_1} + \frac{1}{r_2} \right) - 2 \frac{m_1 m_2}{S^2},$$

$$E_{inner,A} = 2 \frac{m}{b} \left(\frac{r_A}{b} \right)^3, \quad (32)$$

where $S = r_1 + r_2 + b$. These error bars were obtained by analyzing the next order term in the ADMTT PN metric and in the black hole perturbation approximation. In particular, the PN error is different from that used in paper 1. Here the first term comes from the expansion of the conformal factor and the last two from the 2 PN part of the transverse-traceless term in the ADMTT metric. The full PN error, given by the 3.5 ADMTT PN metric, is much more complex than the simplified approximation used in E_{near} , where the former contains some terms that scale for example as m_A^2/r_A^3 and $m_A^3/(Sr_A^2)$. However, here we have neglected those terms and we have checked that E_{near} models well both the magnitude and functional behavior of the full error in the regions plotted in all figures with fractional errors of less than 1% everywhere.

In the following we present plots of different metric components at time $\bar{t} = t' = 0$. As one can see in Fig. (2), the inner zone metric of black hole A is close to the post-Newtonian near zone metric in the buffer zone $m_A \ll R_A \ll b$, which surrounds hole A . Recall that the definition of the buffer zone in the theory of asymptotic matching is inherently imprecise in the sense that as one approaches either the inner or outer radius of the buffer zone shell, one of the two approximations (i.e. near zone or inner zone metric) has much larger errors than the other. In our case we need both R_A/b and m_A/R_A to be small, which will not be the case at either end of the interval $m_A \ll R_A \ll b$. Hence we expect the best agreement between the two approximations to occur somewhere in the middle of each buffer zone shell. In fact the best agreement should occur where each of the two approximations have roughly the same error. From Fig. (2) we see that the inner zone metric of each black hole agrees with the near zone metric within error bars in the middle of each of the two the buffer zones, where both have comparable errors. This agreement means that we have performed successful matching. However, our result in Fig. (2) is even better than this, since the near zone metric is close to each of the inner zone metrics even near the black holes, where post-Newtonian theory has large errors and is expected to fail. The reason for this somewhat surprising success near the black holes is that we have used resummed post-Newtonian expressions [Eqs. (7), (8), (9) and (10)] in the ADMTT gauge, which are very close to the isotropic Schwarzschild metric used in the inner zone. The quality of the matching is equally good for all other components of the 4-metric. This is evidenced in Figs. 3 and 4 which show the near and inner zone lapse and shift, computed from the 4-metric (29) via

$$\begin{aligned} \beta^i &= g^{ij} g_{oj} \\ \alpha &= (g_{ok} \beta^k - g_{00})^{1/2}. \end{aligned} \quad (33)$$

As one can see from Fig. 3 the near and inner zone lapse agree well in the buffer zone, located about $4m$ away from each black hole. Furthermore, the resummed expression

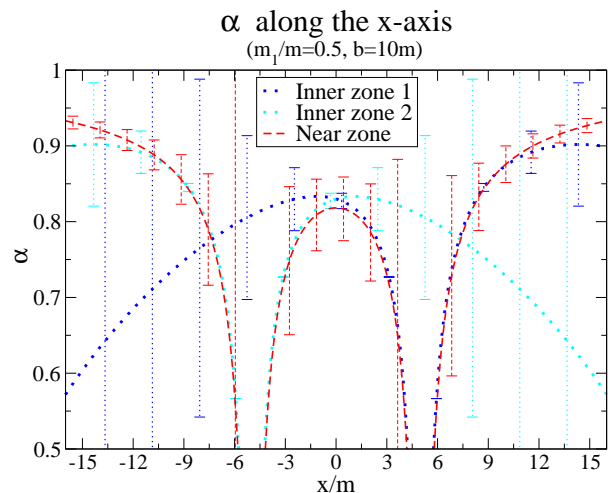


FIG. 3: Plot of the lapse along the x -axis for the inner zone and near zone metrics. Note that the lapses are similar to each other.

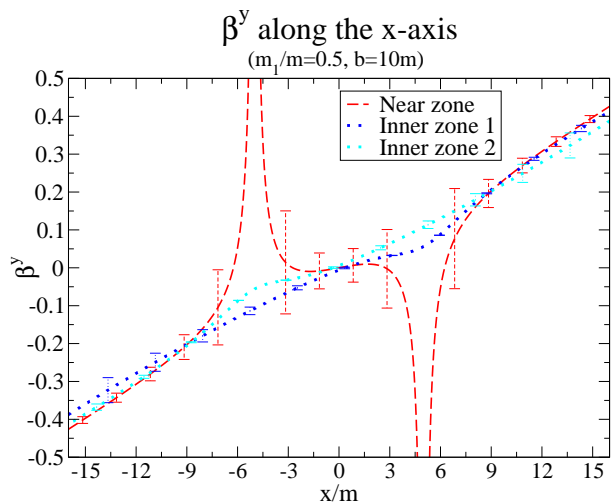


FIG. 4: Plot of the y -component of the shift along the x -axis for the inner zone and near zone metrics. Note that the inner zone and near zone curves are similar in the buffer zones, but that they differ near the black holes.

[Eq. (9)] we use for the near zone lapse also is very close to the inner zone lapse near each black hole, where post-Newtonian theory has large error bars. In Fig. 4 we see that the near zone shift is close to the inner zone shift in the buffer zone as expected after matching there. However, in the inner zone the post-Newtonian near zone shift is not valid anymore and deviates strongly from the correct inner zone shift.

Thus in summary asymptotic matching in the buffer zone works well for all components of the 4-metric. In addition, for most components (except the shift) the resummed post-Newtonian expressions [Eqs. (7), (8), (9) and (10)] we use in the near zone, follow the inner zone behavior even near the black holes, where this not necessarily expected.

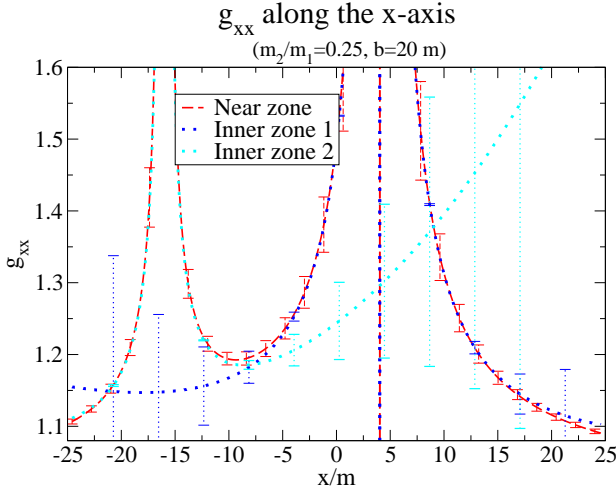


FIG. 5: This figure shows the xx component of the piecewise metric for a system of unequal masses and at larger separations. In particular, we have used $m_2/m_1 = 0.25$ and $b = 20m$. Note that the matching improves since the perturbation parameter m/b is smaller.

We have also tested the coordinate and parameter maps for system with unequal masses and found that matching is still valid. Figure 5 shows the xx component of the piece-wise metric along the x -axis for the case of $m_2/m_1 = 1/4$ and $b = 20m$. Observe that the matching improves in this case because the perturbation parameter m/b has become smaller. Also note that the general features of the matching are the same as those presented in the equal mass case.

Since we are interested in initial data on the $\bar{t} = t' = 0$ slice we also have to discuss the extrinsic curvature given by

$$K_{ij} = -\frac{\partial_t g_{ij} - \mathcal{L}_\beta g_{ij}}{2\alpha}. \quad (34)$$

In the inner zones we use this equation to numerically compute $K_{ij}^{(1)}$ and $K_{ij}^{(2)}$. Note however, that the inner zone extrinsic curvature in corotating isotropic coordinates can also be found in paper 1, where $K_{ij}^{(1),ICC} = K_{ij}^{(1)}$ in the new notation.

The near zone extrinsic curvature can easily be computed analytically from the near zone post-Newtonian 4-metric in ADMTT coordinates. The result [17]

$$K_{ij}^{(3)} = \Psi^{-2} \sum_{A=1}^2 \frac{3}{2r_A^2} \left[p_A^i n_A^j + p_A^j n_A^i - p_A^m n_A^n \delta_{mn} (\delta_{ij} - n_A^i n_A^j) \right]. \quad (35)$$

is of Bowen-York form, and v_A^i and n_A^i denote the particle velocities and directional vectors already introduced in Sec. III. On the $t' = 0$ slice these quantities become

$$v_1^2 = \omega \frac{m_2}{m} b, \quad v_2^2 = -\omega \frac{m_1}{m} b, \quad v_A^1 = v_A^3 = 0, \quad (36)$$

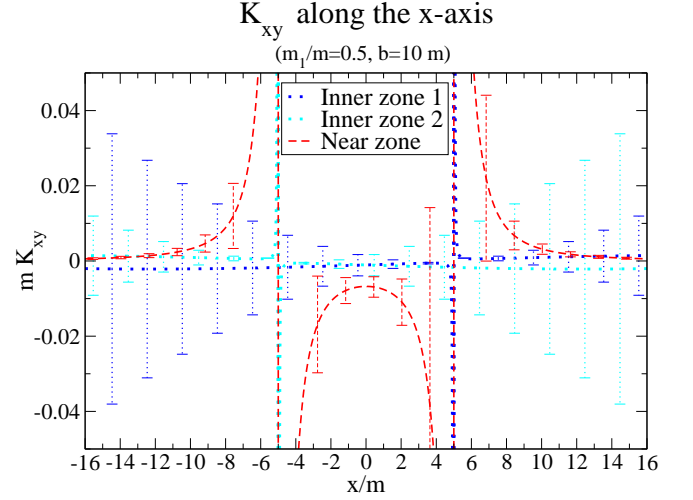


FIG. 6: This figure shows the xy component of the near zone (dashed line) extrinsic curvature, as well as the inner zone curvature (dotted line) obtained via black hole perturbation theory. The plot is for equal mass black holes with $m/b = 1/10$. In the buffer zones, where the near and inner zone approximations have comparable error bars, the two approximations agree within error bars.

and

$$\begin{aligned} n_A^k &= \frac{x^k - \xi_A^k}{r_A}, & \xi_1^1 &= \frac{m_2}{m} b, & \xi_2^1 &= -\frac{m_1}{m} b, \\ \xi_A^2 &= \xi_A^3 = 0. \end{aligned} \quad (37)$$

In Fig. 6 we plot the xy component of the extrinsic curvature along the x -axis. Observe that the near zone solution (dashed line) diverges faster than the inner zone solution (dotted line). From this figure we see that even though the resummed ADMTT post-Newtonian expansion models well the 3-metric of a perturbed Schwarzschild hole, the ADMTT and inner extrinsic curvatures do not agree well in the inner zones, just like in the case of the shift. However, in the buffer zone where both inner and near zone results have similar errors, both approximations agree within error bars, confirming that the matching procedure has worked. The error bars shown here are approximately given by

$$\begin{aligned} E_{KPN} &= \frac{3}{2} v \left(\frac{m_1^2}{r_1^3} + \frac{m_2^2}{r_2^3} \right) + \frac{5}{4} v \frac{m_1 m_2}{b} \left(\frac{1}{r_1^2} + \frac{1}{r_2^2} \right) \\ &\quad - 8v \frac{m_1 m_2}{S^3}, \\ E_{KBHPT,A} &= 6 \frac{m}{b} \left(\frac{r_A}{b} \right)^3 \frac{v}{r_A}, \end{aligned} \quad (38)$$

where here $v = (m/b)^{1/2}$. This error was obtained by differentiating the approximate error bars for the metric with respect to time. Note that the absolute error in the extrinsic curvature is $O(m/b)^{1/2}$ smaller than that of the metric because the first non-trivial term in the extrinsic curvature appears at $O(m/b)^{3/2}$.

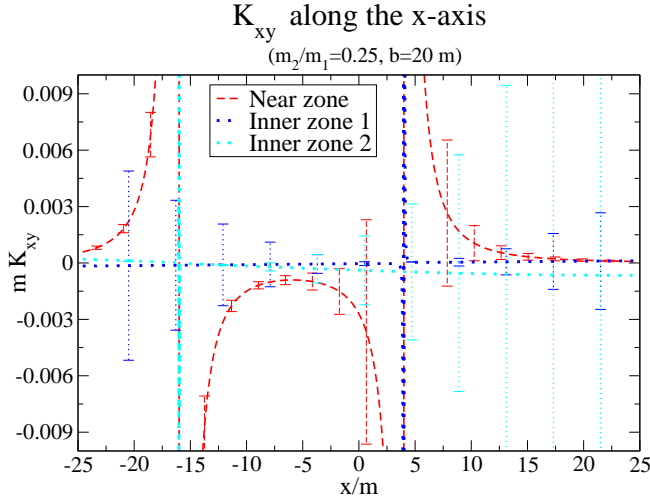


FIG. 7: This figure shows the xy component of the piece-wise extrinsic curvature for a system of unequal masses ($m_2/m_1 = 0.25$) at separation $b = 20m$. Note that the scale of the y -axis has been reduced. The curves are closer to each other in this case because the perturbation parameter m/b has been reduced.

Similar results for the extrinsic curvature are also obtained for different separations and mass ratios. Figure 7 shows the xy component of the piece-wise extrinsic curvature along the x -axis for the case of $m_2/m_1 = 1/4$ and $b = 20m$.

Transition Functions

In this subsection, we construct transition functions that allow us to remove the piece-wise nature of Eq. (29) and merge the approximate solutions smoothly in the buffer zone. This smoothing is performed by taking weighted averages of the two approximations. This procedure is justified by the fact that both approximations are equal to each other in the buffer zone up to uncontrolled remainders (asymptotic matching theorem [42]) which were neglected in the approximations used.

In the following we assume that the middle of each buffer zone is located around

$$r_A^M = (b^4 m_A^2 / m)^{1/5}, \quad (39)$$

which corresponds to the distance from the black holes where the error bars of the adjacent approximations are comparable.

The transition functions we use are all of the form

$$f(r) = \begin{cases} 0, & r \leq r_0 \\ \frac{1}{2} \left\{ 1 + \tanh \left[\frac{s}{\pi} \left(\tan \left(\frac{\pi}{2w} (r - r_0) \right) - \frac{q^2}{\tan \left(\frac{\pi}{2w} (r - r_0) \right)} \right) \right] \right\}, & r_0 < r < r_0 + w \\ 1, & r \geq r_0 + w, \end{cases} \quad (40)$$

which is a function which smoothly transitions from zero to one in the region $r_0 < r < r_0 + w$. The parameters

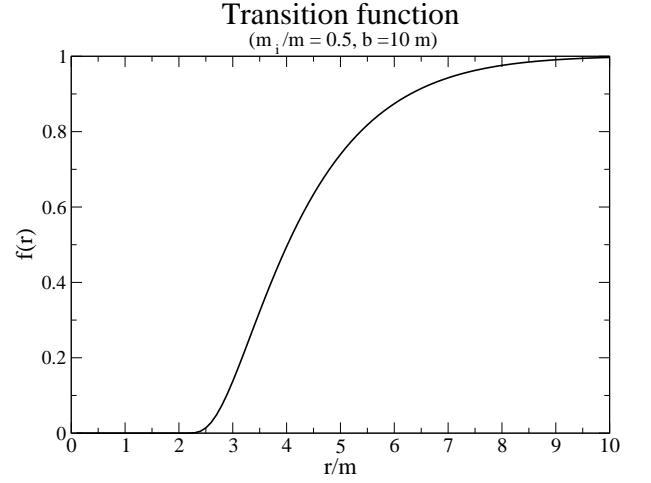


FIG. 8: This figure shows the transition function $f(r)$ used to merge the 4-metric for the parameters given in Eq. (43), with $m_A = m/2$ and $b = 10m$.

used here are as follows: r_0 defines where the transition begins; w gives the width of the transition window; s and q represent the speed at which the transition takes place. This transition function is shown in Fig. 8 for $m_A = m/2$, $b = 10m$ and the parameters of Eq. (43).

The global merged 4-metric is then given by

$$g_{\mu\nu}^{(global)} = G(x) \left\{ F_1(R_1) g_{\mu\nu}^{(3)} + [1 - F_1(R_1)] g_{\mu\nu}^{(1)} \right\} + [1 - G(x)] \left\{ F_2(R_2) g_{\mu\nu}^{(3)} + [1 - F_2(R_2)] g_{\mu\nu}^{(2)} \right\}, \quad (41)$$

where we have introduced

$$F_A(R_A) = f(R_A), \quad (42)$$

with

$$r_0 = 0.4r_A^M, \quad w = 3.5r_A^M, \quad q = 0.2, \quad s = b/m, \quad (43)$$

and also

$$G(x) = f(x), \quad (44)$$

but with

$$r_0 = \frac{b(m_2 - m_1)}{2m} - \frac{b}{2} + 2.2m_2, \quad w = b - 2.2m, \\ q = 1, \quad s = 2.5. \quad (45)$$

The global lapse, shift and extrinsic curvature are merged using the same transition functions as for the 4-metric above. With these transition functions, the global metric is a mixture of inner zone and near zone metric in a transition region given by $0.4r_A^M < R_A < 3.9r_A^M$. On the other hand, the global metric becomes identical to the inner zone metric in the region $R_A < 0.4r_A^M$, while it

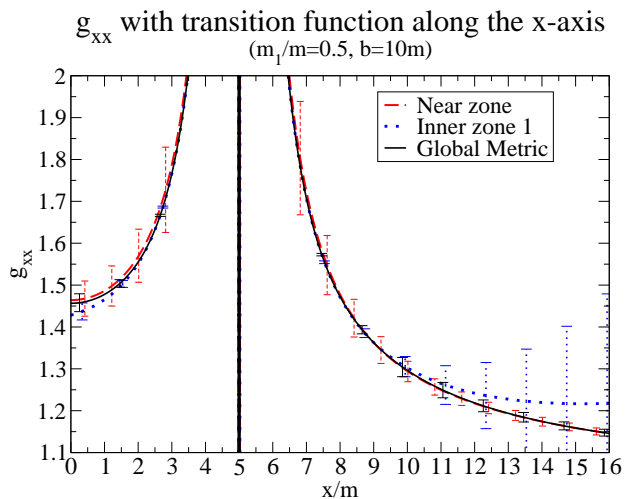


FIG. 9: In this figure we show how the transition function takes the xx component of the near zone metric to the inner zone solution around BH 1. Observe that the transition function is smooth and does not introduce kinks into the global solution.

becomes equal to the near zone metric in the region $R_A > 3.9r_A^M$. Note that the parameters chosen here are slightly different from those in paper 1. This change is because the inner zone metric is very similar to the near zone metric close to the black holes in ADMTT coordinates, so that the transition region has been moved closer to the black holes.

Notice that our exact choice of a transition function is to a certain degree arbitrary and could in principle be changed. However, the resulting global metrics generated by any other reasonable transition function should look very similar, and in fact be identical up to uncontrolled higher order post-Newtonian and tidal perturbation terms. Also note that the functions presented in this section are general enough to perform a smooth merge for systems with different masses and separations.

In Fig. (9), we present the g_{xx} component of the metric around BH 1. In this figure, the dotted curve corresponds to the inner zone metric, the dashed line is the near zone metric and the solid line is the merged global metric. The error bar in the global metric is given by the smallest of the error bars of the respective approximations. In this figure, we can observe how the transition function effectively merges the different approximations in the buffer zone, where the errors are comparable.

Even though the near zone metric seems to model well the inner zone metric near the black holes, the two metrics diverge differently. In Fig. 10, we plot the x -component of the metric divided by Ψ^4 . This denominator removes the divergence of the near zone metric, which now becomes identically unity, while showing that the inner zone metric differs by an amount equal to the size of the tidal perturbation.

The same analysis can be performed for systems of unequal masses and at different separations. In Fig. 11

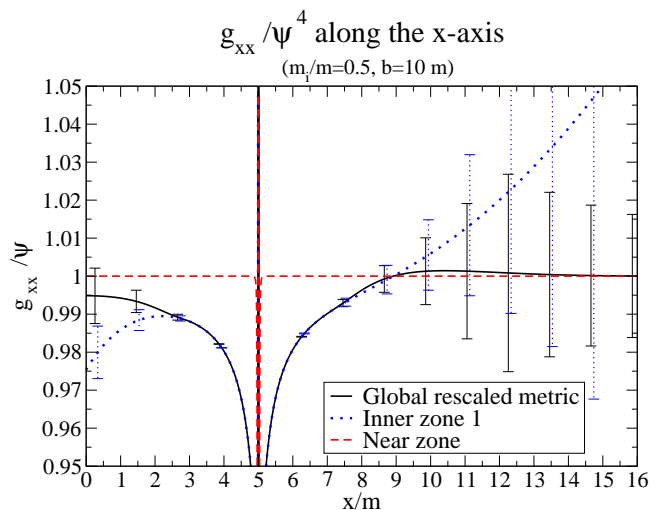


FIG. 10: In this figure we show the x -component of the metric, divided by Ψ^4 . The dashed line is the near zone metric, the dotted line is the inner zone metric and the black solid line is the global metric with transition functions.

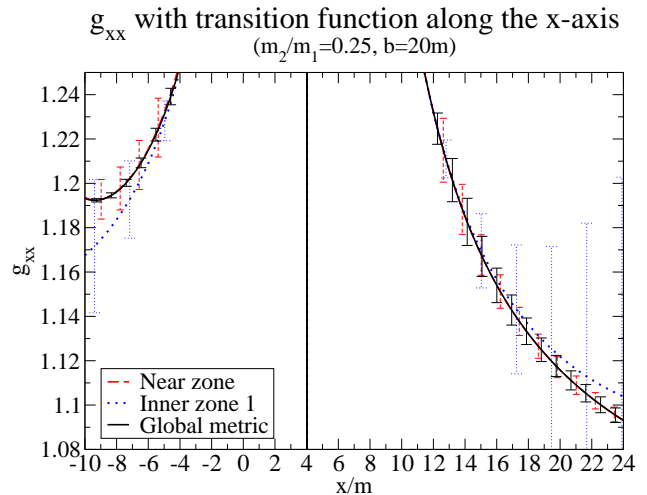


FIG. 11: In this figure we plot a system of unequal masses ($m_2/m_1 = 0.25$) and a larger separation ($b = 20m$). We use the same parameters in the transition function as in the equal mass case.

we plot the xx component of the metric along the x -axis for a binary with mass ratio $m_2/m_1 = 0.25$ and at a separation $b = 20m$. The transition is now easier than before (note the scale of the y -axis), because the perturbation parameter has become smaller. Also note that we have used the same parameters in the transition function as those used in the equal mass case and the transition is still smooth.

With these transition functions we can construct a smooth global metric, as shown in Fig. (12). Observe that there are no discontinuous features in the global metric, while the error bars are everywhere small, becoming larger at r_A^M in the buffer zone where the transition

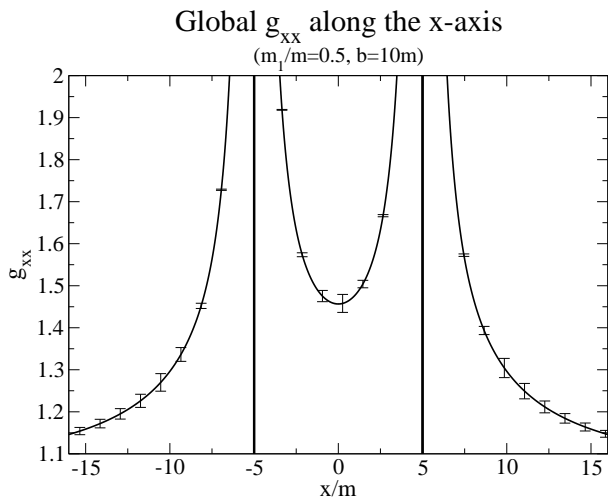


FIG. 12: Global metric (xx component) along the x -axis. Observe that there are no discontinuities anywhere in the function and also note that the error bars are everywhere small.

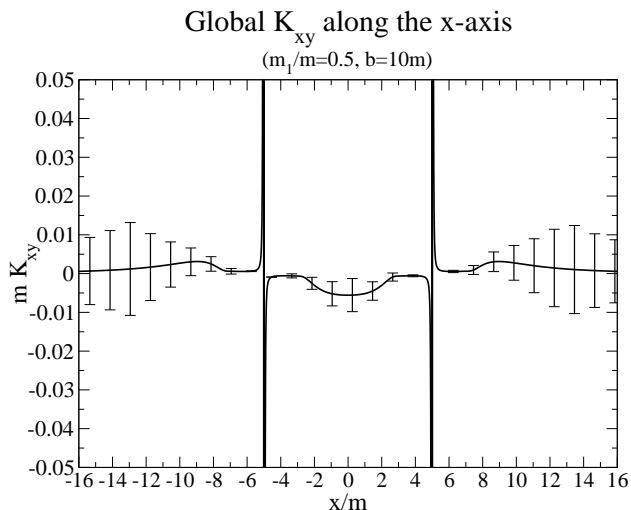


FIG. 13: This figure shows the global xy component of the extrinsic curvature for equal masses (at $b = 10m$) along the x -axis with the transition function.

function is the largest. Just as in the case of the metric, to generate a global extrinsic curvature we will use the same transition function of the previous section with the same parameters. Figure 13 shows the global extrinsic curvature with the transition functions. Note that we could have computed the extrinsic curvature directly from Eq. (41), but this curvature would have been very similar to the curvature merged with transition functions. The difference between these two curvatures lies in the derivatives of the transition functions, but these terms will be of the same order or smaller than the uncontrolled remainders in either approximation in the buffer zone because of the parameter choice in Eqs. (43) and (45).

The 3-metric $g_{ij}^{(global)}$ and the extrinsic curvature given

in this section can now be used as initial data for black hole binaries. Recall, however, that these data are solutions to the Einstein equations only approximately and, thus, they only approximately satisfy the constraints. An analytic estimate of the constraint violation and physical accuracy of this data is given in Table II. Note that in the near zone, both the errors

Zone	Constraint Viol.	Physical Error
Inner zone BH1 (\mathcal{C}_1)	$O[(m/b)^{5/2}(R_1/b)^2]$	$O[(m/b)(R_1/b)^3]$
Inner zone BH2 (\mathcal{C}_2)	$O[(m/b)^{5/2}(R_2/b)^2]$	$O[(m/b)(R_2/b)^3]$
Near zone (\mathcal{C}_3)	$O(m/r_A)^2$	$O(m/r_A)^2$

Table II: This table shows an order of magnitude estimate of the constraint violation of this data, together with the error in the physics.

in the physics and the constraint violations are given by the neglected terms in the post-Newtonian approximation, which scale as $O(m/r_A)^2$. On the other hand, in the inner zone, the leading error in the physics is due to the terms neglected in the perturbation, which scales as $O[(m/b)(r/b)^3]$. The inner zone constraint violations, however, are smaller, because the perturbed Schwarzschild metric used here, satisfies the Einstein Equations up to order $O[(m/b)^{5/2}(r/b)^2]$.

In order to obtain initial data that satisfy the constraints exactly, it will be necessary to project the data given in this paper to the constraint hypersurface. However, since these data are already significantly close to this hypersurface, sensible projection methods should *not* alter much the astrophysical content of the initial data. Furthermore, as stressed earlier, if this constraint violation is smaller than numerical evolution, these data could be evolved without any projection.

There are a couple of caveats that need to be discussed in more detail. First, as in paper 1, asymptotic matching will break down when the separation of the bodies is small enough that the near zone disappears between the two black holes. An approximate criterion for when this happens, corresponds to the separation where the middles of the two buffer zone shells touch for the first time. If we define the middle of each buffer zone as in Eq. (39), this happens when the two spheres of radius r_1^M and r_2^M centered on each of the black holes, touch for the first time. For equal masses $m_1 = m_2$ this occurs at $b = 8m$, which should also be approximately where the inner most stable circular orbit is located. Furthermore, the tidal perturbation used in the inner zone metric is only valid for small spacelike separation from the horizon. This criterion implies that the tidal perturbation is good roughly for

$$\frac{m_A}{2} \frac{m}{2b} \ll \bar{r}_A \ll \frac{m_A}{m} b. \quad (46)$$

Therefore, numerical simulations will need to excise the data somewhere inside the apparent horizons of the black

holes before evolving it, since the inner zone metric is not valid all the way up to $\bar{r}_A = 0$. Notice, however, that these limitations are due to the approximations used and not due to asymptotic matching.

VII. CONSTRAINT VIOLATIONS

The initial data constructed here are based on physical approximations and, thus, they do not solve the Einstein equations exactly. We have estimated that the largest error in the constraints of the full theory occurs in the buffer zone and is at most $O(m_A/b)^2$. This error can be sufficiently small compared to other sources of numerical error such that solving the constraints more accurately may not be required. On the other hand, the initial data could be used as input in one of the many conformal decompositions [14] to compute a numerical solution to the full constraints. In this section, we study the constraint violations of the data presented in this paper and we compare them to what was obtained in paper 1.

In Fig. 14 we show the Hamiltonian constraint violation along the x -axis for both data sets. The violation along the y and z -axis is of the same order as that in Fig. 14 and possess the same features, so we choose not to plot it here. We have further zoomed to the region near hole 1 because the constraint violation is similar near either hole. The solid line is the constraint violation produced by the data presented in this paper, while the dot-dashed line is that produced by the data of paper 1. Observe that far away from both holes, both data sets (paper 1 and this paper's) have a constraint violation that approaches zero. This feature arises because both global metrics are given by a 1 PN solution in the near zone, which has a constraint violation that decays as the uncontrolled remainders in the approximation [$O(m_A/r_A)^2$]. Note, however, that the constraint violation in ADMTT gauge is much smaller than in harmonic gauge. Also observe that close to the holes, the violation is given by that of the inner zone solution, which is small near the horizon, but increases as we move away from the holes. The largest constraint violation occurs in the buffer zone, where we transition from inner to near zone expressions. This transition between two approximations produces humps in the figure. These humps are smaller for the data of this paper than the data of paper 1. This decrease in the constraint violation is an indication that the matching performed in this paper produces near and inner zone solutions that are closer to each other in the buffer zone. Thus, the transition function has to do less work to join the solutions together, therefore introducing less of a constraint violation.

In Fig. 15, we plot the y -component of the momentum constraint along the x -axis close to black hole 1 for both data sets. Once more, observe that the violation is everywhere small, reaching a maximum in the buffer zone at the peak of the humps. As expected, in the near zone the violation decays as we move away from the black holes

Hamiltonian constraint violation along the x -axis

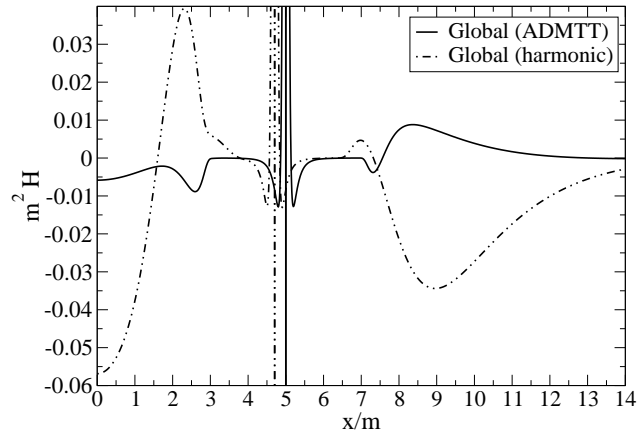


FIG. 14: This figure shows the violation of the Hamiltonian constraint along the x -axis near hole 1 for both the data presented in this paper (solid black line) and that of paper 1 (dot-dashed black line).

M_y violation along the x -axis

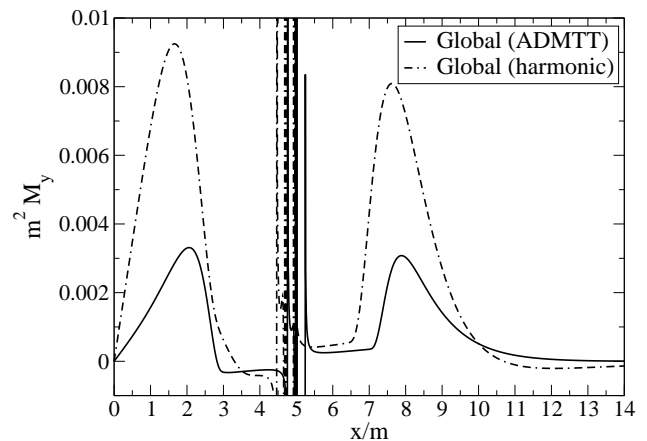


FIG. 15: This figure shows the y -component of the momentum constraint violation in dimensionless units along the x -axis near hole 1 for the data computed in this paper (solid black line) and in paper 1 (dot-dashed black line).

and becomes identically post-Newtonian. Note however, that the PN data in ADMTT gauge satisfy the momentum constraint exactly, while in harmonic gauge it has an error of $O(m_A/r_A)^2$. On the other hand, in the inner zone, the violation is close to zero outside to horizon (which is located at $r_A \approx m_A/2$) and it grows as r_A becomes larger. The humps are once more smaller for the data presented in this paper relative to that of paper 1, which is one more indication that the matching is smoother here. Finally, observe that close to the holes, and in particular close to the horizons, the violation due to the inner zone data diverges. This divergence can be traced back to the choice of slicing, which forces the lapse

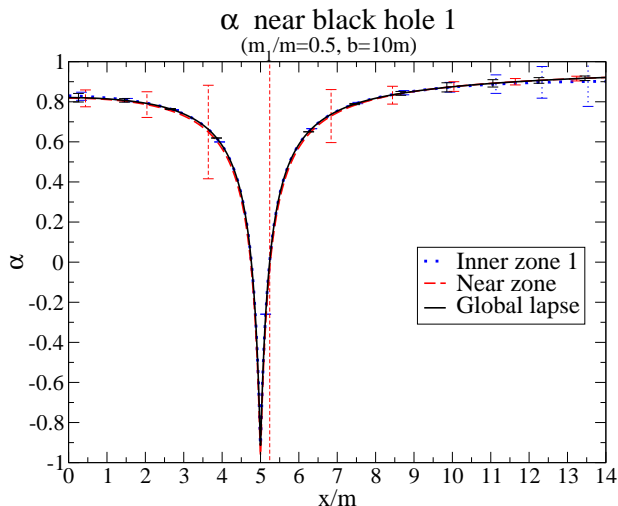


FIG. 16: This figure shows the near zone (dashed line), the inner zone (dotted line) and the global lapse (black solid line) along the x -axis near hole 1. Observe that the lapse crosses zero near the horizon.

to be zero at the horizon.

The vanishing of the lapse can be observed in Fig. 16, where we plot the inner zone, near zone and global lapse along the x -axis near hole 1. This figure shows how the inner zone lapse goes through zero near the horizon. The vanishing of the lapse translates into a divergence of the momentum constraint, which renders excision difficult and the data difficult to implement numerically. However, this is a failure of the coordinate system used in the inner zone and not of the method of asymptotic matching. In the next section, we construct a new coordinate system in which the lapse remains non-zero across the horizon, and approaches an isotropic Schwarzschild lapse in the buffer zone to allow for matching.

In Figs. 14 and 15 we have compared the constraint violation of the data set presented here to that presented in paper 1. Technically this comparison suffers from the problem that the constraints were computed in different coordinate systems. Note however, that both coordinate systems are identical to leading order. Yet instead of comparing the violations point by point, we can study their global average. Figs. 14 and 15 favor the data of this paper because the humps are consistently smaller. As explained earlier, this is an indication that after performing the matching, the inner and near zone solutions are very close to each other, making the transition smoother.

VIII. HORIZON PENETRATING COORDINATES

Recall that the global coordinate system constructed in Sec. V was based on matching the tidally perturbed black hole metric of the inner zone in isotropic coordinates to a post-Newtonian metric in ADMTT coordinates in the near zone. We have chosen to match in these co-

ordinates because they are already very similar to each other. Hence, the coordinate transformation [Eq. (26)] that leads to matching is close to the identity, and thus facilitates computations. However, the fact that the global coordinate system remains very close to isotropic coordinates is also a disadvantage, since the $t = 0$ slice is not horizon penetrating in isotropic coordinates. The lapse goes through zero very close to the horizon and in addition, the extrinsic curvature has a coordinate singularity at the point where the lapse goes through zero. Initial data on such a slice may not be suitable for numerical evolutions. In this section we present a remedy for this problem. By constructing a further coordinate transformation, we obtain coordinates which are close to horizon penetrating Kerr-Schild coordinates near each black hole.

The basic strategy we will use is the following. We first determine the perturbed black hole metric valid in the inner zone in Kerr-Schild coordinates. We then transform this metric into a coordinate system which remains Kerr-Schild near the black hole horizons, but which is corotating isotropic in the buffer zone. In this manner, the transformed inner zone metric components in the buffer zone will remain identical to those in Sec. V, so that we can use the same matching coordinate transformation [Eq. (26)] as in Sec. V.

The standard transformation between spherical Kerr-Schild (\hat{t}', \hat{r}') and spherical isotropic coordinates (\bar{t}, \bar{r}) and its inverse are given by [43]

$$\begin{aligned} \hat{t}' &= \bar{t} + 2M_1 \ln \left[\frac{\bar{r}}{2M_1} \psi(\bar{r})^2 - 1 \right], & \hat{r}' &= \bar{r} \psi(\bar{r})^2, \\ \bar{t} &= \hat{t}' - 2M_1 \ln \left[\frac{\hat{r}'}{2M_1} - 1 \right], & \bar{r} &= \frac{\hat{r}'}{\psi(\hat{r}')^2}, \\ \bar{\theta} &= \hat{\theta}', & \bar{\phi} &= \hat{\phi}', \end{aligned} \quad (47)$$

where the radius is measured from the center of a black hole with mass M_1 and where the conformal factor and its inverse are given by

$$\begin{aligned} \psi(\bar{r}) &= 1 + \frac{M_1}{2\bar{r}}, \\ \psi(\hat{r}') &= \frac{\hat{r}'}{M_1} \left[1 - \left(1 - \frac{2M_1}{\hat{r}'} \right)^{1/2} \right]. \end{aligned} \quad (48)$$

Note that the inverse transformation contains a square root in the conformal factor, which becomes complex as an observer penetrates the horizon. For this reason, it is simpler to first transform the inner zone metric to Kerr-Schild coordinates analytically. Then, we can construct a new coordinate system that is the identity map near the horizon, but that brings back the metric to isotropic coordinates outside the horizon in the buffer zone.

Let us first transform the inner zone metric to Kerr-Schild coordinates. By applying Eqs. (47) to the inner zone metric in spherical isotropic coordinates [Eq. (3.22) of Ref. [35]] we obtain

$$\begin{aligned}
g_{\hat{0}'\hat{0}'}^{(1)} &= -f + \frac{m_2}{b^3} \hat{r}'^2 f^2 \left[3 \sin^2 \hat{\theta}' \left(\cos \hat{\phi}' \cos \Omega \bar{t} + \sin \hat{\phi}' \sin \Omega \bar{t} \right)^2 - 1 \right], \\
g_{\hat{1}'\hat{1}'}^{(1)} &= (2 - f) + \frac{m_2}{b^3} \hat{r}'^2 \left(1 + \frac{4M_1^2}{\hat{r}'^2} \right) \left[3 \sin^2 \hat{\theta}' \left(\cos \hat{\phi}' \cos \Omega \bar{t} + \sin \hat{\phi}' \sin \Omega \bar{t} \right)^2 - 1 \right], \\
g_{\hat{2}'\hat{2}'}^{(1)} &= \hat{r}'^2 + \frac{m_2}{b^3} \hat{r}'^2 f^2 \left[3 \sin^2 \hat{\theta}' \left(\cos \hat{\phi}' \cos \Omega \bar{t} + \sin \hat{\phi}' \sin \Omega \bar{t} \right)^2 - 1 \right], \\
g_{\hat{3}'\hat{3}'}^{(1)} &= g_{\hat{2}'\hat{2}'}^{(1)} \sin \hat{\theta}', \\
g_{\hat{0}'\hat{1}'}^{(1)} &= \frac{2M_1}{\hat{r}'} - \frac{m_2}{b^3} \hat{r}'^2 f \frac{2M_1}{\hat{r}'} \left[3 \sin^2 \hat{\theta}' \left(\cos \hat{\phi}' \cos \Omega \bar{t} + \sin \hat{\phi}' \sin \Omega \bar{t} \right)^2 - 1 \right], \\
g_{\hat{0}'\hat{2}'}^{(1)} &= -\frac{2m_2}{b^3} \sqrt{\frac{m}{b}} \hat{r}'^3 f \cos \hat{\theta}' \left(\sin \hat{\phi}' \cos \Omega \bar{t} - \cos \hat{\phi}' \sin \Omega \bar{t} \right), \\
g_{\hat{0}'\hat{3}'}^{(1)} &= -\frac{2m_2}{b^3} \sqrt{\frac{m}{b}} \hat{r}'^3 f \sin \hat{\theta}' \cos 2\hat{\theta}' \left(\cos \hat{\phi}' \cos \Omega \bar{t} + \sin \hat{\phi}' \sin \Omega \bar{t} \right), \\
g_{\hat{1}'\hat{2}'}^{(1)} &= \frac{1}{f} g_{\hat{0}'\hat{2}'}^{(1)}, \\
g_{\hat{1}'\hat{3}'}^{(1)} &= \frac{1}{f} g_{\hat{0}'\hat{3}'}^{(1)},
\end{aligned} \tag{49}$$

where all coordinates are centered on BH 1 and where we used the abbreviation

$$f = \left(1 - \frac{2M_1}{\hat{r}'} \right). \tag{50}$$

In Eq. (49), \bar{t} stands for the isotropic time coordinate, given in Eq. (47). Recall that this metric was derived under the assumption that the second black hole responsible for the tidal perturbation is moving slowly. In particular Alvi obtained the perturbation from a stationary perturbation by replacing $\hat{\phi}$ by $\hat{\phi} - \Omega \bar{t}$. This means the largest error in this perturbation is of order $O(m/b)^{5/2} O(r_A/b)^2$. In the following we will replace Schwarzschild time \bar{t} by Kerr-Schild time \hat{t} to simplify our expressions. This re-

placement will change the tidal perturbation only at order $O(m/b)^{5/2} O(r_A/b)^2$ and thus not introduce any extra errors.

We now go one step further and transform Eq. (49) to Cartesian Kerr-Schild coordinates via the standard map

$$\begin{aligned}
\hat{t}' &= \hat{t}, & \hat{r}' &= (\hat{x}^2 + \hat{y}^2 + \hat{z}^2)^{1/2}, \\
\hat{\theta}' &= \cos^{-1} \left(\frac{\hat{z}}{(\hat{x}^2 + \hat{y}^2 + \hat{z}^2)^{1/2}} \right), \\
\hat{\phi}' &= \tan^{-1} \left(\frac{\hat{y}}{\hat{x}} \right).
\end{aligned} \tag{51}$$

We then obtain

$$\begin{aligned}
g_{\hat{0}\hat{0}}^{(1)} &= -f + \frac{m_2}{b^3} f^2 \left[3 (\hat{x} \cos \Omega \hat{t} + \hat{y} \sin \Omega \hat{t})^2 - \hat{r}^2 \right], \\
g_{\hat{1}\hat{1}}^{(1)} &= 1 + \frac{2M_1}{\hat{r}} \frac{\hat{x}^2}{\hat{r}^2} + \frac{m_2}{b^3} \left[3 (\hat{x} \cos \Omega \hat{t} + \hat{y} \sin \Omega \hat{t})^2 - \hat{r}^2 \right] \left[1 + \frac{2M_1^2}{\hat{r}^2} \left(\frac{3\hat{x}^2}{\hat{r}^2} - 1 \right) \right] - \frac{4M_1}{\hat{r}} \frac{m_2}{b^3} \times \\
&\quad \sqrt{\frac{m}{b}} \frac{\hat{x}}{\hat{r}} \left[(\hat{z}^2 - \hat{y}^2) \sin \Omega \bar{t} - \hat{y} \hat{x} \cos \Omega \bar{t} \right], \\
g_{\hat{2}\hat{2}}^{(1)} &= 1 + \frac{2M_1}{\hat{r}} \frac{\hat{y}^2}{\hat{r}^2} + \frac{m_2}{b^3} \left[3 (\hat{x} \cos \Omega \hat{t} + \hat{y} \sin \Omega \hat{t})^2 - \hat{r}^2 \right] \left[1 + \frac{2M_1^2}{\hat{r}^2} \left(\frac{3\hat{y}^2}{\hat{r}^2} - 1 \right) \right] - \frac{4M_1}{\hat{r}} \frac{m_2}{b^3} \times \\
&\quad \sqrt{\frac{m}{b}} \frac{\hat{y}}{\hat{r}} \left[(\hat{x}^2 - \hat{z}^2) \cos \Omega \bar{t} + \hat{y} \hat{x} \sin \Omega \bar{t} \right], \\
g_{\hat{3}\hat{3}}^{(1)} &= 1 + \frac{2M_1}{\hat{r}} \frac{\hat{z}^2}{\hat{r}^2} + \frac{m_2}{b^3} \left[3 (\hat{x} \cos \Omega \hat{t} + \hat{y} \sin \Omega \hat{t})^2 - \hat{r}^2 \right] \left[1 + \frac{2M_1^2}{\hat{r}^2} \left(\frac{3\hat{z}^2}{\hat{r}^2} - 1 \right) \right] - \frac{4M_1}{\hat{r}} \frac{m_2}{b^3} \times \\
&\quad \sqrt{\frac{m}{b}} \frac{\hat{z}}{\hat{r}} (\hat{y} \cos \Omega \bar{t} - \hat{x} \sin \Omega \bar{t}), \\
g_{\hat{0}\hat{1}}^{(1)} &= \frac{2M_1}{\hat{r}} \frac{\hat{x}}{\hat{r}} \left\{ 1 - \frac{m_2}{b^3} f \left[3 (\hat{x} \cos \Omega \hat{t} + \hat{y} \sin \Omega \hat{t})^2 - \hat{r}^2 \right] \right\} + \frac{2m_2}{b^3} \sqrt{\frac{m}{b}} f \left[(\hat{z}^2 - \hat{y}^2) \sin \Omega \bar{t} - \hat{x} \hat{y} \cos \Omega \bar{t} \right], \\
g_{\hat{0}\hat{2}}^{(1)} &= \frac{2M_1}{\hat{r}} \frac{\hat{y}}{\hat{r}} \left\{ 1 - \frac{m_2}{b^3} f \left[3 (\hat{x} \cos \Omega \hat{t} + \hat{y} \sin \Omega \hat{t})^2 - \hat{r}^2 \right] \right\} + \frac{2m_2}{b^3} \sqrt{\frac{m}{b}} f \left[(\hat{x}^2 - \hat{z}^2) \cos \Omega \bar{t} + \hat{x} \hat{y} \sin \Omega \bar{t} \right], \\
g_{\hat{0}\hat{3}}^{(1)} &= \frac{2M_1}{\hat{r}} \frac{\hat{z}}{\hat{r}} \left\{ 1 - \frac{m_2}{b^3} f \left[3 (\hat{x} \cos \Omega \hat{t} + \hat{y} \sin \Omega \hat{t})^2 - \hat{r}^2 \right] \right\} + \frac{2m_2}{b^3} \sqrt{\frac{m}{b}} f \hat{z} (\hat{y} \cos \Omega \bar{t} - \hat{x} \sin \Omega \bar{t}), \\
g_{\hat{1}\hat{2}}^{(1)} &= \frac{\hat{x} \hat{y}}{\hat{r}^2} \left\{ \frac{2M_1}{\hat{r}} + \frac{6m_2}{b^3} \frac{M_1}{\hat{r}^2} \left[3 (\hat{x} \cos \Omega \hat{t} + \hat{y} \sin \Omega \hat{t})^2 - \hat{r}^2 \right] \right\} + \frac{4m_2}{b^3} \frac{M_1}{\hat{r}} \sqrt{\frac{m}{b}} \frac{1}{\hat{r}^3} \left[(\hat{y} \sin \Omega \bar{t} + \hat{x} \cos \Omega \bar{t}) (\hat{y}^4 - \hat{x}^4) \right. \\
&\quad \left. + (\hat{x} \cos \Omega \bar{t} - \hat{y} \sin \Omega \bar{t}) \hat{z}^2 (2\hat{y}^2 + \hat{z}^2) \right], \\
g_{\hat{1}\hat{3}}^{(1)} &= \frac{\hat{x} \hat{z}}{\hat{r}^2} \left\{ \frac{2M_1}{\hat{r}} + \frac{6m_2}{b^3} \frac{M_1^2}{\hat{r}^2} \left[3 (\hat{x} \cos \Omega \hat{t} + \hat{y} \sin \Omega \hat{t})^2 - \hat{r}^2 \right] \right\} + \frac{4m_2 M_1}{b^3} \sqrt{\frac{m}{b}} \left(1 - \frac{2\hat{z}^2}{\hat{r}^2} \right) \hat{z} \sin \Omega \bar{t}, \\
g_{\hat{2}\hat{3}}^{(1)} &= \frac{\hat{y} \hat{z}}{\hat{r}^2} \left\{ \frac{2M_1}{\hat{r}} + \frac{6m_2}{b^3} \frac{M_1^2}{\hat{r}^2} \left[3 (\hat{x} \cos \Omega \hat{t} + \hat{y} \sin \Omega \hat{t})^2 - \hat{r}^2 \right] \right\} - \frac{4m_2 M_1}{b^3} \sqrt{\frac{m}{b}} \left(1 - \frac{2\hat{z}^2}{\hat{r}^2} \right) \hat{z} \cos \Omega \bar{t}. \tag{52}
\end{aligned}$$

This is the inner zone metric in Cartesian Kerr-Schild coordinates. The lapse in this coordinate system is now a positive definite function.

The matching of Sec. V, however, is performed in the buffer zone in Cartesian corotating isotropic coordinates. We thus need a coordinate transformation that leaves Eq. (52) unchanged near the horizon, but takes the metric to isotropic corotating coordinates in the buffer zone. For black hole A, the transformation we use is given by

$$\begin{aligned}
\hat{t} &= (1 - Q_A) \tilde{t} + Q_A \left[\tilde{t} + 2m_A \ln \left| \frac{\tilde{r}_A \psi_A^2}{2m_A} - 1 \right| \right], \\
\hat{x} &= (1 - Q_A) \tilde{x} + Q_A (\tilde{x} \cos \Omega \tilde{t} - \tilde{y} \sin \Omega \tilde{t}) \psi_A^2, \\
\hat{y} &= (1 - Q_A) \tilde{y} + Q_A (\tilde{x} \sin \Omega \tilde{t} + \tilde{y} \cos \Omega \tilde{t}) \psi_A^2, \\
\hat{z} &= (1 - Q_A) \tilde{z} + Q_A \tilde{z} \psi_A^2, \tag{53}
\end{aligned}$$

where

$$\psi_A = 1 + \frac{m_A}{2\tilde{r}_A} \tag{54}$$

and the transition function

$$Q_A = f(\tilde{r}_A) \tag{55}$$

with

$$\begin{aligned}
r_0 &= 2.2m_A, & w &= 0.6r_A^M - 2.2m_A, \\
q &= 1, & s &= 2.8, \tag{56}
\end{aligned}$$

is designed such that Q_A is unity in the buffer zone and zero near black hole A. This means that using Eq. (53) we can transform from Kerr-Schild coordinates (labeled by a hat), to coordinates (labeled by a tilde) which are corotating isotropic coordinates in the buffer zone (where $Q_A = 1$), but which are equal to Kerr-Schild coordinates at the black hole horizons (where $Q_A = 0$). The function Q_A is chosen carefully so that the transformed coordinate system is identically Kerr-Schild at the horizon ($\tilde{r}_A = 2m_A$), while it is equal to isotropic coordinates in the buffer zone where we perform the matching. We can adjust, as usual, how fast we transition by changing the parameters of Q_A , but we are constrained to having the

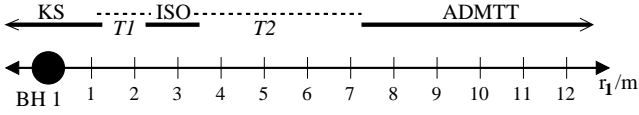


FIG. 17: Schematic drawing of the different coordinate systems used and the transition windows. The solid line represents the distance r_1 from BH 1. The different coordinate systems are shown by a thick solid line, where KS stands for Kerr-Schild, ISO for isotropic, and ADMTT for the PN coordinate system. The dotted lines, labeled $T1$ and $T2$, are the transition windows, where the transitions take place.

metric completely in isotropic coordinates in the buffer zone, in order for the matching to be valid.

The inner zone metric then becomes

$$g_{\hat{\mu}\hat{\nu}}^{(1)} = g_{\hat{\alpha}\hat{\beta}}^{(1)} J_{\hat{\mu}}^{\hat{\alpha}} J_{\hat{\nu}}^{\hat{\beta}}, \quad (57)$$

where, in analogy to Eq. (31), the Jacobian matrix is given by

$$J_{\hat{\mu}}^{\hat{\alpha}} = \frac{\partial x^{\hat{\alpha}}}{\partial x^{\hat{\mu}}}. \quad (58)$$

This Jacobian can be computed by taking derivatives of Eq. (53).

With this new coordinate transformation, the global metric contains several transition functions. A schematic drawing of these transitions is presented in Fig. 17. In this drawing, the black dot represents BH 1 and the solid black line is the radial direction, where the horizon, for example, is located at $\tilde{r}_1 = 2m_1$. Fig. 17 also shows the different coordinate systems used, where KS stands for Kerr-Schild, ISO for isotropic coordinates and ADMTT for the PN near zone. The dotted line shows the region where the transitions take place: $T1$ is the transition between KS to ISO and $T2$ is the transition produced by the matching coordinate transformation. Observe that $T1$ is chosen so that the 4-metric is in KS coordinates everywhere near and inside the horizon, while it is completely in ISO coordinates where $T2$ begins. This restriction makes the transition window of $T1$ narrow. On the other hand, the transition window of $T2$ is restricted only by the size of the buffer zone and, thus, is chosen to be wider.

Effect of the new coordinates

In this subsection, we describe the advantages of the new coordinate system. In these coordinates, the new global 4-metric is much better behaved close to the horizons, where it is of Kerr-Schild form. Thus, the lapse remains positive definite through the horizon. The lapse in the new coordinates is shown in Fig. 18 (dot-dashed line) together with the lapse in the old ADMTT coordinates (solid line). The inner zone lapse in new coordinates is approximately equal to the Kerr-Schild lapse inside

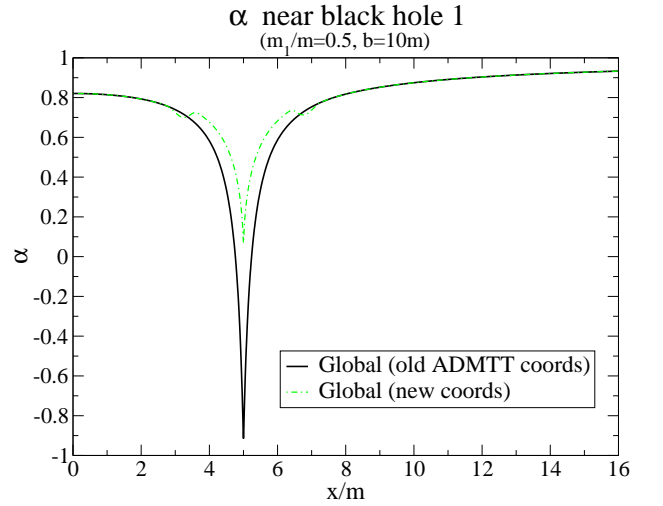


FIG. 18: This figure shows the lapse in the new horizon-penetrating coordinates (dot-dashed line), together with the lapse in the old ADMTT coordinates (solid line).

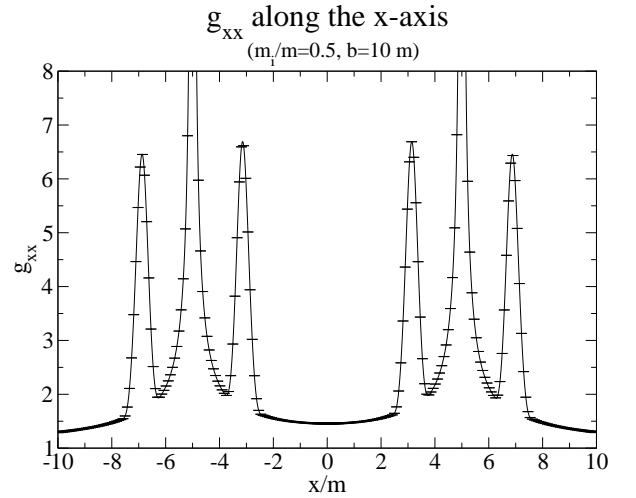


FIG. 19: This figure shows the x -component of the global metric in new coordinates.

the horizon, while it smoothly approaches the lapse of isotropic coordinates in the buffer zone and the ADMTT lapse in the near zone.

Another quantity that changes in the new coordinates is the spatial metric. Fig. 19 shows the x -component of the new global metric along the x -axis. The large humps on either side of each black hole in Fig. 19 are produced by derivatives of the coordinate transformation (53), which contains the transition function Q_A that changes rapidly from zero to unity in a small region of width $w = 0.6r_A^M - 2.2m_A$. Had we chosen a wider boundary layer w to transition, this derivative would become smaller and the hump would be smoothed out. However, we need the metric to be completely in isotropic coordinates in the buffer zone where we perform the matching (approximately at $\tilde{r}_A = 6m_A$). Therefore, we are con-

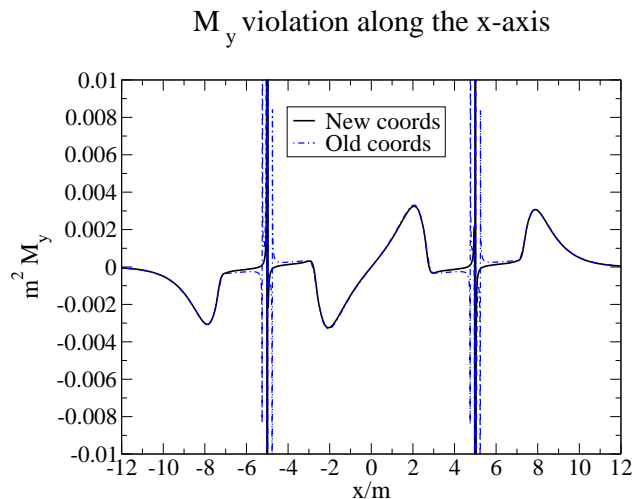


FIG. 20: Plot of the y -component of the momentum constraint violation along the x -axis in new coordinates (solid black line) and in old ADMTT coordinates (dot-dashed line). Observe that this quantity in new coordinates does not diverge now until the singularity.

strained to have a narrow boundary layer w , which then produces large derivatives of the transition functions and humps in the metric. Note, however, that these humps are *not* spurious gravitational radiation. They simply arise because of performing a coordinate transformation. Therefore, due to the inherent diffeomorphism invariance of General Relativity, the physical content of the data will not be altered by the coordinate transformation. In addition, if we choose a larger black hole separation, r_A^M increases and we obtain a wider boundary layer to transition, and hence the humps become smaller.

Since the inner zone lapse in this new coordinates is now a positive definite function, we expect the extrinsic curvature and the momentum constraint violation to be small and well-behaved across the horizon. Fig. 20 shows the y component of the momentum constraint violation along the x -axis. Observe that the constraint violation is finite everywhere, except near the singularity. With this new coordinate system, excision is now possible, since the curvature does not blow up until close to the physical singularity. We compare the constraint violation in this new coordinate system to that in the old ADMTT coordinates near BH 1 in Fig. 21. We have zoomed to a region $0.3m$ away from the singularity of BH 1 to distinguish the behavior of the violation better. As we can observe from the figure, the ADMTT constraint violation is identical to the violation in the new coordinates away from the horizon. However, near the horizon there are spikes when we use the old coordinates. These spikes are poorly resolved in this figure, but we have checked that they are indeed divergences. Observe that these spikes are not present in the new coordinates.

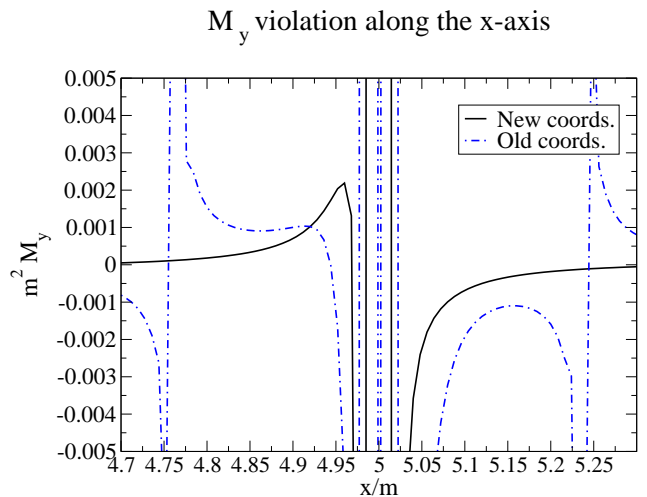


FIG. 21: Plot of the y -component of the momentum constraint violation near BH 1 in new coordinates (black solid line) and in ADMTT coordinates (dot-dashed line). Observe that in new coordinates there is no divergence until the singularity.

IX. CONCLUSIONS

We have constructed approximate initial data for non-spinning black hole binaries by asymptotically matching the 4-metrics of two tidally perturbed Schwarzschild solutions in isotropic coordinates to a post-Newtonian metric in ADMTT coordinates. The two perturbed Schwarzschild metrics are valid only close to each black hole (in the inner zones) and contain tidal deformations which are correct up to $O(r_A/b)^2$. The ADMTT post-Newtonian metric we use is formally correct only up to $O(m/b)^{3/2}$ and valid only in the near zone, and not close to the black holes. However, by adding certain higher order terms to the ADMTT metric we bring it into a form that is close to the Schwarzschild metric plus some artificial perturbation. This means that instead of blowing up in an uncontrolled way, the ADMTT metric approaches the Schwarzschild metric in isotropic coordinates when we approach one of the black holes. Since the two tidally perturbed Schwarzschild solutions, which are actually valid close to each black hole are also given in isotropic coordinates, both metrics agree at leading order even before asymptotic matching is performed.

The procedure we have used to achieve asymptotic matching closely follows the calculation of paper 1, and is performed in the so called buffer zone where both the post-Newtonian and the perturbed Schwarzschild approximations hold. The result is that both metrics agree in the buffer zone, up to the errors in the approximations. However, since both approximations are similar to Schwarzschild in isotropic coordinates, matching yields much better results than in paper 1, where harmonic coordinates were used for the post-Newtonian 4-metric. In addition, after matching in the buffer zone the two met-

rics are also very similar near the black hole horizons, even though the post-Newtonian metric is formally not valid there. The biggest deviation of the post-Newtonian 4-metric from the correct perturbed Schwarzschild solution near the horizon occurs in the g_{0i} or shift components at $O(m/b)^{3/2}$. At this same order similar deviations are also observable in the extrinsic curvature of the $t = 0$ slice.

The resulting global piece-wise 4-metric is made formally C^∞ by the use of smoothing functions. These functions are chosen such that the smoothed global metric has errors on the order of the error introduced by the more accurate of the two approximations we match. This smoothing procedure works much better than in paper 1, because the tidally perturbed Schwarzschild solutions and the post-Newtonian metric are much closer to each other and diverge at similar locations. The smoothed global metric is obtained in ADMTT coordinates, and thus very similar to isotropic coordinates near each black hole. Hence our coordinates are not horizon penetrating and, for example, result in a lapse that goes through zero close to the horizons. Since such coordinates may be problematic for certain numerical simulations, we construct an additional coordinate map. With this map one can transform the 4-metric from global ADMTT coordinates, obtained through asymptotic matching, to new coordinates which are similar to Kerr-Schild coordinates near each black hole, but which remain ADMTT further away from the black holes. These new coordinates are horizon penetrating and lead to a lapse which is everywhere positive on the $t' = 0$ slice. The same map can in principle also be applied to the data computed in paper 1.

For both, global ADMTT and new coordinates we have constructed initial data sets on the respective $t' = 0$ slices. These initial data are then used to compute Hamiltonian and momentum constraint violations. We find that the initial data found in this paper is closer to the constraint hypersurface than the data presented in pa-

per 1, making it perhaps more amenable to numerical simulations.

In conclusion, we have used the method of asymptotic matching to construct improved approximate initial data for non-spinning black hole binaries. Future work will concentrate on applying this method to spinning binary systems. This problem is of fundamental importance to astrophysics and gravitational wave detection, since most black holes are believed to be rotating. Using the results of [44] the matching of a tidally perturbed Kerr black hole to a post-Newtonian metric should be possible. Other work will concentrate on repeating this analysis to higher post-Newtonian order to explicitly incorporate the effect of gravitational waves.

Acknowledgments

We would like to thank the University of Jena for their hospitality. We would also like to thank Ben Owen and Bernd Brügmann for useful discussion and comments. Nicolas Yunes acknowledges the support of the Institute for Gravitational Physics and Geometry and the Center for Gravitational Wave Physics, funded by the National Science Foundation under Cooperative Agreement PHY-01-14375. This work was also supported by NSF grants PHY-02-18750, PHY-02-44788, and PHY-02-45649. Wolfgang Tichy acknowledges partial support by the National Computational Science Alliance under Grants PHY050012T, PHY050015N, and PHY050016N.

APPENDIX

In this section we present explicit formulas for the Jacobian of the transformations given in Eq. (26). These formulas are long and complicated, but, if the reader is interested in implementing them, we can provide a Maple file with explicit expressions for them. The Jacobian is given by

$$\begin{aligned}
J_t^{\bar{t}} &= 1 + m_2 \left(-1 + \frac{x_1}{b}\right) b^{-1}, \\
J_x^{\bar{t}} &= \frac{tm_2}{b^2}, \\
J_t^{\bar{x}} &= x_1 \left(\frac{m_2 y}{x_1 b^2} - \left(\frac{m_2}{b}\right)^{3/2} \sqrt{\frac{m}{m_2}} t \left(x_1 \left(1/2 m_1 \left(\frac{b^3}{(x_1^2 + y^2 + z^2)^{3/2}} - 1 + 3 \frac{m_1}{m} \right) m^{-1} - 4 \right) b^{-2} \right. \right. \\
&\quad \left. \left. - 3/2 \frac{y^2 x_1 m_1 b}{(x_1^2 + y^2 + z^2)^{5/2} m} + \left(1 - \frac{m_2}{m} - 1/2 \frac{m_1}{m}\right) b^{-1} \right) x_1^{-1} \right), \\
J_x^{\bar{x}} &= 1 + m_2 \left(1 - 1/2 \frac{x_1}{b} + 1/2 \frac{y^2 + z^2 + 2t^2}{x_1 b} \right) b^{-1} - \left(\frac{m_2}{b}\right)^{3/2} \sqrt{\frac{m}{m_2}} t \left(y x_1 \left(1/2 m_1 \left(\frac{b^3}{(x_1^2 + y^2 + z^2)^{3/2}} - 1 \right. \right. \right. \\
&\quad \left. \left. + 3 \frac{m_1}{m} \right) m^{-1} - 4 \right) b^{-2} + y \left(1 - \frac{m_2}{m} - 1/2 \frac{m_1}{m} \right) b^{-1} \right) x_1^{-1} + x_1 \left(m_2 \left(-1/2 b^{-1} - 1/2 \frac{y^2 + z^2 + 2t^2}{x_1^2 b} \right) b^{-1} \right)
\end{aligned}$$

$$\begin{aligned}
& - \left(\frac{m_2}{b}\right)^{3/2} \sqrt{\frac{m}{m_2}} t \left(y \left(1/2 m_1 \left(\frac{b^3}{(x_1^2 + y^2 + z^2)^{3/2}} - 1 + 3 \frac{m_1}{m} \right) m^{-1} - 4 \right) b^{-2} \right. \\
& \left. - 3/2 \frac{y x_1^2 m_1 b}{(x_1^2 + y^2 + z^2)^{5/2} m} \right) x_1^{-1} + \left(\frac{m_2}{b}\right)^{3/2} \sqrt{\frac{m}{m_2}} t \left(y x_1 \left(1/2 m_1 \left(\frac{b^3}{(x_1^2 + y^2 + z^2)^{3/2}} - 1 + 3 \frac{m_1}{m} \right) m^{-1} \right. \right. \\
& \left. \left. - 4 \right) b^{-2} + y \left(1 - \frac{m_2}{m} - 1/2 \frac{m_1}{m} \right) b^{-1} \right) x_1^{-2} \Big), \\
J_{y\bar{x}} &= x_1 \left(\frac{m_2 y}{x_1 b^2} - \left(\frac{m_2}{b}\right)^{3/2} \sqrt{\frac{m}{m_2}} t \left(x_1 \left(1/2 m_1 \left(\frac{b^3}{(x_1^2 + y^2 + z^2)^{3/2}} - 1 + 3 \frac{m_1}{m} \right) m^{-1} - 4 \right) b^{-2} \right. \right. \\
& \left. \left. - 3/2 \frac{y^2 x_1 m_1 b}{(x_1^2 + y^2 + z^2)^{5/2} m} + \left(1 - \frac{m_2}{m} - 1/2 \frac{m_1}{m} \right) b^{-1} \right) x_1^{-1} \right), \\
J_{z\bar{x}} &= x_1 \left(\frac{m_2 z}{x_1 b^2} + 3/2 \left(\frac{m_2}{b}\right)^{3/2} \sqrt{\frac{m}{m_2}} t y m_1 b z (x_1^2 + y^2 + z^2)^{-5/2} m^{-1} \right), \\
J_{t\bar{y}} &= y \left(\sqrt{\frac{m_2}{b}} \sqrt{\frac{m_2}{m}} y^{-1} - \left(\frac{m_2}{b}\right)^{3/2} \sqrt{\frac{m}{m_2}} \left(z^2 \left(7/4 \frac{m_1}{m} - \frac{m_2}{m} - 3/2 \right) b^{-2} + y^2 (1/2 m_1 (5/2 \right. \right. \\
& \left. \left. + \frac{b^3}{(x_1^2 + y^2 + z^2)^{3/2}} \right) m^{-1} - 1/2 - \frac{m_2}{m} \right) b^{-2} + x_1^2 \left(2 \frac{m_2}{m} - 7/2 \frac{m_1}{m} + 7/2 \right) b^{-2} + x_1 \left(-1 + \frac{m_2}{m} \right. \right. \\
& \left. \left. + 7/2 \frac{m_1}{m} \right) b^{-1} + 1/3 \frac{t^2}{b^2} + 7/2 m_1 \left(-1 + \frac{b}{\sqrt{x_1^2 + y^2 + z^2}} \right) m^{-1} + 3/2 - 1/2 \frac{m_1 m_2}{m^2} - \frac{m_2}{m} \right) y^{-1} \\
& \left. - 2/3 \left(\frac{m_2}{b}\right)^{3/2} t^2 \sqrt{\frac{m}{m_2}} b^{-2} y^{-1} \right), \\
J_{x\bar{y}} &= y \left(-\frac{m_2}{b^2} - \left(\frac{m_2}{b}\right)^{3/2} \sqrt{\frac{m}{m_2}} t \left(-3/2 \frac{y^2 x_1 m_1 b}{(x_1^2 + y^2 + z^2)^{5/2} m} + 2 x_1 \left(2 \frac{m_2}{m} - 7/2 \frac{m_1}{m} \right. \right. \right. \\
& \left. \left. + 7/2 \right) b^{-2} + \left(-1 + \frac{m_2}{m} + 7/2 \frac{m_1}{m} \right) b^{-1} - 7/2 \frac{m_1 b x_1}{(x_1^2 + y^2 + z^2)^{3/2} m} \right) y^{-1} \Big), \\
J_{y\bar{y}} &= 1 + \sqrt{\frac{m_2}{b}} \sqrt{\frac{m_2}{m}} t y^{-1} + m_2 \left(1 - \frac{x_1}{b} \right) b^{-1} - \left(\frac{m_2}{b}\right)^{3/2} \sqrt{\frac{m}{m_2}} t \left(z^2 \left(7/4 \frac{m_1}{m} - \frac{m_2}{m} - 3/2 \right) b^{-2} + y^2 (1/2 m_1 \right. \\
& \left(5/2 + \frac{b^3}{(x_1^2 + y^2 + z^2)^{3/2}} \right) m^{-1} - 1/2 - \frac{m_2}{m} \right) b^{-2} + x_1^2 \left(2 \frac{m_2}{m} - 7/2 \frac{m_1}{m} + 7/2 \right) b^{-2} + x_1 \left(-1 + \frac{m_2}{m} \right. \\
& \left. + 7/2 \frac{m_1}{m} \right) b^{-1} + 1/3 \frac{t^2}{b^2} + 7/2 m_1 \left(-1 + \frac{b}{\sqrt{x_1^2 + y^2 + z^2}} \right) m^{-1} + 3/2 - 1/2 \frac{m_1 m_2}{m^2} - \frac{m_2}{m} \Big) y^{-1} \\
& + y \left(-\sqrt{\frac{m_2}{b}} \sqrt{\frac{m_2}{m}} t y^{-2} - \left(\frac{m_2}{b}\right)^{3/2} \sqrt{\frac{m}{m_2}} t \left(2 y \left(1/2 m_1 \left(5/2 + \frac{b^3}{(x_1^2 + y^2 + z^2)^{3/2}} \right) m^{-1} - 1/2 - \frac{m_2}{m} \right) b^{-2} \right. \right. \\
& \left. \left. - 3/2 \frac{y^3 m_1 b}{(x_1^2 + y^2 + z^2)^{5/2} m} - 7/2 \frac{m_1 b y}{(x_1^2 + y^2 + z^2)^{3/2} m} \right) y^{-1} + \left(\frac{m_2}{b}\right)^{3/2} \sqrt{\frac{m}{m_2}} t \left(z^2 \left(7/4 \frac{m_1}{m} - \frac{m_2}{m} \right. \right. \right. \\
& \left. \left. - 3/2 \right) b^{-2} + y^2 \left(1/2 m_1 \left(5/2 + \frac{b^3}{(x_1^2 + y^2 + z^2)^{3/2}} \right) m^{-1} - 1/2 - \frac{m_2}{m} \right) b^{-2} + x_1^2 \left(2 \frac{m_2}{m} - 7/2 \frac{m_1}{m} \right. \right. \\
& \left. \left. + 7/2 \right) b^{-2} + x_1 \left(-1 + \frac{m_2}{m} + 7/2 \frac{m_1}{m} \right) b^{-1} + 1/3 \frac{t^2}{b^2} + 7/2 m_1 \left(-1 + \frac{b}{\sqrt{x_1^2 + y^2 + z^2}} \right) m^{-1} + 3/2 \right. \\
& \left. - 1/2 \frac{m_1 m_2}{m^2} - \frac{m_2}{m} \right) y^{-2} \Big), \\
J_{z\bar{y}} &= -\left(\frac{m_2}{b}\right)^{3/2} t \sqrt{\frac{m}{m_2}} \left(2 z \left(7/4 \frac{m_1}{m} - \frac{m_2}{m} - 3/2 \right) b^{-2} - 3/2 \frac{y^2 m_1 b z}{(x_1^2 + y^2 + z^2)^{5/2} m} - 7/2 \frac{m_1 b z}{(x_1^2 + y^2 + z^2)^{3/2} m} \right),
\end{aligned}$$

$$\begin{aligned}
J_t^z &= -z \left(\frac{m_2}{b}\right)^{3/2} y \sqrt{\frac{m}{m_2}} \left(1/2 m_1 \left(\frac{b^3}{(x_1^2 + y^2 + z^2)^{3/2}} - 1\right) m^{-1} + 1\right) b^{-2}, \\
J_x^z &= z \left(-\frac{m_2}{b^2} + 3/2 \left(\frac{m_2}{b}\right)^{3/2} y t \sqrt{\frac{m}{m_2}} m_1 b x_1 (x_1^2 + y^2 + z^2)^{-5/2} m^{-1}\right), \\
J_y^z &= z \left(-\left(\frac{m_2}{b}\right)^{3/2} t \sqrt{\frac{m}{m_2}} \left(1/2 m_1 \left(\frac{b^3}{(x_1^2 + y^2 + z^2)^{3/2}} - 1\right) m^{-1} + 1\right) b^{-2} + 3/2 \left(\frac{m_2}{b}\right)^{3/2} y^2 t \sqrt{\frac{m}{m_2}} m_1 \right. \\
&\quad \left. b (x_1^2 + y^2 + z^2)^{-5/2} m^{-1}\right), \\
J_z^z &= 1 + m_2 \left(1 - \frac{x_1}{b}\right) b^{-1} - \left(\frac{m_2}{b}\right)^{3/2} y t \sqrt{\frac{m}{m_2}} \left(1/2 m_1 \left(\frac{b^3}{(x_1^2 + y^2 + z^2)^{3/2}} - 1\right) m^{-1} + 1\right) b^{-2} \\
&\quad + 3/2 z^2 \left(\frac{m_2}{b}\right)^{3/2} y t \sqrt{\frac{m}{m_2}} m_1 b (x_1^2 + y^2 + z^2)^{-5/2} m^{-1}. \tag{59}
\end{aligned}$$

where terms not listed here are zero.

This is the Jacobians of the transformations that allows us to construct a global metric by transforming the inner zone metrics in the buffer zone. Note that this is the

Jacobian for the transformation that is valid in buffer zone 1 (\mathcal{O}_{13} .) In order to obtain the Jacobian for the transformation in the other buffer zone (\mathcal{O}_{23}), one can apply the substitutions of Eq. (28).

-
- [1] N. Yunes, W. Tichy, B. J. Owen, and B. Bruegmann (2005), gr-qc/0503011.
- [2] B. Schutz, *Class. Quantum Grav.* **16**, A131 (1999).
- [3] LIGO, IIGO - <http://www.ligo.caltech.edu/>.
- [4] GEO, gEO600 - <http://g/www.geo600.uni-hannover.de/>.
- [5] VIRGO, vIRGO - <http://www.virgo.infn.it/>.
- [6] TAMA, tAMA - <http://tamago.mtk.nao.ac.jp/>.
- [7] M. Miller (2005), gr-qc/0502087.
- [8] G. B. Cook, *Phys. Rev. D* **50**, 5025 (1994).
- [9] J. York, James W., *Phys. Rev. Lett.* **82**, 1350 (1999), gr-qc/9810051.
- [10] R. A. Matzner, M. F. Huq, and D. Shoemaker, *Phys. Rev. D* **59**, 024015 (1999).
- [11] T. W. Baumgarte, *Phys. Rev. D* **62**, 024018 (2000), gr-qc/0004050.
- [12] P. Marronetti and R. A. Matzner, *Phys. Rev. Lett.* **85**, 5500 (2000), gr-qc/0009044.
- [13] P. Marronetti, M. F. Huq, P. Laguna, L. Lehner, R. A. Matzner, and D. Shoemaker, *Phys. Rev. D* **62**, 024017 (2000), gr-qc/0001077.
- [14] G. B. Cook, *Living Rev. Rel.* **3**, 5 (2000), and references therein, gr-qc/0007085.
- [15] P. Grandclement, E.ourgoulhon, and S. Bonazzola, *Phys. Rev.* **D65**, 044021 (2002), gr-qc/0106016.
- [16] B. D. Baker (2002), gr-qc/0205082.
- [17] W. Tichy, B. Brügmann, M. Campanelli, and P. Diener, *Phys. Rev.* **D67**, 064008 (2003), gr-qc/0207011.
- [18] H. P. Pfeiffer, G. B. Cook, and S. A. Teukolsky, *Phys. Rev.* **D66**, 024047 (2002), gr-qc/0203085.
- [19] W. Tichy, B. Brügmann, and P. Laguna, *Phys. Rev. D* **68**, 064008 (2003), gr-qc/0306020.
- [20] W. Tichy and B. Brügmann, *Phys. Rev. D* **69**, 024006 (2004), gr-qc/0307027.
- [21] M. D. Hannam, C. R. Evans, G. B. Cook, and T. W. Baumgarte, *Phys. Rev.* **D68**, 064003 (2003), gr-qc/0306028.
- [22] E. Bonning, P. Marronetti, D. Neilsen, and R. Matzner, *Phys. Rev.* **D68**, 044019 (2003), gr-qc/0305071.
- [23] M. Holst et al. (2004), gr-qc/0407011.
- [24] M. Ansorg, B. Brügmann, and W. Tichy, *Phys. Rev. D* **70**, 064011 (2004), gr-qc/0404056.
- [25] H.-J. Yo, J. N. Cook, S. L. Shapiro, and T. W. Baumgarte, *Phys. Rev. D* **70**, 084033 (2004), gr-qc/0406020.
- [26] G. B. Cook and H. P. Pfeiffer, *Phys. Rev.* **D70**, 104016 (2004), gr-qc/0407078.
- [27] M. D. Hannam, *Phys. Rev.* **D72**, 044025 (2005), gr-qc/0505120.
- [28] L. Blanchet, *Living Rev. Rel.* **5**, 3 (2002), and references therein, gr-qc/0202016.
- [29] J. M. Aguirregabiria, L. Bel, J. Martin, A. Molina, and E. Ruiz, *Gen. Rel. Grav.* **33**, 1809 (2001), gr-qc/0104019.
- [30] W. L. Burke, *J. Math. Phys.* **12**, 401 (1971).
- [31] W. L. Burke and K. S. Thorne, in *Relativity*, edited by M. Carmeli, S. I. Fickler, and L. Witten (Plenum Press, 1970), pp. 209–228.
- [32] P. D. D’Eath, *Phys. Rev.* **D11**, 1387 (1975).
- [33] P. D. D’Eath, *Phys. Rev.* **D12**, 2183 (1975).
- [34] K. S. Thorne and J. B. Hartle, *Phys. Rev.* **D31**, 1815 (1985).
- [35] K. Alvi, *Phys. Rev.* **D61**, 124013 (2000), gr-qc/9912113.
- [36] N. Jansen and B. Brügmann (2002), unpublished.
- [37] G. Schafer, *Annals Phys.* **161**, 81 (1985).
- [38] P. Jaranowski and G. Schäfer, *Phys. Rev. D* **55**, 4712 (1997).
- [39] P. Jaranowski and G. Schafer, *Phys. Rev.* **D57**, 7274 (1998), gr-qc/9712075.
- [40] K. Alvi, *Phys. Rev.* **D67**, 104006 (2003), gr-qc/0302061.
- [41] E. Poisson (2005), gr-qc/0501032.
- [42] C. M. Bender and S. A. Orszag, *Advanced mathematical methods for scientists and engineers 1, Asymptotic meth-*

- ods and perturbation theory* (Springer, New York, 1999).
- [43] M. Misner, Charles, K. S. Thorne, and J. A. Wheeler, *Gravitation* (Freeman, New York, 1970).
- [44] N. Yunes and J. A. Gonzalez (2005), gr-qc/0510076.