

Gravitomagnetism and the Lorentz Invariance of Gravity in the Gravitational Light-Ray Deflection Experiments

Sergei M. Kopeikin*

Department of Physics & Astronomy, University of Missouri, Columbia, Missouri 65211

Edward B. Fomalont†

National Radio Astronomy Observatory, Charlottesville, VA 22903, USA

(Dated: April 19, 2019)

Experimental verification of the existence of gravitomagnetic fields generated by currents of matter is important for a complete understanding and formulation of gravitational physics. Although the rotational (*intrinsic*) gravitomagnetic field has been extensively studied and is now being measured by the Gravity Probe B, the *extrinsic* gravitomagnetic field generated by the translational current of matter is less well studied. The present paper introduces a *fundamental speed of gravity* parameter and uses the parametrized Einstein and light geodesics equations to show that the *extrinsic* gravitomagnetic field generated by the translational current of matter can be measured by observing the relativistic time delay caused by the moving object. We prove that the *extrinsic* gravitomagnetic field is measured by the relativistic effect of the aberration of the gravity force caused by the Lorentz transformation of the metric tensor and the Levi-Civita connection. We applied these concepts to the 2002 deflection experiment of a quasar by Jupiter where the aberration of gravity from its orbital motion was measured with accuracy 20%. We describe a 2005 experiment to measure the gravitational deflection of radio waves from a quasar by the sun, as viewed in the geocentric frame, to improve the measurement accuracy of the aberration of gravity—hence the fundamental speed of gravity—to a few percent.

PACS numbers: 04.20.-q, 04.80.Cc

*Electronic address: kopeikins@missouri.edu

†Electronic address: efomalon@nrao.edu

Contents

I. Introduction	3
II. Linearized Gravity and Gravitomagnetism	4
III. Lorentz Invariance and Aberration of Gravity	5
IV. Lorentz Transformation of Gravity and Light in the Shapiro Time Delay	7
A. Equation of Light Propagation and Its Lorentz Transformation	7
B. Lorentz Transformation of the Levi-Civita Connection in General Relativity	7
C. Lorentz Transformation of the Levi-Civita Connection in the PPN Formalism	8
D. Gravitational Time Delay and Deflection of Light	9
E. Characteristic Time Interval and Spatial Domain of the Gravitational Deflection of Light	9
V. Summary of the Physical Interpretations of the Deflection Experiments in the Field of a Moving Gravitational Lens	
A. Significance of the Velocity-Dependent Corrections Caused by Motion of the Lens	10
B. Time Delay and Deflection of Light by a Moving Lens	11
C. Relativistic Delay Measurement as a Null-Type Experiment	12
D. Measurement of the Gravitomagnetic Field	12
E. The Lorentz Invariance of Gravity	12
F. The Aberration and the Speed of Gravity	12
G. A Graphical Representation of the Aberration	13
VI. Experimental VLBI Measurement of The Aberration of Gravity	14
A. The Magnitude of the Aberration	14
B. Lorentz Transform Between Frames	15
C. Measuring the PPN Parameter γ	16
D. Measuring the Aberration of Gravity and Its Fundamental Speed	16
E. Experimental Procedure for the 2005 Experiment	18
Acknowledgments	19
References	20

I. INTRODUCTION

A gravitomagnetic field, according to Einstein's theory of general relativity, arises from moving matter (mass current) just as the magnetic field arises in Maxwell's theory from moving charge (electric current). The weak-field linearized theory of general relativity unveils a mathematical structure comparable to the Maxwell equations [1, 2]. Hence, this weak-field approximation splits gravitation into components similar to the electric and magnetic field. In the case of the gravitational field, the source is the mass of the body, whereas in the case of the electromagnetic field, the source is the charge of the particle. Moving the charge particle creates a magnetic field according to Ampère's law. Analogously, moving the mass creates a mass current which generates a gravitomagnetic field according to Einstein's general relativity. Ampère-like induction of a gravitomagnetic field (gravitomagnetic induction) in general relativity has been a matter of theoretical study since the Lense-Thirring paper [3, 4]. Now, this problem can be tackled experimentally.

There are two types of mass currents in gravity. The first type is brought about by the rotation of matter around body's center of mass. It generates an *intrinsic* gravitomagnetic field tightly associated with body's angular momentum (spin) and most research in gravitomagnetism has been focused on the discussion of its various properties [5]. Experimental measurement of the *intrinsic* gravitomagnetic field of the rotating Earth is currently under way by the Gravity Probe B mission [6]. Laser ranging of LAGEOS and other geodetic satellites verify its existence as predicted by Einstein's general relativity [7]. The second type of the mass current is caused by translational motion of matter. It generates an *extrinsic* gravitomagnetic field that depends on the frame of reference of observer and can be completely eliminated in the rest frame of matter. This property of the *extrinsic* gravitomagnetic field is a direct consequence of the Lorentz invariance of Einstein's gravity field equations and its experimental testing is as important as that of the *intrinsic* gravitomagnetic field. The point is that both the *intrinsic* and the *extrinsic* gravitomagnetic fields obey the same equations and, therefore, their measurements essentially complement each other. Furthermore, detection of the *extrinsic* gravitomagnetic field probes the Lorentz invariance of the gravitational field which determines its causal nature and determines whether the fundamental speed c_g for gravity (= the speed of gravity in general relativity) is the same as the fundamental speed c for electromagnetics (= the speed of light in electromagnetism).

The goal of the present paper is to show that the *extrinsic* gravitomagnetic field can be measured in high-precision relativistic time-delay experiments where light (radio waves) interacts with a moving gravitational field of a massive body (gravitational lens). The relativistic light deflection in the rest (static) frame of the light-ray deflecting body is well-known and was calculated in optics by Einstein [8]. Shapiro [9] has derived the relativistic time delay for radio waves, and the general relativistic problem of the gravitational deflection and delay of light by an arbitrary moving body has been solved in our papers [10, 11]. However, we did not differentiate between the relativistic effects associated with the Lorentz-transformation properties of gravity field variables – the metric tensor $g_{\alpha\beta}$, the Levi-Civita connection $\Gamma_{\beta\gamma}^\alpha$, the curvature tensor [12, 13] – and those for electromagnetic field.

To separate these effects, in section II we introduce a *speed-of-gravity* parameter ϵ into the gravity field variables of Einstein's equations by making use of re-scaling of time coordinate $x^0 = c_g t$, where $c_g \equiv c/\epsilon$ with ϵ running from $\epsilon = 0$ (Newtonian gravity) to $\epsilon = 1$ (general relativity) [14, 15, 16]. This replacement is done for the whole theory and is equivalent to the following phenomenological rules

$$\mathbf{j} \rightarrow \epsilon \mathbf{j}, \quad \mathbf{v} \rightarrow \epsilon \mathbf{v}, \quad \frac{\partial}{\partial t} \rightarrow \epsilon \frac{\partial}{\partial t}, \quad (1)$$

where \mathbf{j} and \mathbf{v} are the matter current and velocity respectively. Parametrization (1) preserves the Newtonian limit and violates none of general relativistic relationships [14, 15, 16], thus, preserving the geometric nature of the Einstein theory of general relativity because the notation x^0 for time coordinate in the Einstein field equations does not change. The parametrization $x^0 = c_g t$ can be also interpreted as introduction of a new time scale $\tau = t/\epsilon$ for gravitational dynamics which differs from the time scale t used in electrodynamics [14, 16]. In any case, we postulate that the background Minkowski metric $\eta_{\alpha\beta}$ remains the same as in special theory of relativity: $\eta_{\alpha\beta} = \text{diag}(-1, +1, +1, +1)$ for both gravity and electromagnetism. In other words, our approach is not based on a bi-metric theory of gravity but assumes that gravity is a field residing on the flat background and having local transformation properties that can be different from Maxwell's electrodynamics.

In section III we show that the parameter ϵ is a marker of the Lorentz group of transformation of the gravitational field variables, given by the matrix $\Lambda_\beta^\alpha(\epsilon)$ that depends on the fundamental speed for gravity $c_g \equiv c/\epsilon$. This speed defines the ultimate speed of the gravitational field propagating on Minkowski background space-time. The Lorentz group of the electromagnetic field is described by the matrix $\lambda_\beta^\alpha \equiv \Lambda_\beta^\alpha(\epsilon = 1)$ and depends on the speed of light c in vacuum, so that the effects associated with the null characteristics of the electromagnetic and gravitational fields can be clearly discerned. We also show in section III that the *speed-of-gravity* parameter ϵ is a more physical description of the Lorentz-invariance violation of the Einstein equations than are the parameters $\alpha_1, \alpha_2, \alpha_3$ of the PPN formalism [17]. These parameters describe violation of the Lorentz symmetry of the metric tensor alone without

direct connection to the gravity field equations and other space-time concepts like parallel transport and curvature associated with geometric objects – the Levi-Civita connection and the Riemann tensor.

In section IV we analyze the propagation of light, using the formalism from the previous sections. It is well-known that the relativistic equations of orbital motion of *massive* bodies show that the difference between c_g and c occurs only in terms of the order of $(v/c)^2$, where v is velocity of the massive body, beyond the Newtonian approximation. Utilizing the formalism from the previous sections, we show that relativistic equations associated with the propagation of light, as contrasted with matter, distinguish between c_g and c in terms of the *order of* v/c beyond the static Shapiro time delay. This linear v/c correction is explained by the relativistic effect of the aberration of gravity associated with the gravitational force propagating with the fundamental speed c_g from the light-ray deflecting body to the light particle (photon) propagating with the speed c . Because the PPN formalism assumes that the aberration of the gravity is the same as the aberration of light; that is, does not have an ϵ parameter [17, 18], it misinterprets the post-Newtonian terms of the *order of* v/c beyond the static Shapiro time delay [18, 19, 20, 21, 22, 23].

Although Einstein assumed that the Lorentz groups for gravitational and electromagnetic field are identical [12, 13], this theoretical foresight should be tested experimentally. The compatibility of the two groups can be measured by an experiment in which both gravitational and electromagnetic fields are transformed from one inertial frame to another. If the experiment is sufficiently accurate, then the difference (or an accurate limit) between the two Lorentz-transformation speeds can be measured. Very Long Baseline Interferometric (VLBI) measurements by observing the propagation of radio waves (light) in the gravitational field of a moving massive body does have sufficient sensitivity. In section V, we discuss the physical interpretations of the deflection experiments similar to the VLBI experiment in 2002 September during which Jupiter passed within $3.8'$ of a bright quasar and the aberration term ($50 \mu\text{arcsec}$) was measured to about 20% accuracy ($10 \mu\text{arcsec}$) [24, 25].

A potentially more accurate experiment to measure the aberration of gravity will be undertaken in October 2005 when the Sun occults the bright radio source 3C279, and in section VI we discuss the theoretical and observational details of the experiment. It is similar to the 2002 experiment, but the aberration term (as viewed from the earth) when 3C279 is within 3 solar radii is $3000 \mu\text{arcsec}$. Because of the strong plasma diffraction in the solar corona, the experimental accuracy will not approach $10 \mu\text{arcsec}$, as it was in 2002, but the estimated accuracy of the aberration term, hence ϵ , should still be a few percent because the magnitude of the effect itself is stronger.

II. LINEARIZED GRAVITY AND GRAVITOMAGNETISM

Our c_g -parametrized approach allows us to work out successive approximations to solve the Einstein gravity field equations by iterations with respect to various small parameters. We shall use the post-Minkowskian (PM) approximations of the Einstein equations of general relativity, expanded with respect to the universal gravitational constant G . The linearized PM approximation is sufficient for analysis of gravitational experiments within the solar system. We do not use the PPN formalism [17] because the PPN metric tensor mixes gravity with other fields in a single expression that hides their separate transformational properties between reference frames and can lead to contradictions. For example, the PPN formalism postulates that the principle of equivalence for test particles is always valid [17] while for any Lorentz-invariance violation of the gravitational field it is not valid [26].

The additional post-Newtonian expansion will be done with respect to the parameter characterizing the ratio of spatial to temporal derivatives of the metric tensor. For slowly moving bodies this ratio is

$$\left| \frac{\partial/\partial x^0}{\partial/\partial x^i} \right| = \epsilon \frac{v}{c} = \beta_\epsilon, \quad (2)$$

while for light-ray particles ($x = y = z = ct$)

$$\left| \frac{\partial/\partial x^0}{\partial/\partial x^i} \right| = \epsilon, \quad (3)$$

where parameter $\epsilon = c/c_g$. If $c_g \rightarrow \infty$ (that is $\epsilon \rightarrow 0$), the general relativity collapses to the Newtonian-like theory in which all gravitomagnetic phenomena vanish because the gravitational interaction is instantaneous.

In the linearized gravity the metric tensor perturbation $h_{\alpha\beta} = g_{\alpha\beta} - \eta_{\alpha\beta}$ of the gravitational field contains both the gravitoelectric, $\Phi = (c^2/2)h_{00}$ and the gravitomagnetic, $A_i = -(c^2/4)h_{0i}$ potentials [1, 2]. The space-space components of the metric tensor perturbation $h_{ij} = (2/c^2)\Phi\delta_{ij}$. The gravitoelectric, \mathbf{E} , and the gravitomagnetic, \mathbf{B} , fields are formally defined as

$$\mathbf{E} = -\nabla\Phi - \frac{\epsilon}{c} \frac{\partial \mathbf{A}}{\partial t}, \quad (4)$$

$$\mathbf{B} = \nabla \times \mathbf{A}, \quad (5)$$

where $\nabla \equiv \partial/\partial_i$ is a spatial gradient and parameter ϵ appears in accordance to equation (1). After imposing the Lorentz gauge condition

$$\frac{\epsilon}{c} \frac{\partial \Phi}{\partial t} + \nabla \cdot \mathbf{A} = 0, \quad (6)$$

the linearized Einstein equations can be written down as a system of the gravitomagnetic field equations

$$\nabla \cdot \mathbf{E} = 4\pi G \rho, \quad (7)$$

$$\nabla \cdot \mathbf{B} = 0, \quad (8)$$

$$\nabla \times \mathbf{E} = -\frac{\epsilon}{c} \frac{\partial \mathbf{B}}{\partial t}, \quad (9)$$

$$\nabla \times \mathbf{B} = \frac{\epsilon}{c} \frac{\partial \mathbf{E}}{\partial t} + \frac{4\pi G \epsilon}{c} \mathbf{j}, \quad (10)$$

where ρ and \mathbf{j} are the mass-density and mass-current of the gravitating matter defined in terms of the energy-momentum tensor $T_{\alpha\beta}$ of matter as $\rho = (T^{00} + T^{ii})/(2c^2)$ and $j^i = T^{0i}/c$ respectively [1, 2, 12, 13].

Equations (4), (6), (7) and (10) are equivalent to wave equations for the gravitomagnetic potentials

$$\left(-\frac{1}{c_g^2} \frac{\partial^2}{\partial t^2} + \nabla^2 \right) \Phi = -4\pi G \rho, \quad (11)$$

$$\left(-\frac{1}{c_g^2} \frac{\partial^2}{\partial t^2} + \nabla^2 \right) \mathbf{A} = -\frac{4\pi G}{c_g} \mathbf{j}. \quad (12)$$

These equations are of the hyperbolic type and describe the propagation of the gravitational field with the speed $c_g = c/\epsilon$. This is fully compatible with the matrix $\Lambda_\beta^\alpha(\epsilon)$ of the Lorentz transformation (aberration) of the gravitational field, which depends on the fundamental speed c_g as well. Indeed, equations (11), (12) are invariant with respect to the Lorentz transformation of the space-time coordinates, the gravitational potentials and the source variables using the matrix $\Lambda_\beta^\alpha(\epsilon)$ (see §III and §IV for more detail). Thus, measuring the aberrational properties of gravitational field allows us to measure the ultimate speed of propagation of gravity [24, 25]. In the case of the instantaneous speed-of-gravity theory $c_g = \infty$ ($\epsilon = 0$), equations (11), (12) are reduced to a single Laplace-type equation for the scalar potential Φ and both the gravitomagnetic potential, \mathbf{A} , and the gravitomagnetic field, \mathbf{B} , vanish. The Lorentz invariance of the gravitational field in such a theory is totally broken and is not defined.

The similarity of equations (11), (12) to the Maxwell field equations for electromagnetic potential $a^\alpha = (\varphi, \mathbf{a})$ are [27]

$$\left(-\frac{1}{c^2} \frac{\partial^2}{\partial t^2} + \nabla^2 \right) \varphi = -4\pi \rho_e, \quad (13)$$

$$\left(-\frac{1}{c^2} \frac{\partial^2}{\partial t^2} + \nabla^2 \right) \mathbf{a} = -\frac{4\pi}{c} \mathbf{j}_e, \quad (14)$$

where ρ_e and \mathbf{j}_e are the electric density and electric current, is striking. The speed of light c characterizes both the aberration of light and the speed of propagation of electromagnetic waves.

III. LORENTZ INVARIANCE AND ABERRATION OF GRAVITY

The transformation between two reference frames moving with a constant velocity with respect to each other, is described by the Lorentz transformation. The gravity field equations (11), (12) are invariant with respect to the Lorentz group, and the matrix of transformation $\Lambda_\beta^\alpha(\epsilon)$ has the standard form [12, 13]

$$\Lambda_0^0(\epsilon) = \gamma_\epsilon \equiv (1 - \beta_\epsilon^2)^{-1/2}, \quad (15)$$

$$\Lambda_i^0(\epsilon) = \Lambda_0^i(\epsilon) = -\gamma_\epsilon \beta_\epsilon^i, \quad (16)$$

$$\Lambda_j^i(\epsilon) = \delta^{ij} + (\gamma_\epsilon - 1) \frac{\beta_\epsilon^i \beta_\epsilon^j}{\beta_\epsilon^2}, \quad (17)$$

where the boost parameter $\beta_\epsilon^i = \epsilon v^i/c$, and $\mathbf{v} \equiv (v^i)$ is the orbital velocity of the gravitating body taken at the instant of time t . The matrix of the inverse transformation $\bar{\Lambda}_\beta^\alpha(\epsilon) = \Lambda_\beta^\alpha(-\epsilon)$. Moreover, the transformation preserves the form of the Minkowski metric

$$\eta_{\alpha\beta} = \Lambda_\alpha^\mu(\epsilon) \Lambda_\beta^\nu(\epsilon) \eta_{\mu\nu} . \quad (18)$$

If $\epsilon \neq 1$, the Lorentz transformation of the gravitational field, given by the matrix $\Lambda_\beta^\alpha(\epsilon)$, is different from that of the electromagnetic field, given by the matrix $\lambda_\beta^\alpha \equiv \Lambda_\beta^\alpha(\epsilon = 1)$. Physically, this means that gravitational interaction propagates along a null cone that differs from the null cone for electromagnetic field. In the case of the instantaneous speed-of-gravity theory, when $\epsilon = 0$, the transformation (15)–(17) degenerates to $\Lambda_\beta^\alpha(\epsilon = 0) = \delta_\beta^\alpha$ because the space-time manifold is split in the Newtonian-like absolute time and absolute space with a single gravitational potential Φ residing on it.

Since the the current light deflection experiments are not sensitive enough to measure the deflection of light caused by the body's spin, we shall neglect the intrinsic gravitomagnetic field associated with the rotation of the body in the remainder of this paper. This approximation eliminates from equations (7)–(12) all rotational currents. (see [5] for more discussion of this intrinsic field). The equations (7)–(12) solved in the static frame of the light-ray deflecting body show that in this frame the potentials, $\Phi' = (c^2/2)h'_{00} = -GM/c^2 r'$, $\mathbf{A}' = -(c^2/4)h'_{0i} = 0$, and the fields, $\mathbf{E}' = -\nabla\Phi' \neq 0$, $\mathbf{B}' = \nabla \times \mathbf{A}' = 0$, where $r' = |\mathbf{x}'|$ is the radial coordinate of a field point in the static frame, and M is mass of the body. Transformation of the static field potentials to the moving frame is obtained by applying the Lorentz transformation to the metric tensor perturbation

$$h_{\alpha\beta} = \Lambda_\alpha^\mu(\epsilon) \Lambda_\beta^\nu(\epsilon) h'_{\mu\nu} , \quad (19)$$

and is given more explicitly by equations

$$\Phi = \gamma_\epsilon^2 \left[(1 + \beta_\epsilon^2) \Phi' + 4 (\boldsymbol{\beta}_\epsilon \cdot \mathbf{A}') \right] , \quad (20)$$

$$\mathbf{A} = \gamma_\epsilon \mathbf{A}' + \gamma_\epsilon^2 \left[\Phi' + \frac{2\gamma_\epsilon + 1}{\gamma_\epsilon + 1} (\boldsymbol{\beta}_\epsilon \cdot \mathbf{A}') \right] \boldsymbol{\beta}_\epsilon . \quad (21)$$

Comparison with the PPN metric [17] shows that our approach formally yields the following values of the PPN parameters [15]: $\gamma = \beta = 1$, $\alpha_1 = 8(\epsilon - 1)$, $\xi = \zeta_1 = \zeta_2 = \zeta_3 = \zeta_4 = \alpha_2 = \alpha_3 = 0$. We emphasize, however, that measurement of ϵ is not equivalent to an independent measurement of α_1 in the PPN formalism framework [28], since the PPN formalism can assume that $\epsilon = 1$ while $\alpha_1 \neq 0$ (see next section). Besides the measurement of α_1 is impossible without making an (artificial) assumption about the existence of a global preferred frame, usually associated with the isotropy of the cosmic microwave background radiation [28]. Existence of such a “preferred frame” in cosmology should not be related to a possible violation of the Lorentz invariance of gravitational field. It simply confirms that our universe is homogeneous and isotropic on large cosmological scales. Similarly, the relativistic effects parametrized by ϵ should not rely upon the “preferred-frame” assumption. Evaluation of the numerical value of ϵ itself is rendered through the measurement of the *retardation of gravity* effect in the gravitational time delay of light by moving bodies as shown in [15, 24, 25] and in equations (53)–(55) of this paper.

The Lorentz transformation (21) generates the gravitomagnetic potential \mathbf{A} and the gravitomagnetic field \mathbf{B} associated with the motion of the light-ray deflecting body. Neglecting the quadratic terms in equations (20), (21) one obtains in the linear approximation that

$$\Phi = -\frac{GM}{c^2 r} + O(\epsilon^2) , \quad \mathbf{A} = \frac{\epsilon}{c} \Phi \mathbf{v} + O(\epsilon^3) , \quad (22)$$

where $r = |\mathbf{r}|$, $\mathbf{r} = \mathbf{x} - \mathbf{z}(t)$, and $\mathbf{z}(t)$ is a coordinate of the body's center of mass in the barycentric frame. We emphasize that the Lorentz transformation (20), (21) of the gravitomagnetic potentials assumes that at each instant of time the motion of the body is approximated by a straight line with constant velocity $\mathbf{v} = d\mathbf{z}/dt$.

The Lorentz transformation of the static field \mathbf{E}' of the body generates the gravitomagnetic field

$$\mathbf{B} = \frac{\epsilon}{c} (\mathbf{v} \times \mathbf{E}) , \quad (23)$$

where $\mathbf{E} = -\nabla\Phi$. Equation (23) results from definition (5) and equation (22). The Lorentz transformation (20), (21) describes change (aberration) in the structure of the gravitational field lines of the body, measured in two different frames. Equations (22), (23) describe this *gravitomagnetic* effect with respect to the parameter ϵ in the linear approximation.

To summarize this section, in classical electrodynamics a uniformly moving charge generates magnetic field. This is because the Lorentz transformation generates electric current which produces the magnetic field. The resulting

magnetic field is real and can be measured. Its observation confirms that electromagnetic field is Lorentz-invariant and its speed of propagation is c [27]. Similarly, the gravitomagnetic potential (22) and the gravitomagnetic field (23) are real and lead to observable effects which can be measured in gravitational experiments, thus providing a test of the Lorentz invariance of gravitational field and measurement of the fundamental speed of gravity $c_g = c/\epsilon$ that must be equal c in general relativity.

IV. LORENTZ TRANSFORMATION OF GRAVITY AND LIGHT IN THE SHAPIRO TIME DELAY

A. Equation of Light Propagation and Its Lorentz Transformation

In the general theory of relativity, the equations of motion for light propagating in vacuum are null geodesics, and the general relativistic equations of light propagation parameterized by coordinate time t are [15]

$$\frac{d^2 x^i}{dt^2} = c^2 k^\mu k^\nu (k^i \Gamma_{\mu\nu}^0 - \Gamma_{\mu\nu}^i) , \quad (24)$$

where $k^\mu = (1, \mathbf{k})$ is a null four-vector ($\eta_{\mu\nu} k^\mu k^\nu = 0$) of a photon, and $\mathbf{k} = k^i$ is the unit Euclidean vector that is tangent to the unperturbed photon trajectory. The null vector k^μ is transformed in accordance to the Lorentz group of the transformation of electromagnetic field

$$K^\mu = \bar{\lambda}^\mu_\nu k^\nu , \quad (25)$$

where K^μ and k^μ are components of the null vector of photon in the static and moving reference frames, respectively, and $\bar{\lambda}^\mu_\nu$ is the matrix inverse with respect to λ^μ_ν . The Levi-Civita connection describes the force of gravitational attraction and is transformed in accordance with the Lorentz group of transformation of gravitational field, that is

$$\Gamma_{\beta\gamma}^\alpha = \Lambda^\alpha_\sigma(-\epsilon) \Lambda^\mu_\beta(\epsilon) \Lambda^\nu_\gamma(\epsilon) \Gamma_{\mu\nu}^{\prime\sigma} . \quad (26)$$

If the parameter $\epsilon \neq 1$, the Lorentz group of electromagnetic field does not coincide with that of gravitational field. Hence, the equation (24) must be modified in order to keep it form-invariant. It is beyond the scope of this paper to derive this generalized equation of light propagation in a particular theory of gravity with broken Lorentz invariance of gravitational field. However, our goal is to test whether the Lorentz group of transformation of gravitational field *in general relativity* coincides with that of electromagnetic field. To achieve this goal we assume that equation (24) is valid in the static frame of a light-ray deflecting body. Then, we apply the Lorentz transformation to electromagnetic and gravitational field variables separately and obtain their transformed values which are again substituted to equation (24). The obtained equation is parametrized by parameter ϵ but it will not be valid in the moving frame if $\epsilon \neq 1$, according to general relativity. Thus, measuring ϵ in gravitational time-delay experiments allows us to test whether the Lorentz invariance of gravity is broken with respect to electrodynamics, in which case $c_g \neq c$, or not.

B. Lorentz Transformation of the Levi-Civita Connection in General Relativity

The Levi-Civita connection $\Gamma_{\mu\nu}^{\prime\alpha}$ in a static frame is given by the equations

$$\Gamma_{00}^{\prime 0} = \Gamma_{ij}^{\prime 0} = \Gamma_{0j}^{\prime i} = 0 , \quad (27)$$

$$\Gamma_{0i}^{\prime 0} = \Gamma_{00}^{\prime i} = -\frac{\partial \Phi'}{\partial x'^i} , \quad (28)$$

$$\Gamma_{jp}^{\prime i} = -\delta_{jp} \frac{\partial \Phi'}{\partial x'^i} + \delta_{ip} \frac{\partial \Phi'}{\partial x'^j} + \delta_{ij} \frac{\partial \Phi'}{\partial x'^p} , \quad (29)$$

where $\Phi' = (c^2/2)h'_{00} = -GM/c^2 r'$, and $r' = |\mathbf{x}'|$. As follows from equations (27)–(29), the Levi-Civita connection is associated in the static frame with the force of gravitational attraction [12, 13]: it is *not* associated with electromagnetism. Therefore, its transformation in equation (26) from the static to a uniformly moving frame must be done with the matrix $\Lambda^\alpha_\beta(\epsilon)$ pertained to the Lorentz transformation of the gravitational field. Substituting the matrix of the Lorentz transformation (15)–(17) to equation (26) and making use of equations (27)–(29) along with equations

(20) and (21), yield the components of the Levi-Civita connection in the moving frame

$$\Gamma_{00}^0 = -\frac{\epsilon}{c} \frac{\partial \Phi}{\partial t}, \quad (30)$$

$$\Gamma_{0i}^0 = -\frac{\partial \Phi}{\partial x^i}, \quad (31)$$

$$\Gamma_{ij}^0 = +2 \left(\frac{\partial A^j}{\partial x^i} + \frac{\partial A^i}{\partial x^j} \right) + \frac{\epsilon}{c} \frac{\partial \Phi}{\partial t} \delta_{ij}, \quad (32)$$

$$\Gamma_{00}^i = -\frac{\partial \Phi}{\partial x^i} - 4 \frac{\epsilon}{c} \frac{\partial A^i}{\partial t}, \quad (33)$$

$$\Gamma_{0j}^i = -2 \left(\frac{\partial A^i}{\partial x^j} - \frac{\partial A^j}{\partial x^i} \right) + \frac{\epsilon}{c} \frac{\partial \Phi}{\partial t} \delta_{ij}, \quad (34)$$

$$\Gamma_{jp}^i = -\delta_{jp} \frac{\partial \Phi}{\partial x^i} + \delta_{ip} \frac{\partial \Phi}{\partial x^j} + \delta_{ij} \frac{\partial \Phi}{\partial x^p}, \quad (35)$$

where the parameter ϵ explicitly appears in front of the time derivatives in equations (30), (32)–(34) as a direct consequence of the Lorentz transformation law (26). Its appearance complies with the phenomenological parametrization rule in equation (1), tracking the presence of the fundamental speed of gravity in various equations of general relativity.

C. Lorentz Transformation of the Levi-Civita Connection in the PPN Formalism

It is important to compare equations (30)–(35) with the definition of the Levi-Civita connection adopted in the PPN formalism [17] which postulates that the transformation of the connection obeys the rule

$$\Gamma_{\beta\gamma}^\alpha = \bar{\lambda}_\sigma^\alpha \lambda_\beta^\mu \lambda_\gamma^\nu \Gamma_{\mu\nu}^{\prime\sigma}, \quad (36)$$

where λ_σ^α is the matrix of the Lorentz transformation of electromagnetic field. Straightforward calculations reveal that

$$\Gamma_{00}^0 = -\frac{1}{c} \frac{\partial \Phi}{\partial t}, \quad (37)$$

$$\Gamma_{0i}^0 = -\frac{\partial \Phi}{\partial x^i}, \quad (38)$$

$$\Gamma_{ij}^0 = +2 \left(\frac{\partial A^j}{\partial x^i} + \frac{\partial A^i}{\partial x^j} \right) + \frac{1}{c} \frac{\partial \Phi}{\partial t} \delta_{ij}, \quad (39)$$

$$\Gamma_{00}^i = -\frac{\partial \Phi}{\partial x^i} - \frac{4}{c} \frac{\partial A^i}{\partial t}, \quad (40)$$

$$\Gamma_{0j}^i = -2 \left(\frac{\partial A^i}{\partial x^j} - \frac{\partial A^j}{\partial x^i} \right) + \frac{1}{c} \frac{\partial \Phi}{\partial t} \delta_{ij}, \quad (41)$$

$$\Gamma_{jp}^i = -\delta_{jp} \frac{\partial \Phi}{\partial x^i} + \delta_{ip} \frac{\partial \Phi}{\partial x^j} + \delta_{ij} \frac{\partial \Phi}{\partial x^p}, \quad (42)$$

which should be compared with equations (30)–(35). One can see that the PPN-defined Levi-Civita connection (37)–(42) assumes explicitly that the parameter $\epsilon = 1$, which excludes it from the set of the parameters that probe the general theory of relativity.

Obviously, our ϵ -parametrization of the Einstein equations [15] will make *all* time derivatives of the gravitational potentials vanish if the speed of gravity $c_g \rightarrow \infty$ ($\epsilon \rightarrow 0$). This is intuitively pleasing since the limit $c_g \rightarrow \infty$ corresponds to the case of the infinite speed-of-gravity theory where the gravitational interaction is instantaneous, and both the gravity field equations and equations of motion of test particles, which depend on the Levi-Civita connection, should not contain any time derivatives of the gravitational field.

In contrast, the PPN formalism [17] demands that the equations of motion of test particles depend on the Levi-Civita connection (37)–(42) that contains non-vanishing first time derivatives of the gravitational field even in the limit $c_g \rightarrow \infty$ because equations (37)–(42) do not depend on the fundamental speed of gravity c_g explicitly. In other words, the PPN formalism postulates that the gravitational force propagates with the speed of light and in this framework, the speed of gravity cannot be tested. We, thus, consider the PPN equations (37)–(42) opposite to the physical intuition because the degree of freedom corresponding to the propagation of gravitational field (that

may differ from the speed of light) is missing. Indeed, in the PPN formalism [17] the Lorentz transformation law in equation (26) of the Levi-Civita connection is replaced with the equation (36) which includes matrix λ_β^α for the electromagnetic field instead of $\Lambda_\beta^\alpha(\epsilon)$ for the gravitational field in order to obtain equations (37)–(42) from the static frame. But the Levi-Civita connection is the property of the space-time manifold which should not be related at all to electromagnetic field and, hence, its Lorentz transformation law (26) must contain only the matrix $\Lambda_\beta^\alpha(\epsilon)$ alone, as follows from the procedure of c_g -parametrization of the Einstein equations.

D. Gravitational Time Delay and Deflection of Light

The double integration of equation (24) along the unperturbed light ray yields the time of propagation of light from the point x_0^i to $x^i = x^i(t)$

$$t - t_0 = \frac{1}{c} |\mathbf{x} - \mathbf{x}_0| + \Delta(\epsilon), \quad (43)$$

where the relativistic time delay [15]

$$\Delta(\epsilon) = \frac{c}{2} k^\mu k^\nu k_\alpha \int_{t_0}^t d\tau \int_{-\infty}^{\tau} d\sigma \left[\Gamma_{\mu\nu}^\alpha(\sigma, \mathbf{x}) \right]_{\mathbf{x}=\mathbf{x}_N(\sigma)} \quad (44)$$

is a function of the coordinates of emission, x_0^i , and observation, x^i , of light. The Integration in equation (44) is along a straight line of unperturbed propagation of photon

$$\mathbf{x}_N(t) = \mathbf{x}_0 + c\mathbf{k}(t - t_0), \quad (45)$$

where t_0 is time of emission, \mathbf{x}_0 is the coordinate of the source of light at time t_0 . By substituting equations (30)–(35) into the time delay equation (44) and making use of the gauge condition in equation (6) in order to replace the time derivative of the potential Φ to the divergence of the potential \mathbf{A} , we obtain the following form

$$\Delta(\epsilon) = 2 \int_{t_0}^t \Phi(\tau, \mathbf{x}_N(\tau)) d\tau - 2 \left(1 - \frac{1}{\epsilon} \right) \int_{t_0}^t d\tau \int_{-\infty}^{\tau} \left[\nabla \cdot \mathbf{A}(\sigma, \mathbf{x}) \right]_{\mathbf{x}=\mathbf{x}_N(\sigma)} d\sigma + O(\delta^2), \quad (46)$$

where $\delta \equiv \epsilon - 1$ and all terms of order δ^2 or higher are omitted. The potentials Φ and \mathbf{A} are given by equation (22) and are taken on the unperturbed light-ray trajectory (45); that is, $\mathbf{x} = \mathbf{x}_N(t)$. We emphasize that the standard PPN formalism, with $\epsilon = 1$, removes the second term in the right side of equation (46) which comes from explicit dependence of $\Gamma_{\mu\nu}^\alpha$ on ϵ in the right side of equations (30)–(35). For this reason it is not sensitive to violation of the Lorentz-invariance of the gravitational force associated with the transformation of the Levi-Civita connection [15].

When light propagates through a gravitational field, it is not only delayed but deflected as well. Let us denote α^i the angular coordinates of the deflection vector referred to the plane of the sky that is orthogonal to the unit vector k^i that defines propagation of the unperturbed light ray. In general relativity, the deflection vector α^i is defined as a spatial derivative of the relativistic perturbation of the electromagnetic phase [12, 13] that is proportional to the time delay (46), plus the observer-dependent relativistic correction taking into account non-integral interference of the light-ray particle with the gravitational field perturbations [29]. We use this definition in our parametrized approach, and define

$$\alpha^i(\epsilon) = -cP^{ij} \left[\frac{\partial \Delta(\epsilon)}{\partial x^j} - k_\alpha h^{i\alpha} \right], \quad (47)$$

where $P^{ij} = \delta^{ij} - k^i k^j$ is operator of projection on the plane of the sky orthogonal to vector k^i .

E. Characteristic Time Interval and Spatial Domain of the Gravitational Deflection of Light

In the evaluation of equation (46), the duration of the time integration interval is important for better understanding of the gravitational physics of the light-ray deflection experiments. The region of space and duration of time which interaction of light particle with gravitating body is relevant can be estimated as follows: A light particle is deflected (scattered) by a long-range gravitational force whose potential Φ decreases basically as $1/r$, where r is the distance of the light particle from the light-ray deflecting body. The approximate expression for the deflection angle α of a light

particle emitted at infinity is obtained from equation (47), if one neglects motion of the light ray-deflecting body. For an observer located behind the body with respect to the source of light, the result is [12, 13]

$$\alpha(r) = \frac{4GM}{c^2 d} \frac{r}{\sqrt{r^2 - d^2}}, \quad (48)$$

where d is the impact parameter of the light ray with respect to the body that is fixed in space at some instant of time [30]. Let us assume that the astrometric accuracy for the angular measurements is $\Delta\alpha$. Then, the region of radius r_s from the body that the gravitational interaction of light with the body is significant is determined by solving equation

$$\alpha_\infty - \alpha(r_s) = \Delta\alpha, \quad (49)$$

where $\alpha_\infty = 4GM/c^2 d$. We assume that $d < r_s$ so that we can solve equation (49) by expanding it in a Taylor series with respect to the parameter d/r_s , which gives

$$r_s \simeq d \left(\frac{\alpha_\infty}{2\Delta\alpha} \right)^{1/2}. \quad (50)$$

The time that it takes light to cross this region is

$$t_s = \frac{2r_s}{c} \left(1 - \frac{d^2}{r_s^2} \right)^{1/2} \simeq \frac{d}{c} \left(\frac{2\alpha_\infty}{\Delta\alpha} \right)^{1/2}, \quad (51)$$

which gives us a characteristic time of the gravitational interaction of light with the body under consideration, assuming an angular tolerance of $\Delta\alpha$.

Current VLBI technology can measure changes in the relative angles between sources in the sky with an accuracy $\sim 10 \mu\text{arcsec}$ [25], and in the next decade the accuracy may approach $\sim 1 \mu\text{arcsec} = 5 \times 10^{-12} \text{ rad}$ [31, 32]. As an example, consider the sun as a light-ray deflecting body with the light-ray impact parameter $d = R_\odot = 7 \times 10^{10} \text{ cm}$ – the radius of the sun. Using a tolerance of $\Delta\alpha = 10 \mu\text{arcsec}$, we obtain from equation (50) that $r_s \simeq 300R_\odot = 2.1 \times 10^{13} \text{ cm}$. This means that a moving light particle continuously interacts with the gravitational field of the sun in a region around the sun with the size which is slightly above one astronomical unit ($1 \text{ AU} = 1.5 \times 10^{13} \text{ cm}$). The light travel time across this region is $t_s \sim 23$ minutes of time which gives the characteristic time of interaction of light particle with the gravitational field of the sun for an assumed astrometric accuracy. Similar calculation for the light particle moving in the gravitational field of Jupiter and grazing its limb, shows that the characteristic time of light scattering is about $t_s \simeq 14$ seconds and the region of the gravitational interaction of light with Jupiter is about $r_s \simeq 30$ jovian radii.

These estimates elucidate that the characteristic time of interaction of electromagnetic signal and gravity in the light-ray deflection experiments is sufficiently large so that this interaction can not be considered as an instantaneous scattering by a point-like mass to produce a total deflection angle α_∞ . This point of view about the gravitational deflection of light is commonly used in the gravitational lensing theory to map images of the sources of light from the source plane to observer [33]. However, it is not a particularly useful concept for analysis of the light-ray deflection experiments in the solar system.

V. SUMMARY OF THE PHYSICAL INTERPRETATIONS OF THE DEFLECTION EXPERIMENTS IN THE FIELD OF A MOVING GRAVITATIONAL LENS

A. Significance of the Velocity-Dependent Corrections Caused by Motion of the Lens

Relativistic corrections caused by the motion of the light-ray deflecting body are directly associated with transformation properties of the gravitational field regulated by the fundamental speed of gravity c_g . For example consider the relativistic deflection of light caused by the sun and viewed from the geocentric frame. The sun moves in this frame with velocity $v_\odot \simeq 30 \text{ km/s}$ and acceleration $a_\odot \simeq 0.6 \text{ cm/s}^2$. Let us also assume that position of the sun $\mathbf{z}(t)$ is fixed at some instant of time t_A , $\mathbf{z}(t_A)$, and that the total angle of the deflection of light is given by equation for a static gravitating body: $\alpha = 4GM_\odot/c^2 d$, where d is the impact parameter of the light ray with respect to the body referred to the time t_A .

A light ray grazing the solar limb ($d \simeq R_\odot$) interacts with the sun during time $t_s \leq 23$ minutes for an assumed angular accuracy of $10 \mu\text{arcsec}$. Hence, if one ignores the geocentric velocity of the sun it will produce an error

$\delta d = v_\odot t_s$ in the value of the impact parameter, which leads to error $\delta\alpha_v$ in calculation of the angle of the gravitational light deflection of $\delta\alpha_v \sim \alpha_\odot(v_\odot t_s/R_\odot) \simeq 105$ mas, where $\alpha_\odot = 1.75''$. The geocentric acceleration of the sun, $a_\odot = \dot{v}_\odot$, introduces an error $\delta d = a_\odot t_s^2/2$ to the impact parameter and an error $\delta\alpha_a \sim \alpha_\odot(a_\odot t_s^2/2R_\odot) \simeq 15 \mu\text{arcsec}$ to the deflection angle [34]. These estimates clearly show that, if precision of angular measurements is approaching $10 \mu\text{arcsec}$, the relativistic deflection of light and the Shapiro time delay in the geocentric frame are affected by the geocentric velocity and acceleration of the sun and, hence, must be taken into account for adequate physical interpretation of the results of the solar gravity-deflection experiments [35].

Because both light and the gravitating body are moving as the light propagates, the instant of time t_A associated with the impact parameter d (when the deflection is greatest) requires precise evaluation of appropriate time delay and deflection integrals. Some claims in the literature [37] (see also [18]) state that this instant of time is the time of the closest approach of photon to the light-ray deflecting body. However, these claims were based rather on an intuitive guess than on precise mathematical calculation of t_A . The appropriate calculation shown in equation (46) for the time delay in the field of a moving gravitating body (see [15, 24, 38]) shows that it deflects light from the retarded position $\mathbf{z}(t_A) = \mathbf{z}(s)$ on its world line where the retarded time s is defined by equation (54) for null characteristics of the gravitational field produced by a moving body. This result is in a full agreement with general relativistic prediction that the causality principle for gravity is valid and that the gravity operates on the null cone.

B. Time Delay and Deflection of Light by a Moving Lens

Integration of equation (46) for the time delay can be performed with sufficient accuracy under the assumption of uniform and rectilinear motion of the light-ray deflecting body with constant velocity \mathbf{v} , that is

$$\mathbf{z}(t) = \mathbf{z}(t_A) + \mathbf{v}(t - t_A) + O(t - t_A)^2, \quad (52)$$

where $\mathbf{z}(t_A)$ is the position of the body at time t_A , with quadratic and acceleration-dependent terms neglected. The evaluation of the integrals in the time delay is tedious but straightforward, and exhaustive description of this calculation can be found in sections 3 and 4 of our paper [15], so they are not repeated here. The result is given by [15, 16]

$$\Delta(\epsilon) = -(1 + \gamma) \left(1 - \frac{1}{c_g} \mathbf{k} \cdot \mathbf{v} \right) \frac{GM}{c^3} \ln(r - \mathbf{k} \cdot \mathbf{r}) + O(\delta^2), \quad (53)$$

where $\delta \equiv \epsilon - 1$, $\mathbf{r} = \mathbf{x} - \mathbf{z}(s)$, $\mathbf{v} = d\mathbf{z}(s)/ds$ is velocity of the body, and the coordinates and velocity of the light-ray deflecting body in equation (53) are taken at the retarded time $t_A = s$ where

$$s = t - \frac{1}{c_g} |\mathbf{x} - \mathbf{z}(s)|. \quad (54)$$

The light-ray deflection vector in the plane of the sky is calculated from equation (47) and is given by

$$\alpha^i(\epsilon) = (1 + \gamma) \frac{GM}{c^2} \frac{\left(1 - \frac{1}{c_g} \mathbf{k} \cdot \mathbf{v} \right)^2}{r - \frac{1}{c_g} \mathbf{v} \cdot \mathbf{r}} \frac{\xi^i}{r - \mathbf{k} \cdot \mathbf{r}} - (1 + \gamma) \frac{2GM}{c^2 r} \frac{v_T^i}{c_g} + O(\delta^2), \quad (55)$$

where $\xi^i = P_j^i r^j$ is the impact distance of the light ray to the moving body taken at the retarded instant of time, and $v_T^i = P_j^i v^j$ is the transversal velocity of the body lying in the plane of the sky orthogonal to vector k^i . For generality, we have added the PPN parameter γ in equations (53) and (54) to include possible violations of general relativity, presumably caused by presence of hypothetical scalar fields remained after epoch of the cosmological inflation [39]. The addition of γ does not interfere with the Lorentz transformations [10, 40] or contradicts any of the previous formulations.

We emphasize that the velocity-dependent effects (i.e. v/c_g) appear *explicitly* in the time delay and light-ray deflection equations (53), (55) and *implicitly* through the retarded time equation (54) that displaces the position of the body on its world-line backward in time with respect to the instant of observation t . This occurs because equation (54) is a null characteristic of the gravitational field equations (11), (12) describing the relativistic effect of the retardation of gravity. The appearance of c_g in the time delay equation (53) is a natural consequence of the fact that the Levi-Civita connection (30)–(35) contains time derivatives which are normalized to the speed of gravity $c_g = c/\epsilon$ in accordance with the Lorentz-invariant properties of the gravitational field that controls the propagation

of free gravitational waves as well [38, 41]. In other words, the Lorentz invariance of gravity and its finite speed of propagation are physically tightly connected and can not be separated from each other [42]. This is the reason why the null characteristics of the gravitational field (retarded coordinate $\mathbf{z}(s)$ of the body) appear in the Shapiro time delay for a moving gravitational object. This idea in Einstein's general relativity has been misunderstood in papers [18, 19, 20, 21, 22, 23], because they did not distinguish between the following: the Levi-Civita connection in the equations of light geodesics represents the force of gravity whose Lorentz transformation is defined by the value of the fundamental speed of gravity c_g , while the speed of light c defines the Lorentz transformation of electromagnetic field. These two transformations overlap in the light-ray equations but they should not interact physically (see appendix of our paper [38] for more mathematical details on this subject).

The physical interpretations associated with the light deflections experiments in the gravitational field of moving bodies are also discussed elsewhere. (see, for instance, [15, 16, 25, 38]). However, in the remainder of this section we summarize them.

C. Relativistic Delay Measurement as a Null-Type Experiment

Equation (53) describes the relativistic time delay of light (radio waves) caused by a massive body moving with velocity \mathbf{v} with respect to the rest frame of observer located at the point \mathbf{x} . Gravity is a long-ranged field and the time delay given by equation (46) is effectively an integral of the gravitational force exerted on the photon along its entire trajectory. However, the strongest impact of the time-dependent gravitational field on the photon emitted at time t_0 is when the massive body is located in its retarded position $\mathbf{z}(s)$ taken at the retarded time s , determined by equation (54). If general relativity were correct, then, $c_g = c$ and only the gravitoelectric potential Φ of the body would be essential for calculation of the time delay (53). However, if $c_g \neq c$ ($\epsilon \neq 1$) (hence, general relativity is not correct), then the gravitomagnetic potential \mathbf{A} adds a contribution to the delay, as shown by equation (46). Therefore, measuring the divergence of ϵ from $\epsilon = 1$, is a null test of general relativity. This idea was not captured in [21, 22] where equality $\epsilon = 1$ is accepted as a postulate not requiring experimental verification.

D. Measurement of the Gravitomagnetic Field

The second term (the double integral) in the right side of equation (46) is produced by the gravitomagnetic field due to the orbital motion of the light-ray deflecting body. This term leads to the dependence of the retarded time (54) with the speed c_g of gravity force. If general relativity is correct, the contribution of the double integral in equation (46) to the time delay is identically zero, and the magnitude of the gravitomagnetic field is given by equations (22) and (23) with $\epsilon = 1$. This point has been misinterpreted by Pascual-Sanchez [23] who confused the effect of the *extrinsic* gravitomagnetic field caused by the Lorentz transformation of the gravity field variables with the measurement of the Römer delay of light.

E. The Lorentz Invariance of Gravity

The introduction of parameter ϵ , associated with the Lorentz transformation of gravitational field variables, distinguished the effects between the fundamental speed of gravity c_g from the speed of light c . The matrix of the Lorentz transformation of the gravitational field variables, $\Lambda^\alpha_\beta(\epsilon)$, depends on the speed of gravity $c_g = c/\epsilon$. If $\epsilon \neq 1$, the Lorentz invariance of gravity is broken with respect to the Lorentz invariance of electromagnetic field and contrariwise. Thus, measuring ϵ allows us to test the compatibility of the Maxwell and Einstein equations.

F. The Aberration and the Speed of Gravity

The ϵ -parameterization of the Einstein equations with the single parameter ϵ helps to keep track of any relativistic effect associated with the fundamental speed of gravity $c_g = c/\epsilon$. If $c_g = \infty$, all time derivatives of the gravitational field would vanish and, hence, propagation of the gravity force would not be detectable, and the gravitomagnetic effect would be completely suppressed as well. This interpretation is in a full agreement with the causal (retarded) nature of gravity which is revealed in equation (54) describing the null characteristic of the gravity field equations (11) and (12) connecting the field point \mathbf{x} with the retarded position $\mathbf{z}(s)$ of the light-ray deflecting body. The null characteristics of gravity must not be physically confused with the null characteristics of light in the light deflection experiments. Indeed, light propagates from a source of light to observer while the null vector $\mathbf{n} = \mathbf{r}/r$, where $\mathbf{r} = \mathbf{x} - \mathbf{z}(s)$, points

from the observer, located at \mathbf{x} , to the gravitating body located at the point $\mathbf{z}(s)$ along the null cone of gravity. In general relativity $c_g = c$ and the characteristic hypersurfaces of the null cones for gravity and light coincide. Nevertheless, null lines of gravity and light propagation can be distinguished since they are directed to the source of gravity field (the body) and to the source of light which are clearly separated in observations [25, 38].

Some researchers claimed that the Jovian deflection experiment measured the aberration (speed) of light [18, 19, 20, 21, 22, 23]. This claim is erroneous since the aberration of light is a special relativistic effect in flat space-time, and should not be associated with the gravitational bending of light. The gravitational light-deflection experiments, however, study the propagation of light in curved space-time caused by the gravitational field of the massive object (sometimes the field is considered as a medium [43]). In these experiments the retarded position of the light-ray deflecting body is measured not by observing body itself, as mistakenly assumed in [19, 21, 22], but from precise measurement of the direction of the gravitational force exerted by the moving body on propagating photons in the plane of the sky [15, 24, 25]. The retardation of gravity effect can be obtained theoretically in two independent ways: (1) by making use of the retarded Lienard-Wiechert potentials of equations (11)-(12) [10, 24, 38]; (2) by solving equations of light propagation in the static frame of the lens and, then, using the Lorentz transformation, as it is done in this paper and in [44]. The two methods lead to the same results given by equations (53) and (54). The Lorentz transformation of the time delay from a static to a moving frame means that both light and gravity field variables entering equation (44) must be transformed simultaneously. The aberration of light transforms vector $k^\alpha = (1, \mathbf{k})$ of the light ray alone. If only the aberration of light is taken into account in equation (44) without transforming the Levi-Civita connection (gravitational force), the time delay can not maintain its invariance, and the terms proportional to $\delta = c/c_g - 1$ will emerge in equations. If the Lorentz transformation matrix of the Levi-Civita connection is the same as for light, then, $\delta = 0$ and the time delay is Lorentz-invariant with the position of the light-ray deflecting body taken at the retarded time s given by equation (54) with $c_g = c$. Thus, the aberration of light is used in the deflection experiments exclusively as a calibrating standard for which speed c is fixed and not measured. The speed of gravity c_g is then measured with respect to this standard [45].

G. A Graphical Representation of the Aberration

Two methods of measuring the position of a light-ray deflecting body (gravitational lens) in the sky are: (1) directly, by observing light (radio waves) emitted by the body itself; (2) indirectly, by measuring the gravitational bending of light from stars (radio sources) and extrapolating the direction of their gravitational displacement to the point of intersection (see Fig 1). The second method uses the lines of the gravitational force of the body exerted on photons and, thus, visible in the plane of the sky to map the center-of-gravity of the body, regardless of whether the body itself emits light or not. For example, the body can be a black hole [46], and a similar “weak-lensing” method is used to localize mass-concentration of dark matter in clusters of galaxies [33, 47].

The optical and gravitational positions of the light-ray deflecting body will always coincide in the frame where the body is static. However, in a moving frame, the optical position of the body is shifted in the plane of the sky, because of the aberration of light, by the angle $\beta = v/c$. The gravitational position of the body will also be shifted because of the aberration of gravity by the angle $\beta_g = \epsilon v/c = v/c_g$, as shown in Fig. 2. If general relativity is correct, the aberration of gravity and light must be equal and both optical and gravitational positions of the body will coincide in any frame and for any observer. If the Lorentz invariance of gravity is broken, the optical and gravitational position of the body will differentiate.

Our interpretation of the aberration arises because the distance from observer to the gravitating body is, in fact, a spatial part of the null vector $r^\alpha = (c_g(t - s), \mathbf{x} - \mathbf{z}(s))$, where t is time of observation, and s is retarded time defined by equation (54). The null vector r^α transforms in accordance with the group of the Lorentz transformation of gravitational field described by the matrix $\Lambda^\alpha_\beta(\epsilon)$ and its direction defines the propagation of gravitational force from the body to observer. The aberration of gravity effect is linear with respect to v/c_g like the aberration of light is linear with respect to v/c .

Thus, the measurement of the aberration of gravity can be obtained by measuring the deflection of light (radio waves) in a frame that is not stationary with respect to the light-ray deflecting body. Our 2002 Jupiter deflection observations [25] were specifically designed to measure the aberration of the retarded position of Jupiter (see text below). Future optical deflection observations by SIM [31] or GAIA [32] of stars near the limb of Jupiter or Saturn, should obtain more accurate results. The sun is another moving body with respect to the earth, but only radio observations of radio sources near the sun are feasible. Previous solar bending observations have been analyzed in the barycentric frame (with respect to which the sun is almost static so that the gravity aberrational term is negligibly small) because the main goal was the precise measurement of the PPN parameter γ [17, 28]. However, the analysis of the experiments in the geocentric frame, where the sun moves with velocity 30 km/s, can determine not only the PPN parameter γ , but the gravity aberration term proportional to $\delta\alpha(\epsilon)$, derive below and shown in equation (66).

VI. EXPERIMENTAL VLBI MEASUREMENT OF THE ABERRATION OF GRAVITY

A. The Magnitude of the Aberration

The formulae for the aberration term can be determined from equations (54) and (55). Let us assume that the impact distance d of the light ray to the massive body is small ($d \ll r$) so that we can expand equation (55) in a Taylor series with respect to the parameter d/r . Then, we obtain [10, 11]

$$r - \mathbf{k} \cdot \mathbf{r} = \frac{d^2(\epsilon)}{2r} + O\left(\frac{d^4}{r^3}\right), \quad (56)$$

where $d(\epsilon) = |\boldsymbol{\xi}(\epsilon)|$ is the impact distance of the light ray with respect to the retarded position $\mathbf{z}(s)$ of the body, $\boldsymbol{\xi}(\epsilon) = \mathbf{k} \times [\mathbf{r}(s) \times \mathbf{k}]$, $\mathbf{r}(s) = \mathbf{x} - \mathbf{z}(s)$, $r(s) = |\mathbf{r}(s)|$, \mathbf{x} is the position of observer at the time of observation t , the retarded time $s = s(\epsilon)$ is calculated from equation (54) that, after accounting for definition $c_g = c/\epsilon$, acquires the following form

$$s = t - \epsilon \frac{r(s)}{c}. \quad (57)$$

Using equation (56) and neglecting the explicit velocity-dependent terms, we can simplify equation (55) for the total angle of the light deflection and reduce it to the form

$$\alpha^i(\epsilon) = (1 + \gamma) \frac{2GM\xi^i(\epsilon)}{c^2 d^2(\epsilon)}, \quad (58)$$

where M is mass of the body.

If the speed of gravity $c_g = c/\epsilon$ is different from the speed of light c ($\epsilon \neq 1$) the Lorentz-invariance of gravity is broken and the aberration of gravity differs from that of starlight. This would produce a small tangential (in the plane of the sky) displacement

$$\delta\alpha^i(\epsilon) = \alpha^i(\epsilon) - \alpha^i(1) \quad (59)$$

of star's position, deflected by the body as measured in the moving frame, compared with that expected from general relativity ($\epsilon = 1$). The approximate position and motion of the body, however, must be known in order to estimate an accurate value for $\alpha^i(1)$. If its motion is not observed during the experiment, then it must be determined from other observations. For solar system objects, exceedingly accurate ephemerides are available [48], so that a stringent upper limit on the Lorentz violation and the fundamental speed of gravity c_g is not limited by the uncertainty of the motion of the lens.

The aberration of gravity effect is estimated after expansion of $\alpha(\epsilon)$ in a Taylor series around $\epsilon = 1$ and making use of equations (57) and (59). One has (see Fig. 3)

$$\alpha^i(\epsilon) = \alpha^i(1) + \left[\frac{\partial \alpha^i(\epsilon)}{\partial \epsilon} \right]_{\epsilon=1} (\epsilon - 1) + O(\epsilon - 1)^2, \quad (60)$$

that after substitution to equation (59) and taking the derivative yields

$$\delta\alpha^i(\epsilon) = \alpha \frac{\delta\beta^i(\epsilon)}{\theta}, \quad (61)$$

$$\alpha = (1 + \gamma) \frac{2GM}{c^2 d}, \quad (62)$$

$$\theta = \frac{d}{r}, \quad (63)$$

$$\delta\beta^i(\epsilon) = \beta_\epsilon^i - \beta^i = (\epsilon - 1) \frac{v_T^i}{c}, \quad (64)$$

where $v_T^i = P_j^i v^j$ is the transversal velocity of the light-ray deflecting body in the plane of the sky and all values of the functions entering equations (61)–(64) are taken at the retarded instant of time for $\epsilon = 1$. Clearly, the aberration is linear with respect to v/c .

Equation (61) was used in our papers [24, 25] to estimate the retardation of the gravity effect in the light bending experiments with Jupiter as the gravitational lens. We analyzed the data in the barycentric frame of the solar system

where Jupiter has an orbital speed of $4.5 \times 10^{-5} c$. The maximal magnitude of the aberration of gravity effect caused by the motion of Jupiter reaches $\delta\alpha \simeq 10$ mas when Jupiter is at the distance 6 astronomical units (6 AU) from the earth and light passes near Jupiter's limb. For the 2002 experiment, the quasar passed $3.8'$ from Jupiter and the aberration effect was 0.05 mas and was measured to an accuracy of 20% [25].

Most of the previous radio gravitational bending experiments occurred in early October when the strong quasar 3C279 passes behind the sun. The aberration of gravity term as viewed in the earth-centered frame is relatively large since the sun moves with a $v_\odot \simeq 30$ km/s in this frame. The estimate of the aberration of gravity relative to the aberration of light effect, yields

$$\delta\alpha(\epsilon) = \alpha_\odot \left(\frac{1+\gamma}{2} \right) \left(\frac{A}{R_\odot} \right) \left(\frac{R_\odot}{d} \right)^2 \delta\beta(\epsilon), \quad (65)$$

where $\alpha_\odot = 1.75''$ is the light deflection on the solar limb, $A \equiv 1$ AU is one astronomical unit, $R_\odot = 7 \times 10^{10}$ cm is radius of the sun. Substituting in the numbers one obtains

$$\delta\alpha(\epsilon) = 37.5(\epsilon - 1) \left(\frac{1+\gamma}{2} \right) \left(\frac{R_\odot}{d} \right)^2 \text{ mas}. \quad (66)$$

If we assume the minimal value of the impact parameter that is permitted by the solar corona as $d \simeq 4R_\odot$, the maximal value of the aberration of gravity effect (see Figure 3) is $\delta\alpha \simeq 2344 \mu\text{arcsec}$ for $\epsilon = 0$. Assuming that the precision of VLBI measurement of the quasar's position is $20 \mu\text{arcseconds}$ we shall be able to measure the aberration of gravity effect with the accuracy approaching to 1% as contrasted to 20% in the case of the Jovian deflection experiment.

B. Lorentz Transform Between Frames

The fundamental measurable of VLBI is the difference in the arrival time of radio waves from an external source impinging on each telescope (station) in the array. This time difference is inferred by the phase difference of the two radio waves. The source of radio waves can be a quasar at cosmological distance or a spacecraft in the solar system. The former produces plane waves and is stationary in the sky, whereas the latter is in the solar system which adds minor complications to the analysis that are not considered here.

Let us consider two frames, the barycentric frame of the solar system and the geocentric frame, on which VLBI array analyses are done. As a quasar signal passes by a radio-wave deflecting body (Sun, planet) on its way to the array, the major components of the observed delay (difference in the arrival time between two stations, as measured the phase difference of the two signals) in the barycentric frame are given by equation (53)

$$T_2 - T_1 = -\frac{1}{c} \mathbf{K} \cdot \mathbf{B} + H(T, \mathbf{X}) + E(T, \mathbf{X}, \nu), \quad (67)$$

$$H(T, \mathbf{X}) = -(1+\gamma) \left(1 - \frac{1}{c_g} \mathbf{K} \cdot \mathbf{V} \right) \frac{GM}{c^3} \ln \left(\frac{R_1 - \mathbf{K} \cdot \mathbf{R}_1}{R_2 - \mathbf{K} \cdot \mathbf{R}_2} \right), \quad (68)$$

$$\mathbf{R}_i = \mathbf{X}_i - \mathbf{Z}(S_i), \quad (i = 1, 2), \quad (69)$$

$$S_i = T_i - \frac{R_i}{c_g}, \quad (i = 1, 2). \quad (70)$$

where we use capital letters T and \mathbf{X} to denote the time and spatial coordinates in this frame, T_i ($i=1,2$) is the time of arrival of radio wave to i -th VLBI stations, \mathbf{K} is the unit vector toward the radio source, H is the gravitational time delay, E represents all additional sources of delay error and is frequency ν dependent (egs. solar coronal refraction), $\mathbf{X}_i = \mathbf{X}(T_i)$ is coordinate of i -th VLBI station at the time T_i , with $\mathbf{B} = \mathbf{X}_2 - \mathbf{X}_1$ as the baseline between the two VLBI stations, $\mathbf{Z}(S_i)$ is a retarded coordinate of the light-ray deflecting body at the retarded time S_i , $\mathbf{V}(T) = d\mathbf{Z}(T)/dT$ is the barycentric velocity of the body, and \mathbf{R}_i is the distance between the station i and the light-ray deflecting body. In §VI.B.5 we will outline the methods that are used to isolate the gravitational delay, H , by removing the delay errors E . The solar light-deflection experiments neglect the slow motion of the sun with respect to the barycenter, so that its coordinate \mathbf{Z} is considered as fixed during the time of the experiment. The static-field relativistic correction H to the time delay was derived by [9]. Note that the static-field approximation can not be applied in the deflection experiment of Jupiter in the barycenter frame; hence, the retardation of gravity effects from its velocity in this frame was taken into account in the analysis of the September 2002 experiment with Jupiter [24, 25].

The Lorentz transformation of the electromagnetic and gravitational fields to a frame moving with velocity \mathbf{v} with respect to the barycentric frame, using equation (53), gives the following components for the gravitational delay

$$t_2 - t_1 = -\frac{1}{c} \mathbf{k} \cdot \mathbf{b} + h(t, \mathbf{x}) + e(t, \mathbf{x}, \nu), \quad (71)$$

$$h(t, \mathbf{x}) = -(1 + \gamma) \left(1 - \frac{1}{c_g} \mathbf{k} \cdot \mathbf{v} \right) \frac{GM}{c^3} \ln \left(\frac{r_1 - \mathbf{k} \cdot \mathbf{r}_1}{r_2 - \mathbf{k} \cdot \mathbf{r}_2} \right), \quad (72)$$

$$\mathbf{r}_i = \mathbf{x}_i - \mathbf{z}(s_i), \quad (i = 1, 2), \quad (73)$$

$$s_i = t_i - \frac{r_i}{c_g}, \quad (i = 1, 2). \quad (74)$$

where t and \mathbf{x} denote the time and spatial coordinates in this moving frame, t_i ($i=1,2$) is the time of arrival of radio wave to i -th VLBI stations, \mathbf{k} is the unit vector toward the radio source, h is the gravitational time delay, e represents all additional sources of delay error and is frequency ν dependent (egs. solar coronal refraction), $\mathbf{x}_i = \mathbf{x}(t_i)$ is coordinate of i -th VLBI station at the time t_i , with $\mathbf{b} = \mathbf{x}_2 - \mathbf{x}_1$ as the baseline between the two VLBI stations. In converting to the frame, the speed of gravity, c_g , is needed in two places: first, in the aberrational term $\mathbf{k} \cdot \mathbf{v}/c_g$; and second, in the retarded term \mathbf{r}_i , the distance between the station i and the light-ray deflecting body taken at the retarded time s_i .

The general form of the time delay equation which takes into account not only linear but quadratic and high-order velocity-dependent corrections as well, has been derived in [10, 11] and [44] under assumption that $c_g = c$.

C. Measuring the PPN Parameter γ

The gravitational time delay is proportional to $(1 + \gamma)$, where the parameter γ is unity in general relativity and zero in the Newtonian gravity [17]. The quantity $(\gamma - 1)$ measures the degree to which gravity is not a pure geometric phenomenon and other gravity-generating scalar fields are involved [40]. These fields might dominate in the early Universe, but would have now weakened so as to produce tiny, but presumably detectable effects [39, 40].

Although all VLBI experiments are done on or near the earth, most astrometric quantities, including γ , are more conveniently analyzed in the solar system barycentric reference frame (T, \mathbf{X}) because most velocity-dependent relativistic corrections are zero in this frame. Hence, VLBI reduction systems use this frame [49] where the gravitational time delay is given by equation (68) with $\mathbf{V} = 0$, since this velocity is very small. Thus, in the October 2005 experiment, we will analyze the measurements of the gravitational delay as a function of the sun-3C279 angular separation in the barycentric frame to determine γ . The estimated accuracy in measuring $\gamma - 1$ each observing day for this particular experiment is given in Table 1, and is expected to be about 7×10^{-5} . The best previous measurement of $\gamma = 2.3 \times 10^{-5}$ was achieved during the conjunction of the sun and Cassini spacecraft in 2002 using the gravitational-induced frequency change of the spacecraft transmitters as Cassini went behind the sun on its way to Saturn [50].

D. Measuring the Aberration of Gravity and Its Fundamental Speed

In the 2002 Jupiter deflection experiment, the aberration of gravity in the retarded position of Jupiter was measured in the barycentric frame by making use of equations (67)–(70) because Jupiter moves with respect to the barycenter of the solar system [25]. But, the barycentric velocity of the sun is extremely small, so its gravity-field aberration in the barycentric frame is negligible. However, the aberration of the solar gravity field, is measurable from the earth-center frame since the deflecting object, the sun, is moving about 30 km/s with respect to this frame.

The experimental observable is the measured delay difference of the electromagnetic wave between two stations. This delay (technically, it is a phase difference, but can be converted into delay) is a scalar function of time and baseline. In the absence of gravity field this delay is Lorentz invariant, that is [38, 57]

$$T_2 - T_1 + \frac{1}{c} \mathbf{K} \cdot \mathbf{B} = t_2 - t_1 + \frac{1}{c} \mathbf{k} \cdot \mathbf{b}. \quad (75)$$

Therefore, the gravitational part of the time delay difference must be also *independent* of the observing frame used in the analysis,

$$H(T, \mathbf{X}) = h(t, \mathbf{x}), \quad (76)$$

where the conversion of all relevant quantities from the barycentric to the geocentric frame must be done precisely.

In the following description of the conversion of the reference frames, we will denote the barycentric coordinates of the sun \mathbf{Z}_\odot , those of the geocenter \mathbf{Z}_\oplus , and the geocentric coordinates and velocity of the sun are $\mathbf{z}_\odot = \mathbf{Z}_\odot - \mathbf{Z}_\oplus$ and $\mathbf{v}_\odot = \mathbf{V}_\odot - \mathbf{V}_\oplus$ respectively. Relativistic corrections to these definitions are quadratic with respect to v/c [40, 51] and can be neglected in current practical application of equation (76). The barycentric coordinates and velocity of the sun and the geocenter are also known as functions of the barycentric time T from accurate solar system ephemerides [48]. The barycentric time T is related to the geocentric time t measured on the earth by a time transformation in which the difference is quadratic with respect to v/c terms [52, 53], and, thus, negligibly small in dealing with equation (76). The Lorentz transformations needed for the frame conversions in equation (76) are as follows.

First, the two unit vectors \mathbf{K} and \mathbf{k} , characterizing the direction of the propagation of light in two different frames, are connected by the Lorentz transformation equation (25) for electromagnetic field. In the linear approximation this transformation is reduced to the classic expression for the aberration of starlight

$$\mathbf{k} = \mathbf{K} - \frac{1}{c} \mathbf{K} \times (\mathbf{V}_\oplus \times \mathbf{K}) + O\left(\frac{v^2}{c^2}\right). \quad (77)$$

Earth's velocity \mathbf{V}_\oplus and the astrometric coordinates of the vector \mathbf{K} for 3C279 and the other calibrators are accurately known, so the coordinates of the unit vector \mathbf{k} in the geocentric frame can be easily calculated from equation (77), and vice versa.

Second, the retarded coordinate of the moving sun, $\mathbf{z}_\odot(s_i)$, entering equation (72), can be represented in the first approximation as a difference between the barycentric coordinates of the sun, \mathbf{Z}_\odot , and the geocenter, \mathbf{Z}_\oplus ,

$$\mathbf{z}_\odot(s_i) = \mathbf{Z}_\odot(s_i) - \mathbf{Z}_\oplus(s_i) + O\left(\frac{v^2}{c^2}\right), \quad (78)$$

where the retarded time

$$s_i = t_i - \frac{1}{c_g} |\mathbf{x}(t_i) - \mathbf{z}_\odot(s_i)|. \quad (79)$$

Next, the coordinates of the VLBI station in the moving and static frames are related by equation

$$\mathbf{x}_i = \mathbf{X}_i(t_i) - \mathbf{Z}_\oplus(t_i) + O\left(\frac{v^2}{c^2}\right), \quad (80)$$

taken at the time of observation t_i . The retardation in the barycentric coordinate of the center of mass of the sun $\mathbf{Z}_\odot(s_i)$ does not affect its value significantly because it moves very slowly around the barycenter of the solar system; hence equalities $\mathbf{Z}_\odot(s_i) = \mathbf{Z}_\odot(t_i)$, $\mathbf{V}_\odot(s_i) = \mathbf{V}_\odot(t_i)$ can be used, although the precise correction will be made to eliminate any possible error. On the other hand, the orbital motion of the earth around the barycenter of the solar system is significant and the effect of the retardation of the force of gravity (as it propagates from the sun to the earth) in the coordinates of the geocenter must be taken into account. It yields for the retarded coordinate of the geocenter,

$$\mathbf{Z}_\oplus(s_i) = \mathbf{Z}_\oplus(t_i) + \mathbf{V}_\oplus(t_i)(s_i - t_i) + \dots = \mathbf{Z}_\oplus(t_i) - \frac{1}{c_g} \mathbf{V}_\oplus(t_i) |\mathbf{x}_i - \mathbf{z}_\odot(s_i)| + O\left(\frac{v^2}{c^2}\right), \quad (81)$$

where the retardation of gravity correction is linear with respect to the orbital geocentric velocity and has the same order of magnitude as that for the aberration of light given below in equation (77), if $c_g = c$. Finally, transformation of the spatial coordinates from equation (73) to (69) becomes

$$\mathbf{r}_i = \mathbf{R}_i - \frac{1}{c_g} \mathbf{V}_\oplus R_i + O\left(\frac{v^2}{c^2}\right). \quad (82)$$

Introducing unit vectors $\mathbf{n}_i = \mathbf{r}_i/r_i$ and $\mathbf{N}_i = \mathbf{R}_i/R_i$ we can re-write equation (82) to the following form

$$\mathbf{n}_i = \mathbf{N}_i - \frac{1}{c_g} \mathbf{N}_i \times (\mathbf{V}_\oplus \times \mathbf{N}_i) + O\left(\frac{v^2}{c^2}\right). \quad (83)$$

Note, that the transformation of the retarded coordinates of the earth and the sun relates exclusively to the transformation of the gravitational field variables, while the transformation of electromagnetic field is associated with the change (77) in the direction of its propagation. Thus, equation (83) describes the aberration of gravity, while

equation (77) is the aberration of starlight (see Fig. 2). These aberrations could be different if the fundamental speed of gravity c_g were not equal to the speed of light c . This difference would lead to the gravitational deflection of light of the quasar 3C279 different than the prediction of general relativity as shown in Fig. 3.

The velocity-dependent term in front of the logarithmic function in equation (68) is proportional to the radial velocity of the sun with respect to the barycenter, $\mathbf{K} \cdot \mathbf{V}_\odot$. This velocity is too small and its effect on the time delay H in the barycentric frame is not currently detectable. On the other hand, the radial velocity-dependent term in front of the logarithm in equation (72) is $\mathbf{k} \cdot (\mathbf{V}_\odot - \mathbf{V}_\oplus)$. It includes the orbital velocity \mathbf{V}_\oplus of the geocenter and, in principle, could be measured. However, the orbital velocity of the geocenter is projected on the direction to the source of light \mathbf{k} , and reduces its effect on the time delay to the size of about $1 \mu\text{arcsecond}$ which is somewhat too small for current VLBI technology. Therefore, we shall neglect the velocity-dependent terms in front of the logarithmic functions.

After the Lorentz transforms are made from the barycenter to the earth-center frame, we can measure the fundamental speed of gravity c_g by solving equations (71)–(74) for the gravity Lorentz-violating parameter ϵ . An estimate of its measured accuracy from the October 2005 solar deflection experiment is a few percent and will depend on how accurately the coronal refraction is removed.

We emphasize that the above transformations must be made as accurately as possible, given the desired accuracy of the observations. For example, the unperturbed light particle moves with velocity c in any frame. Since time can be measured presently with much better accuracy than space intervals, this led to abandoning the measurement of the speed of light in vacuum more and more precisely. Thus, the numerical value of the speed of light has been fixed $c = 299792458 \text{ m}\cdot\text{s}^{-1}$, and it is this value which is used to measure distances in the solar system. The most accurate barycentric coordinates of the solar system bodies – Sun, planets, and their satellites – are normalized to this numerical value of the speed of light and are tabulated in the JPL ephemeris [48, 54]. We adopt this metric system of units and consider the speed of light c as known parameter that is not subject to measurement. This point is important for unambiguous interpretations of gravitational experiments [55].

E. Experimental Procedure for the 2005 Experiment

There is only one VLBI array that has the sensitivity, resolution and agility to obtain an accurate determination of the gravitational bending of 3C279: the Very Long Baseline Array (VLBA), operated by the National Radio Astronomy Observatory. It is composed of ten 25-m diameter telescopes which span 8000 km, mostly in the east-west direction, from Saint Croix, Virgin Islands to Mauna Kea, Hawaii. The VLBA was used in the 2002 Jupiter experiment and for most previous solar gravitation deflection experiments, beginning in 1969. A description of the planned observing strategy is given in this section.

The main contributions to the VLBI observable, $T_1 - T_2$, are given in equation (67). The major goal of the experimental strategy and data reduction is to determine the first and last terms on the right-hand side of the equation—the geometric delay $(1/c)\mathbf{K} \cdot \mathbf{B}$, and the error delay, $E(T, \mathbf{X}, \nu)$ —in order to isolate the gravitational delay, $H(T, \mathbf{X})$ for subsequent fitting to the parameters γ and ϵ , as described in the above sections. The error delay is large ($> 10 \text{ cm}$) and variable in time and between the VLBI stations, and can not be removed with observations solely of 3C279 as it moves behind the sun..

Thus, radio astronomers use a technique called *phase referencing* in which quickly alternating observations are made between the target source (in this case 3C279) and other quasars (called calibrators) that are less than about five degrees away in the sky. In essence, what is measured is the differential delay times of the 3C279 versus the calibrators. Since many of the time-variable delay errors, E , associated with each source are nearly the same (egs. all delay changes associated with the electronics in each array antenna, most of the tropospheric delay), the difference of the observed delays removes a large part of the error delay term. In addition, by observing several calibrators surrounding 3C279, the remaining residual error terms that have an angular dependency in the sky can be removed. For example, the residual error associated with the variable tropospheric refraction screen that moves slowly over each of the stations can be modeled. Because the position and delay of calibrator sources are also perturbed by the gravitational field of the sun, the differential gravitational effects among the sources [56] are actually measured. Since the calibrators are never less than 2 deg from the sun, most of the deflection is still associated with 3C279. Finally, the several sources cannot be observed simultaneously because their separation is larger than the receiving area of sky (typically 10 arcmin^2) for a VLBA station. However, with 30-sec switching of observations between 3C279 and the other calibrations, the delay between subsequent observations of the same source, typically separated by a few minutes, can be interpolated with only small delay errors.

Another feature of the experimental technique is that the same observing schedule will be followed on the eight observing days between October 1 and October 18, 2005, as shown in Table 1. Each daily session is 7 hours in length, filled with alternating 30-sec observations of 3C279 and each of the three calibrators in turn. A comparison among the days will remove persistent delay errors not removed by switching between the sources. These errors are caused

by uncertainties in the apriori position of the radio sources, their radio angular structure, and offsets in the barycenter position and velocity with respect to the earth center. Variable radio structure that can produce apparent changes in a source position in the sky also can be monitored day by day. Using these two differencing methods (among the calibrators and among the observing days), the relative position of radio sources can be measured to an accuracy of 10 μ arcsec. This observing procedure is similar to that used for the Jupiter 2002 experiment [25].

However, the major limitation in the ultimate accuracy of the experiment will be caused by the refraction of the radio waves as they traverse through the solar corona. Most of the delay error terms discussed above are non-dispersive, i.e. frequency independent, but the coronal plasma refraction is dispersive with the delay proportional to the square of the wavelength. As seen in Table 1, the nominal coronal deflection, although less than the gravitation bending, is significantly larger than the 0.01 mas accuracy we hope to achieve. The most straight-forward observing technique used to remove the dispersive delay is to observe the sources simultaneously at two frequencies. The observed delay, $D_o(\nu)$ at two frequencies ν_1 and ν_2 , can then be suitably combined to obtain into the non-dispersive delay part, D_n , where

$$D_n = \frac{\nu_1^2 D_o(\nu_1) - \nu_2^2 D_o(\nu_2)}{\nu_1^2 - \nu_2^2} \quad (84)$$

This dual-frequency technique was used for previous VLBI experiments that measured the gravitational deflection of 3C279 and other sources [58, 59].

Unfortunately, the VLBA (and most other arrays) have simultaneous dual-frequency capabilities only at 2.3/8.4 GHz. Because excessive coronal refraction also scatters the radio signal, the source 3C279 can not be detected at both these frequencies within about 1.0° of the sun, so that observations on October 7 and 9 would be useless. Hence, we decided to schedule the 2005 experiment at the highest frequencies available on the VLBA so that observations of 3C279 could be made close to the sun, with diminished coronal refraction. The two highest frequencies available on the VLBA are at 23 GHz and 43 GHz. None of the calibrators come closer than 2.1° of the sun, so they will always be detectable.

After several short VLBA test observations, we adopted the following observing scheme. First, we would observe at three frequencies: 15 GHz, 23 GHz and 43 GHz. Although only two frequencies are needed to remove the coronal refraction, the radio paths from the quasar to the different stations and at different frequencies diverge through the solar corona by about 10,000 km. If there are significant clumps or a persistent gradient in the coronal material on this size scale, then the simple non-dispersive scaling law will not be precisely accurate. The use of three frequencies will check on this detailed coronal behavior, with some hope of a second order coronal correction. In addition, three frequencies are also necessary as a backup so that two frequencies are always available. For example, it is possible that the 3C279 will be sufficiently scattered at 15 GHz on October 7 and 9 and this data would be nearly useless. Also, during periods of poor weather conditions, the tropospheric instability can so degrade the 43 GHz observations, that phase stability between observations of the different sources are difficult to maintain.

We decided to emphasize the temporal switching among 3C279 and the three nearby calibrators, over the frequency among the frequencies, in order to remove accurately the non-dispersive delay errors that are dominated by the troposphere refraction. Thus, we will observe at one frequency for about fifteen minutes for 18 scans, half of them on 3C279 and four scans on each of the three calibrators. Then, we shall cycle in a similar manner among the three frequencies, each for 15 minutes. Each of the eight observing days will be as identical as possible.

This observing scheme can be interpreted as making three quasi-simultaneous gravitational deflection experiments, each at a different frequency. For any observing day, we will have about 8 accurate measurements of the gravitational delay (bending), each at three frequencies. We will then interpolate the results for each frequency and compare their delays (or positions). Any delay differences with frequency are caused by the coronal refraction (and noise), and this contribution can be removed using equation (84) to obtain the gravitational delay. By having three frequencies, we can check on the robustness of the corrections. Clearly, significant coronal variations over less than one hour time-scale cannot be followed (and will add noise to delay at each frequency), but the longer term coronal refraction trends can be removed.

When the pure gravitational delay has been determined, we will first analyze the data in the barycentric frame to determine the parameter γ . Then, we will Lorentz transform the delays in order to estimate ϵ . Since the opportunity of this experiment occurs every October, modification of the observing strategy can be made for the 2006 experiment depending on the experience from the 2005 experiment.

Acknowledgments

We wish to acknowledge the grant support of the University of Missouri-Columbia and the Eppley Foundation for Research. The National Radio Astronomy Observatory is a facility of the National Science Foundation, operated

under cooperative agreement by Associated Universities, Inc. We thank an anonymous referee for instructive report and G.E. Melki for valuable comments.

-
- [1] V. B. Braginsky, C. M. Caves & K. S. Thorne, (1977), *Phys. Rev D*, **15**, 2047
 - [2] B. Mashhoon, (2001), In: *Reference Frames and Gravitomagnetism*, Proceedings of the XXIII Spanish Relativity Meeting held 6-9 September, 2000 in Valladolid, Spain. Edited by J.F. Pascual-Sanchez, L. Flori, A. San Miguel, and F. Vicente. World Scientific Publishing Company, 2001., p.121
 - [3] English translation of the original Lense-Thirring paper is given by B. Mashhoon, F. W. Hehl & D. S. Theiss, (1984), *Gen. Rel. Grav.*, **16**, 711
 - [4] For detailed study of the Lense-Thirring effect caused by rotational currents of matter see [5].
 - [5] I. Ciufolini & J.A. Wheeler, (1995), *Gravitation and Inertia* (Princeton: Princeton University Press, 1995)
 - [6] See <http://einstein.stanford.edu/>
 - [7] I. Ciufolini & E. C. Pavlis, (2004), *Nature*, **31**, 958
 - [8] A. Einstein, (1911), *Ann. Phys.*, **35**, 898
 - [9] I.I. Shapiro, (1964), *Phys. Rev. Lett.*, **13**, 789
 - [10] S.M. Kopeikin & G. Schäfer, (1999), *Phys. Rev D*, **60**, 124002
 - [11] S.M. Kopeikin & B. Mashhoon, (2002), *Phys. Rev D*, **65**, 064025
 - [12] L.D. Landau & E.M. Lifshitz, (1971), *The Classical Theory of Fields* (Oxford: Pergamon)
 - [13] C.W. Misner, K.S. Thorne and J.A. Wheeler, (1973), *Gravitation* (New York: Freeman, 1973)
 - [14] T. Futamase & B.F. Schutz, (1983), *Phys. Rev D*, **28**, 2363
 - [15] S.M. Kopeikin, (2004), *Class. Quantum Grav.*, **21**, 3251
 - [16] S.M. Kopeikin, (2003), *Phys. Lett. A.*, **312**, 147
 - [17] C. M. Will, (1993), *Theory and experiment in gravitational physics* (Cambridge: Cambridge University Press)
 - [18] C.M. Will, (2003), *Astrophys. J.*, **590**, 683
 - [19] H. Asada, (2002), *Astrophys. J. Lett.*, **574**, L69
 - [20] S. Carlip, (2004), *Clas. Quant. Grav.*, **21**, 3803
 - [21] S. Samuel, (2003), *Phys. Rev. Lett.*, **90**, 231101
 - [22] S. Samuel, (2004), *Int. J. Mod. Phys.*, **13**, 1753
 - [23] J.-F. Pascual-Sanchez, (2004), *Int. J. Mod. Phys.*, **13**, 2345
 - [24] S.M. Kopeikin, (2001), *Astrophys. J. Lett.*, **556**, L1
 - [25] E.B. Fomalont & S.M. Kopeikin, (2003), *Astrophys. J.*, **598**, 704
 - [26] D. Mattingly, *Modern Tests of Lorentz Invariance*, Living Rev. Relativity **8**, (2005), 5. URL (cited on Sep 7, 2005): <http://www.livingreviews.org/lrr-2005-5>
 - [27] J.D. Jackson, (1998), *Classical Electrodynamics*, (New York: John Wiley & Sons, Inc., 1998)
 - [28] C. M. Will, (2001) *The Confrontation between General Relativity and Experiment*, Living Rev. Relativity **4**, 4. URL (cited on July 16, 2005): <http://www.livingreviews.org/lrr-2001-4>
 - [29] Exact Lorentz-invariant equation for the total light-ray deflection angle α^i in general relativity has been derived in our paper [10] and is given by equation (67) in there.
 - [30] The impact parameter of the light ray is the distance of the closest approach of the ray to the light-ray deflecting body. It depends on the coordinate frame used for calculations.
 - [31] <http://planetquest.jpl.nasa.gov/SIM/>
 - [32] <http://gaia.esa.int/>
 - [33] P. Schneider, J. Ehlers, J. & E. E. Falco, (1992), *Gravitational Lenses*, Springer-Verlag: Berlin
 - [34] Proper physical treatment of the acceleration-dependent relativistic effects in the propagation of light ray requires more extended mathematical calculations than those presented in this paper. These general-relativistic calculations are given in [10].
 - [35] We notice that the magnitude of the acceleration-dependent terms in the light-ray deflection experiments shown in [36] is at the thousandths of a picosecond level ($< 10^{-4} \mu\text{arcsec}$). This estimate is misleading.
 - [36] C.M. Will (cited on September 26, 2005): <http://wugrav.wustl.edu/people/CMW/SpeedofGravity.html>
 - [37] R. W. Hellings, (1986), *Astron. J. (USA)*, **91**, 650; erratum in: *Astron. J. (USA)*, **92**, 1446
 - [38] S.M. Kopeikin & E.B. Fomalont, (2005), *Foundations of Physics*, submitted
 - [39] T. Damour & K. Nordtvedt, (1993), *Phys. Rev. Lett.*, **70**, 2217
 - [40] S. Kopeikin & I. Vlasov, (2004), *Physics Reports*, **400**, 209
 - [41] M.Á.G. Bonilla & J.M.M. Senovilla, (1997), *Phys. Rev. Lett.*, **78**, 783
 - [42] Jovian experiment sets a rather stringent upper limit on the speed c_{gw} of gravitational waves since in general relativity and other valid gravitational theories $c_{\text{gw}} \leq c_g$ as proved in [41].
 - [43] S. Frittelli, (2003), *Mon. Not. R. Astron. Soc.*, **344**, L85
 - [44] S.A. Klioner, (2003), *Astron. Astrophys.*, **404**, 783
 - [45] Precise gravitational experiments rely upon the metric system of units which has a numerical value of the speed of light c fixed.

- [46] This method of the gravitational lensing was applied to determine retarded position of Jupiter on its orbit [25] and compare it against the retarded position of Jupiter obtained from its direct radio observations which are given in the JPL ephemeris [48].
- [47] D. Wittman, (2002), In: *Gravitational Lensing: An Astrophysical Tool*, Eds. F. Courbin and D. Minniti (Springer-Verlag: Berlin 2002), pp. 55–95
- [48] Standish E. M. 2003 *JPL planetary ephemeris DE410* Interoffice Memorandum 312.N-03-109
- [49] IERS Conventions (2003). Dennis D. McCarthy and Gérard Petit. (IERS Technical Note 32) Frankfurt am Main: Verlag des Bundesamts für Kartographie und Geodäsie, 2004. Chapter 11.
- [50] B. Bertotti, L. Iess & P. Tortora, (2003), *Nature* (London) , **425**, 374
- [51] M. Soffel, S.A. Klioner, G. Petit, P. Wolf, S.M. Kopeikin, P. Bretagnon, V.A. Brumberg, N. Capitaine, T. Damour, T. Fukushima, B. Guinot, T.-Y. Huang, L. Lindegren, C. Ma, K. Nordtvedt, J.C. Ries, P.K. Seidelmann, D. Vokrouhlick, C.M. Will & C. Xu,(2003), *Astron. J. (USA)*, **126**, 2687
- [52] V.A. Brumberg & S.M. Kopeikin, (1990), *Cel. Mech. Dyn. Astron.*, **48**, 23
- [53] W. Harada & T. Fukushima, (2003), *Astron. J. (USA)*, **126**, 2557
- [54] The fact that the speed of light c is fixed and can not be measured in gravitational experiments is missed in [18, 19, 20, 21, 22, 23]. Correct and unambiguous interpretation of gravitational experiments can be achieved, if and only if, the metric system of units based on the fixed value of $c = 299792458 \text{ m}\cdot\text{s}^{-1}$ is used in theoretical calculations [55].
- [55] S.M. Kopeikin, (2005), *Class. Quant. Grav.*, submitted
- [56] This differential gravitational effect is the gravitational time delay between the target and the calibrator. It is not between the target and the light-ray deflecting mass as erroneously written in some publications [21, 22, 23].
- [57] S. M. Kopeikin & L. M. Ozernoy, (1999), *Astrophys. J.* , **523**, 771
- [58] E.B. Fomalont & R.A. Sramek, (1976), *Phys. Rev. Lett.*, **36**, 1475
- [59] D.E. Lebach, B.E. Corey, I.I. Shapiro, M.I. Ratner, J.C. Webber, A.E.E. Rogers, J.L. Davis & T.A. Herring, (1995), *Phys. Rev. Lett.*, **75**, 1439

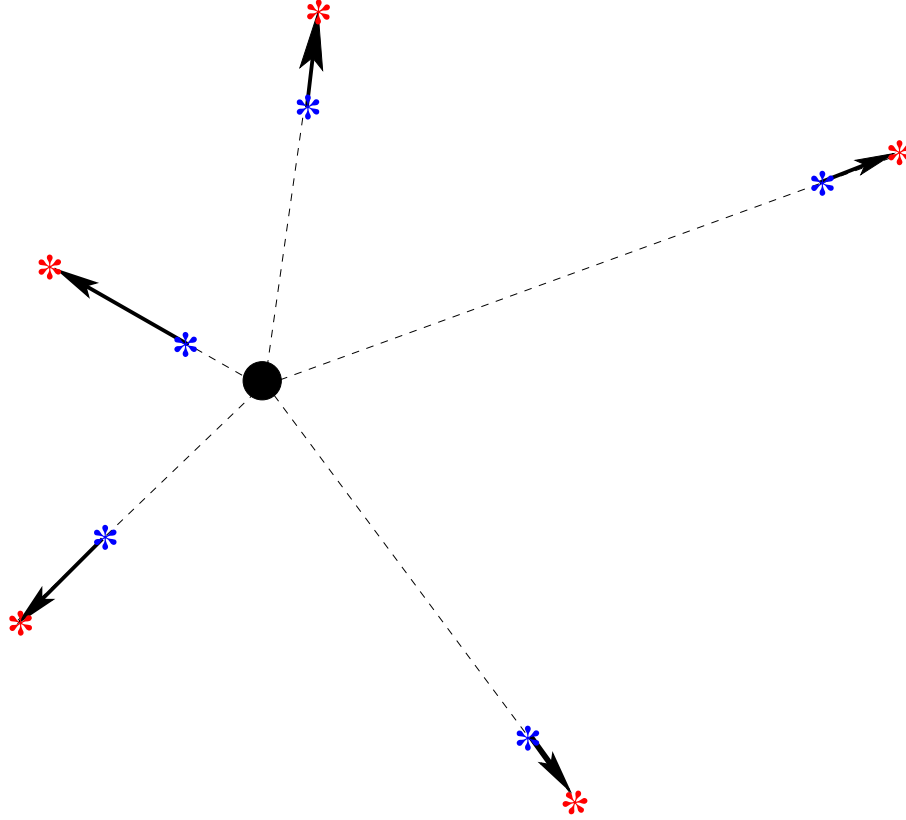


FIG. 1: Deflection of starlight caused by gravitational force of a spherical gravitating body as visible in the plane of the sky in a static frame. Each arrow shows direction of the vector of the gravitational force of the body and its length is proportional to the angular displacement of the star from its undeflected position. These “lines” of the gravitational force intersect at the center of mass of the body. Hence, observation of the starlight deflection pattern define the position of the body in the sky without direct optical (radio) observation. The visible position of the body and that found from the gravitational deflection of light coincide in the static frame because the body does not move.

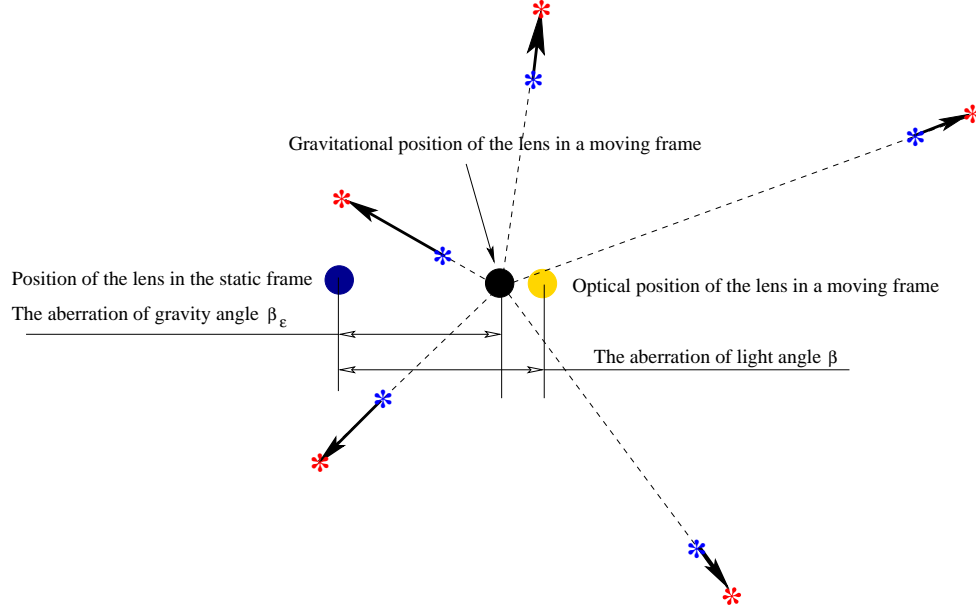


FIG. 2: Deflection of light in the plane of the sky associated with a moving frame. The apparent positions of the stars and the light-ray deflecting body are shifted by the aberration of light from their static-frame positions. If the Lorentz invariance of gravity is broken, the gravity light-attracting position of the body, determined from the gravitational deflection of the stars, does not coincide with its optical position. The difference is a measure of the aberration of gravity force versus the aberration of light, and is associated with the speed c_g of its propagation. Thus, light deflection experiments conducted in a moving frame measure the difference $\delta\beta = \beta_\epsilon - \beta$ defined in equation (64). In general relativity $\delta\beta = 0$.

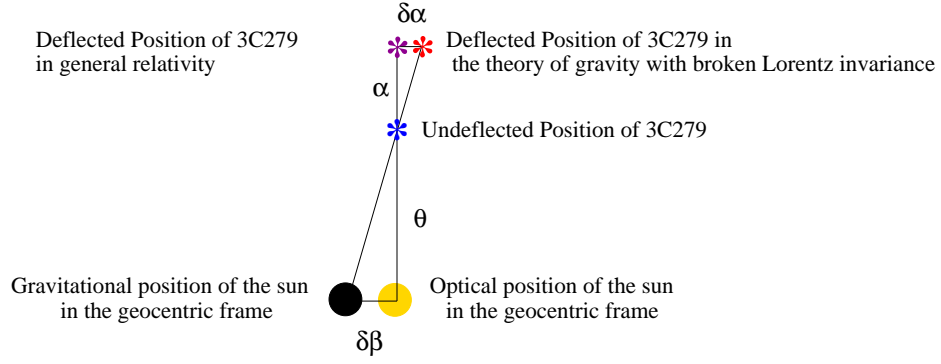


FIG. 3: The difference between the aberrational angles for gravity and light as projected in the plane of the sky in the geocentric frame. The angular separation of the quasar from the sun is $\theta = d/(1\text{AU})$. If general relativity is correct, the optical position of the sun and its gravitational light-attracting position, derived from the observation of the light deflection, coincide. In this case the apparent position of the quasar is shifted in the sky by the force of solar gravity at the angle α . If $c_g \neq c$ the quasar position has a tangential displacement in the direction of motion of the earth at a small angle $\delta\alpha$ given by equation (65). It corresponds to the angular difference $\delta\beta = (\epsilon - 1)(v_\odot/c)$ between the directions to the gravitational and optical positions of the sun that can be determined from precise VLBI measurement of the gravitational time delay of radio waves from the quasar. The relationship $\delta\alpha/\alpha = \delta\beta/\theta$ is held as shown in equation (61).

TABLE 1: EXPERIMENTAL SENSITIVITY TO γ and ABERRATION

(1) Date	(2) (Sol Rad)	(3) (mas)	(4) (mas)	(5) (mas)	(6) (mas)	(7) (10^{-5})	(8) (10^{-2})
October 1	28.9	35	0.0	0.039	0.015	—	—
October 5	10.0	176	0.1	0.375	0.015	21	4.0
October 6	6.3	279	0.3	0.945	0.015	12	1.5
October 7	2.5	704	9.1	6.000	0.090	33	1.5
October 9	5.2	338	2.1	1.386	0.025	13	1.8
October 10	9.0	196	0.2	0.363	0.015	13	4.1
October 11	12.8	137	0.1	0.229	0.015	19	6.6
October 18	39.6	40	0.0	0.018	0.015	—	—
All days						7	1.0

(1) = Mean observing time

(2) = Sun-3C279 separation

(3) = Gravitational bending of light

(4) = Estimate coronal bending at 23 GHz

(5) = Gravitational aberration of Sun

(6) = Expect positional sensitivity; $0.015 + 1\%$ of coronal bending

(7) = Accuracy of $\gamma - 1$

(8) = Accuracy of aberration $\epsilon - 1$