

# Kinematic relations between relativistically accelerated systems in flat space-time based on symmetry

Yaakov Friedman and Yuriy Gofman  
 Jerusalem College of Technology, Jerusalem 91160 Israel  
 email: friedman@jct.ac.il

We present a new approach to describing transformations between two uniformly accelerated systems, which is based only on the general principle of relativity and the symmetry following from it. By assuming the Clock Hypothesis, we derive explicit form of the space-time transformations from an inertial system to a system uniformly accelerated to the inertial system.

Without assuming the Clock Hypothesis, we are able to derive transformation between accelerated comoving systems. For this transformation we use the proper velocity-time description of events instead of the space-time description. We derive linear Lorentz-type transformation which depend on the relative acceleration and a constant  $\kappa$ . The transformations become Galilean if  $\kappa = 0$ , which is equivalent to validity of the Clock Hypothesis. Otherwise, the proper velocity-time transformations are Lorentz type transformations. In this case, the existence of an invariant *maximal acceleration* is predicted.

PACS: 04.90.+e; 03.30.+p.

**Keywords:** Relativistic accelerated systems; Maximal acceleration; Explicit space-time transformation between accelerated systems.

## INTRODUCTION

In this paper, we present a new approach to describing transformations between two uniformly accelerated systems, based on the relativistic dynamic equation and the symmetry following from the general principle of relativity. We will clarify first the precise meaning of uniform acceleration in the Principle of Equivalence. Using this notion we will define the notion of a system uniformly accelerated with respect to an inertial system. It is clear that in order to describe transformations between two systems which are uniformly accelerated with respect to an inertial system, it is enough to describe the transformation from an inertial system to a system uniformly accelerated with respect to this system. We will decompose this transformation into a product of a transformation between an inertial system and a system comoving with a uniformly accelerated system and a transformation from the comoving system to the uniformly accelerated system.

For the first transformation we will derive explicit space-time transformations. For the second transformation we will consider more general transformations between two comoving systems uniformly accelerated with respect to an inertial system. The method of solving this problem is based on the method used in [8] and in more details in [7] for deriving the Lorentz transformations between inertial systems from the symmetry following from the principle of special relativity. By introducing a new proper velocity-time description of events instead of the space-time description, we derive linear Lorentz-type transformations which depend on a constant  $\kappa$ . If the Clock Hypothesis is true,  $\kappa = 0$  and the transformations become Galilean. In this case the space-time transformation to the comoving system coincide with the transfor-

mation to the accelerated one. Otherwise, the transformations are uniquely determined Lorentzian transformations. These transformations preserve an interval, and the existence of an *unique* invariant *maximal acceleration* is predicted. In this case we have an algorithm for transforming world-lines between to accelerated systems.

We obtain an acceleration-addition formula which is used to characterize the Lie group  $Aut_p(D_a)$  of all projective automorphisms of the ball  $D_a$  of relativistically admissible accelerations. In this way, we show that  $D_a$  is a bounded symmetric domain with respect to the projective maps.

Why are we justified in applying our method used for the inertial systems to *accelerated* systems? The table in Figure 1 clarifies our line of reasoning. It highlights three areas of physics:

- Pre-relativity physics, which deals with static space
- Relativistic physics, which deals with arbitrary inertial systems
- Relativistic physics, which deals with systems which are accelerated with respect to inertial systems.

Each of these three areas mentioned has its basic principle which states that the laws of physics are independent of a particular *choice*. In pre-relativity physics, the laws are independent of the choice of a preferred space direction. In special relativity, the laws are independent of the choice of a preferred inertial system. In general relativity, they are independent of the choice of an arbitrary system.

Pre-relativity physics abandons the notion of a preferred space direction but maintains a preference for rest ( $\mathbf{v} = 0$ ). Special relativity, describing uniform motion,

Area	Pre-relativity physics	Relativistic constant velocity motion	Relativistic uniformly accelerated motion
Basic principle	Space isotropy	Principle of special relativity	General principle of relativity
No preference to	Space direction	Rest ( $\mathbf{v} = 0$ )	Free motion ( $\mathbf{a} = 0$ )
Systems	Static space	Inertial	Uniformly accelerated
Common motion	Rest ( $\mathbf{r} = \text{const.}$ )	Free ( $\mathbf{v} = \text{const.}$ )	Constant force ( $\mathbf{a} = \text{const.}$ )
Parameters	Space coordinates	Space-time	Proper velocity-time
Transformations	Space rotations	Lorentz transformations	Lorentz type
Invariants	Length of space vectors	Space-time interval	Proper velocity-time interval
Universal constants	—	Speed of light	Maximal acceleration

FIG. 1: Models based on linear transformations.

abandons the preference for rest but maintains a preference for constant velocity ( $\mathbf{a} = 0$ ). Here the preferred type of motion is free motion - a motion which is free in one inertial system is free in *every* inertial system. For accelerated motion, the Principle of General relativity abandons the preference for constant velocity. Even though there is absolutely no preference for any particular kind of accelerated system, we will give preference to *uniformly accelerated systems*, meaning systems that are uniformly accelerated with respect to an inertial system. The preferred type of motion will thus be motion under a constant force.

For relativistic constant velocity motion, we use the space-time description of events because it is the simplest one which leads to *linear* transformations between inertial systems. However, it is impossible to obtain linear transformations between uniformly accelerated systems using the space-time description. Consequently, for accelerated comoving systems, we will use a new description, called the *proper velocity-time description*. This will enable us to obtain *linear* transformations between comoving uniformly accelerated systems.

Each of these three areas of physics has its own invariants. For constant velocity motion, our method [7] produced transformations which preserve a space-time interval and a maximal speed  $c$ - the speed of light. Similarly, for uniformly accelerated motion, our method will produce transformations which preserve a proper velocity-time interval and a *maximal acceleration*.

Transformations between uniformly accelerated systems were treated classically in Moler [19] and Rindler [24] and also within the context of conformal transformations by Cunningham [14] and Bateman [2], see also Fulton *et al.* [12]. This approach requires changes of rest mass. In our approach the rest-mass can remain constant and the space-time transformations are not conformal. The existence of a maximal acceleration has also been conjectured by Caianiello [4] and others, see also Papini

[21]. Maximal acceleration in transformations between accelerated systems was used in the works of Ketsaris [15] and Pardy [22].

A preliminary version of our results appeared in [9].

## PROPER ACCELERATION

For an object moving with velocity  $\mathbf{v}$ , we define the *proper velocity*  $\mathbf{u}$  by

$$\mathbf{u} = \frac{\mathbf{v}}{\sqrt{1 - |\mathbf{v}|^2/c^2}}. \quad (1)$$

Recall that the vector  $\mathbf{u}$  is also equal to  $d\mathbf{r}/d\tau$ , where  $d\tau = \sqrt{1 - |\mathbf{v}|^2/c^2}dt$  is the proper time interval, *i.e.*, the time interval in the frame moving with the object. For brevity, we will call proper velocity *p-velocity*. Note that a p-velocity is expressed as a vector of  $R^3$ . Conversely, any vector in  $R^3$ , with no limitation on its magnitude, represents a relativistically admissible p-velocity.

In the context of flat space-time the principle of equivalence states that “the laws of physics have the same form in a uniformly accelerated system as they have in an unaccelerated inertial system in a uniform gravitational field.” But what is the meaning of uniform acceleration in this principle? Consider an inertial system in a constant gravitational field  $G$ . If we will position an object freely in this system, then, from the relativistic dynamic equation, that we write as

$$m_0 \frac{d\mathbf{u}}{dt} = G, \quad (2)$$

we obtain that  $\frac{d\mathbf{u}}{dt}$  remain constant. We define *proper acceleration*  $\mathbf{g}$  to be the derivative of p-velocity with respect to time  $t$ , *i.e.*,

$$\mathbf{g} = \frac{d\mathbf{u}}{dt} = \frac{d^2\mathbf{r}}{dt d\tau}. \quad (3)$$

Thus, the motion of a free object in an inertial system with a constant gravitational field is with constant proper acceleration. By the Equivalence Principle a system uniformly accelerated system has to be one in which the origin moves with constant proper acceleration. The magnitude of the proper acceleration is larger than the usual one  $\frac{d^2\mathbf{r}}{dt^2}$ , but for small velocities, the magnitudes are almost the same.

By *uniformly accelerated system* in this paper we will mean systems that are moving with *constant proper acceleration* with respect to a given inertial system. As mentioned earlier, we will describe first the transformation between an inertial system and uniformly accelerated system (in sense of constant *proper* acceleration).

## SPACE-TIME TRANSFORMATION TO A COMOVING SYSTEM

Let  $K$  denote an inertial system with origin  $O$  and space-time coordinates  $\begin{pmatrix} t \\ \mathbf{r} \end{pmatrix}$ . Let a system  $\tilde{K}$  with origin  $\tilde{O}$  move parallel to  $K$  with constant proper acceleration  $\mathbf{g}$ . Without loss of generality we may assume that  $\mathbf{g}$  is in the direction of the  $x$ -axis, *i.e.*  $\mathbf{g} = (g, 0, 0)$ . For a given time  $t_0$  we denote by  $K'$  an inertial system with origin  $O'$  which is positioned and have the same velocity (and proper velocity) as  $\tilde{O}$  at time  $t_0$  and moves parallel to  $K$ . We denote the space-time coordinates in  $K'$  by  $\begin{pmatrix} t' \\ \mathbf{r}' \end{pmatrix}$ . The system  $K'$  is called a *comoving system* to system  $\tilde{K}$  at time  $t_0$ .

The *Clock hypothesis* state that the time in  $\tilde{K}$  is the same as the time in  $K'$ . As we will see later, the Clock hypothesis imply that the space-time transformations from  $K$  to  $\tilde{K}$  coincide with the transformations between  $K$  and  $K'$ . In this section we will derive the space-time transformations  $L_c$  between  $K$  and  $K'$ . Both systems  $K$  and  $K'$  are inertial systems, but the origin  $O'$  coincide with  $O$  at some time  $t_0 \neq 0$ . Thus, the transformation  $L$  will differ from the usual Lorentz transformation by a time shift. This time shift can be adjusted by checking the time of the clock positioned at  $O'$ .

By the definition of the proper acceleration (3) the proper velocity of  $\tilde{O}$  of the system  $\tilde{K}$  at time  $t_0$  is  $\mathbf{u}(t_0) = \mathbf{g}t_0 = (gt_0, 0, 0)$ . This is also the proper velocity of  $O'$ . From the Lorentz transformations, the rate of the clock at  $O'$  is given by

$$dt' = \gamma^{-1}(\mathbf{v}(t))dt. \quad (4)$$

From (1), we have

$$\mathbf{v} = \frac{\mathbf{u}}{\sqrt{1 + |\mathbf{u}|^2/c^2}} \quad (5)$$

and

$$\gamma(\mathbf{v}) = \sqrt{1 + |\mathbf{u}|^2/c^2}.$$

So, the time on the clock at  $O'$  is

$$t'(t_0) = \int_0^{t_0} \gamma^{-1}(\mathbf{v}(t))dt = \int_0^{t_0} \frac{dt}{\sqrt{1 + (gt)^2/c^2}}.$$

By substituting a new variable  $s$  such that  $\frac{gt}{c} = \sinh s$  we get

$$t'(t_0) = \int_0^{\sinh^{-1}(\frac{gt_0}{c})} \frac{c}{g} ds = \frac{c}{g} \sinh^{-1}\left(\frac{gt_0}{c}\right). \quad (6)$$

From this it follow that

$$\frac{gt_0}{c} = \sinh\left(\frac{gt'}{c}\right) \approx \frac{gt'}{c} \left(1 + \frac{1}{6}\left(\frac{gt'}{c}\right)^2\right). \quad (7)$$

Let us now find the  $x$ -coordinate of  $O'$  at time  $t_0$ . From (5), we have

$$x_0 = \int_0^{t_0} \mathbf{v}(t)dt = \int_0^{t_0} \frac{\mathbf{u}(t)dt}{\sqrt{1 + |\mathbf{u}(t)|^2/c^2}} \quad (8)$$

$$= \int_0^{t_0} \frac{gtdt}{\sqrt{1 + (gt/c)^2}} = \frac{c^2}{g} \left( \sqrt{1 + (gt_0/c)^2} - 1 \right). \quad (9)$$

By use of (7) we get

$$\gamma(\mathbf{v}) = \sqrt{1 + (gt'/c)^2} = \cosh(gt'/c) \quad (10)$$

and

$$x_0 = \frac{c^2}{g} (\cosh \frac{gt'}{c} - 1) = \frac{c^2}{g} (\gamma - 1). \quad (11)$$

Note that (7) and (11) show that  $O'$  moves as well-known hyperbolic motion with the parameter  $t'$ - the time of the clock at  $O'$ . Note that for small  $t$ , (9) becomes the clas-

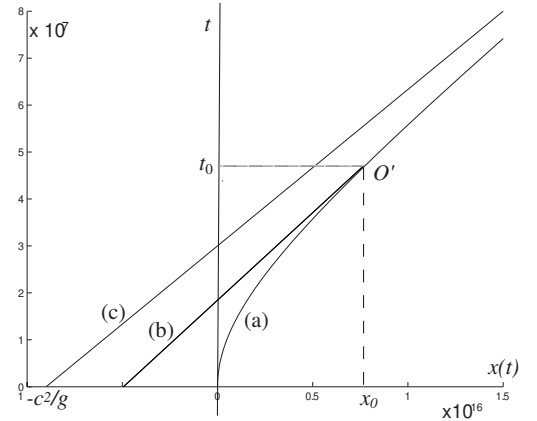


FIG. 2: (a) World-line  $(x(t), t)$  of  $\tilde{O}$ -the origin of system  $\tilde{K}$  moving with uniform proper acceleration  $g = (9.8, 0, 0)m/s^2$ . (b) World-line  $(x(t), t)$  of  $O'$ -the comoving system  $K'$  to  $\tilde{K}$  at  $t_0$ . (c) The asymptote  $x(t) = ct - c^2/g$  of the world-line of  $\tilde{O}$ .

sical formula  $x(t) = \frac{gt^2}{2}$  of the position of a uniformly accelerated object. But for large  $t$ ,  $x(t)$  is asymptotically equal to  $(ct - c^2/g)$ , meaning that the object will approach the speed of light  $c$  in the direction of  $\mathbf{g}$ . See Figure 2.

To obtain the general space-time transformations between  $K$  and  $K'$ , consider a event at  $\begin{pmatrix} t' \\ \mathbf{r}' \end{pmatrix}$  in system  $K'$  and  $\begin{pmatrix} t \\ \mathbf{r} \end{pmatrix}$  in system  $K$ . By use of the Lorentz transformations, the  $x$ -coordinate is defined by

$$x = x_0 + \gamma^{-1}x'.$$

So

$$x' = \gamma(x - x_0)$$

and

$$x' = \sqrt{1 + \left(\frac{gt}{c}\right)^2} \left(x - \frac{c^2}{g} \left(\sqrt{1 + \left(\frac{gt}{c}\right)^2} - 1\right)\right). \quad (12)$$

Similarly

$$t' = t'(t_0) - \frac{\gamma vx}{c^2} = t'(t_0) - \frac{ux}{c^2}$$

and

$$t' = \frac{c}{g} \sinh^{-1}\left(\frac{gt}{c}\right) - \frac{gtx}{c^2}. \quad (13)$$

If  $gt/c \ll 1$  then

$$t' \approx t \left(1 - \frac{gx}{c^2} - \frac{1}{6} \left(\frac{gt}{c}\right)^2\right).$$

The first correcting term  $\frac{gx}{c^2}$  is analogous to the so-called gravitational Doppler correction [24], which we see is a result of the non-simultaneity.

The equations (13) and (12) together with  $y' = y$  and  $z' = z$  define the space-time transformations  $L_c$  between an inertial system  $K$  and a comoving system  $K'$  to a uniformly accelerated system  $\tilde{K}$  with proper acceleration  $g$  in the  $x$ -direction. Thus

$$\begin{pmatrix} t' \\ x' \\ y' \\ z' \end{pmatrix} = L_c \begin{pmatrix} t \\ x \\ y \\ z \end{pmatrix} = \begin{cases} \frac{c}{g} \sinh^{-1}\left(\frac{gt}{c}\right) - \frac{gtx}{c^2} \\ \gamma \left(x - \frac{c^2}{g} (\gamma - 1)\right) \\ y \\ z \end{cases} \quad (14)$$

with  $\gamma = \sqrt{1 + \left(\frac{gt}{c}\right)^2}$ .

The infinitesimal form of these transformation is

$$\begin{cases} dt' = (\gamma^{-1} - \frac{gx}{c^2})dt - \frac{gt}{c^2}dx \\ dx' = ((1 + \frac{gx}{c^2})\gamma^{-1} - 2)gtdt + \gamma dx \\ dy' = dy \\ dz' = dz \end{cases} \quad (15)$$

Note that this transformation is not conformal. For example, fix any point in space-time with coordinates  $(0, x_0, 0, 0)$ , where  $x_0 \neq 0$ . At this point we get

$$\begin{cases} dt' = (1 - \frac{gx_0}{c^2})dt \\ dx' = dx \\ dy' = dy \\ dz' = dz \end{cases}$$

But for a conformal map we must have  $(ds')^2 = (cdt')^2 - (dx')^2 - (dy')^2 - (dz')^2 = \sigma(t, \mathbf{r})ds^2$  (see [13] eq.(2.8)) which do not hold here. Thus, assuming that the transformation between accelerated systems to be conformal, as it is done in [12], and [13] and other papers, contradicts the principles that were used in derivation of our transformations.

## PROPER VELOCITY - TIME DESCRIPTION OF EVENTS

In following sections we will not assume the "Clock hypothesis". We will consider two systems uniformly accelerated with respect to the same inertial system, which at some initial time have the same velocity. Two systems moving parallel each other are called *comoving* if at some initial time  $t_0$  their relative velocity is zero. For example, systems  $K'$ , which is an inertial system, that could be considered as moving with uniform zero acceleration with respect to the inertial system  $K$  and system  $\tilde{K}$ , which is uniformly accelerated with respect to the inertial system  $K$  are comoving with respect to  $t_0$ . Thus, they provide an example of uniformly accelerated comoving systems.

An important step in our derivation of the Lorentz space-time transformations between two inertial frames was to show that such transformations are linear. For uniformly accelerated systems, the space-time transformation is not linear. But, there is another description of events, called the *proper velocity - time* description, in which the transformation of events between two uniformly accelerated systems is linear.

To obtain the proper Lorentz transformations in special relativity, it is important that the relative position of the origins of the frames connected with two inertial systems depends linearly on time. This linear map expresses the relative velocity between the systems. To achieve this linearity in proper velocity - time description for uniformly accelerated systems, we need to assume that the systems are comoving with respect to  $t = 0$ .

In our analysis of transformations between uniformly accelerated systems, we will use the p-velocity-time description of events instead of the usual space-time description used in special relativity. In the p-velocity-time description, an event is described by the time  $t$  at which the event occurred and the p-velocity  $\mathbf{u} \in R^3$  of the event. The p-velocity-time description of an event will thus be  $\begin{pmatrix} t \\ \mathbf{u} \end{pmatrix}$ , a vector in  $R^4$ . The evolution of an object in a system can be described by the p-velocity  $\mathbf{u}(t)$  of the object at time  $t$ , replacing the world-line of special relativity. To obtain the position of the object at time  $t$ , we have to know the initial position of the object and then integrate its velocity, expressed uniquely by the p-velocity, with respect to time.

For example, for a free-falling object which at time

$t = 0$  was at rest and positioned at the space frame origin, the p-velocity of this object at time  $t$  is  $\mathbf{u}(t) = \mathbf{g}t$ , where  $\mathbf{g}$  is the proper acceleration generated by the gravitational field.

By the principle of equivalence and (2), the motion of an object under the influence of a constant force in a uniformly accelerated system is equivalent to its motion in a constant gravitational field. This motion is described by a straight line in the p-velocity-time continuum. Conversely, if the motion of an object in the p-velocity-time continuum of a uniformly accelerated system is described by a straight line, then the object is under the influence of a constant force.

Denote by  $T$  the transformation mapping the time and p-velocity  $\begin{pmatrix} t \\ \mathbf{u} \end{pmatrix}$  of an event, measured in the first system, to the time and p-velocity of the same event  $\begin{pmatrix} t' \\ \mathbf{u}' \end{pmatrix}$ , measured in the second system. To show that  $T$  is linear, we use the principle of equivalence once more. From this principle, it follows that motion under a constant force in one uniformly accelerated system with respect to an inertial system  $K$  is equivalent to motion under a different but constant force in  $K$ . Thus, motion under a constant force in one accelerated system with respect to an inertial system  $K$  will be of the same type in any other system uniformly accelerated with respect to  $K$ . This implies that the map  $T$  preserve straight lines. We restrict ourself to uniformly accelerated systems with relative velocity or p-velocity zero at time  $t = 0$ . By a known theorem in mathematics, maps preserving straight lines and mapping the origin to the origin are linear. Since  $T$  satisfy these conditions, the transformation  $T$  is a *linear map*.

## IDENTIFICATION OF SYMMETRY

To define the symmetry operator between two uniformly accelerated systems, we will use an extension of the principle of relativity, which we will call the *General Principle of Relativity*. This principle, as it was formulated by M. Born (see [3], p. 312), states that the “laws of physics involve only relative positions and motions of bodies. From this it follows that no system of reference may be favored *a priori* as the inertial systems were favored in special relativity.” The principle of relativity from special relativity states that there is no preferred *inertial* system, and, therefore, the notion of rest (zero velocity) is a relative notion. The motions which were common for all inertial systems are the free (constant velocity) motions. From the general principle of relativity, it follows that there is no preference for inertial (zero acceleration) systems. Hence, when considering accelerated systems, we no longer give preference to free motion (zero force) over constant force motion. This makes all uniformly accelerated systems equivalent. The motion

which is common for all accelerated systems is motion under a constant force.

From the general principle of relativity, it is logical to assume that *the transformations between the descriptions of an event in two uniformly accelerated systems depend only on the relative motion between these systems*. Consider now two uniformly accelerated systems  $K_g$  and  $K_0$ , with a constant acceleration  $\mathbf{g}$  between them. Thus, if we define a transformation  $T$  mapping the description of an event in system one to the description of the same event in system two, and if we choose reference frames in such a way that the description of relative motion of system two with respect to system one coincides with the description of relative motion of system one with respect to system two, then the transformation  $T$  will coincide with the transformation  $\tilde{T}$  from system two to one. This implies that  $T$  is a symmetry.

## CHOICE OF REFERENCE FRAMES

Consider now two systems  $K_g$  and  $K_0$ , uniformly accelerated with respect to an inertial system  $K$  with a constant acceleration  $\mathbf{g}$  between them. We assume that at time  $t = 0$  the relative velocity of  $K_0$  with respect to  $K_g$  is zero. We choose space frames and synchronize clocks in each system to describe the p-velocity and time of an event. In order that this transformation will be a symmetry, we have to choose the space axes in such a way that the description of the relative position of system two with respect to system one coincides with the description of the relative position of system one with respect to system two.

We choose the origins of the p-velocity axes  $O$  and  $O'$  to be the same at  $t = 0$  and choose the p-velocity axes reversed, as in Figure 3. We also synchronize the clocks positioned at the origins of the frames at time  $t = 0$ . Note that with this choice of the axes, the acceleration  $\mathbf{g}$  of  $O'$  in  $K_g$  is equal to the acceleration of  $O$  in  $K_0$ , and thus the p-velocity-time transformation problem is fully symmetric with respect to  $K_g$  and  $K_0$ . We will denote this transformation by  $S_{\mathbf{g}}$ , since it is a symmetry and depends only on the acceleration  $\mathbf{g}$  between the systems.

In order to describe the precise meaning of “the system  $K_0$  moves with uniform acceleration  $\mathbf{g}$  with respect to  $K_g$ ,” we consider an event connected to an object which is at rest at  $O'$  at time  $t$ . Since the object is at rest, its p-velocity  $\mathbf{u}' = 0$  in  $K_0$ . The acceleration of system  $K_0$  with respect to  $K_g$  expresses the p-velocity  $\mathbf{u}$  of this object after time  $t$  in  $K_g$ . Thus,

$$\mathbf{u} = \mathbf{g}t. \quad (16)$$

Note that for this description, we used events with p-velocity  $\mathbf{u}' = 0$  (measured in system  $K_0$ ) at different

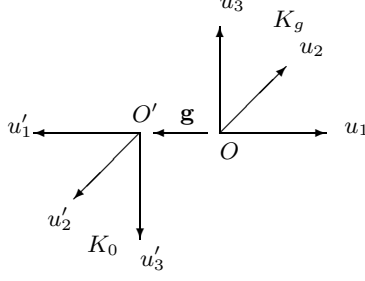


FIG. 3: Two uniformly accelerated systems  $K_0$  and  $K_g$ , where system  $K_0$  moves with acceleration  $\mathbf{g}$  with respect to system  $K_g$ . The space and proper velocity axes are reversed in order to preserve the symmetry following from the general principle of relativity.

times  $t$  in  $K_g$  in order to calculate their p-velocity  $\mathbf{u}$  in  $K_g$ . Thus, p-velocity in system  $K_0$  and time in  $K_g$  served as inputs and p-velocity in  $K_g$  as an output. This corresponds to the hybrid connection discussed in [7].

### CHOICE OF INPUTS AND OUTPUTS

The p-velocity-time transformation  $S_{\mathbf{g}}$  between these frames can be considered as a “two-port linear black box” transformation with two inputs and two outputs. In each system, the time and the p-velocity of an event are the two ports. We choose the inputs to be the scalar  $t$ , the time of the event in  $K_g$ , and the three-dimensional vector  $\mathbf{u}'$  describing the p-velocity of the event in  $K_0$ . Then the outputs are the scalar  $t'$ , the time of the event in  $K_0$ , and the three-dimensional vector  $\mathbf{u}$  describing the p-velocity of the event in  $K_g$ . The linearity of the p-velocity-time transformation  $T$  implies (see [7]) that the transformation  $S_{\mathbf{g}}$  mapping  $\begin{pmatrix} t \\ \mathbf{u}' \end{pmatrix}$  to  $\begin{pmatrix} t' \\ \mathbf{u} \end{pmatrix}$  (uniquely defined by  $T$ ) is also a linear map, and, hence, can be represented by a  $4 \times 4$  matrix.

The four block components of the transformation  $S_{\mathbf{g}}$ , defined by

$$\begin{pmatrix} t' \\ \mathbf{u} \end{pmatrix} = S_{\mathbf{g}} \begin{pmatrix} t \\ \mathbf{u}' \end{pmatrix} = \begin{pmatrix} S_{11} & S_{12} \\ S_{21} & S_{22} \end{pmatrix} \begin{pmatrix} t \\ \mathbf{u}' \end{pmatrix}, \quad (17)$$

will be denoted by  $S_{ij}$ , for  $i, j \in \{1, 2\}$ , as shown in Figure 4.

We explain now the meaning of the four linear maps  $S_{ij}$ . To define the maps  $S_{21}$  and  $S_{11}$ , consider an event that occurs at  $O'$ , corresponding to  $\mathbf{u}' = 0$ , at time  $t$  in  $K_g$ . Then  $S_{21}(t)$  express the p-velocity of this event in  $K_g$ , and  $S_{11}(t)$  expresses the time of this event in  $K_0$ . From (16), it follows that

$$\mathbf{u} = S_{21}(t) = \mathbf{g}t. \quad (18)$$

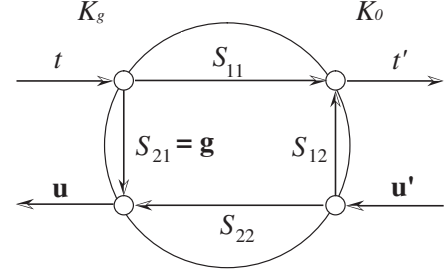


FIG. 4: The hybrid connection for proper velocity-time transformations. The circle represents a black box. The two input ports are the time  $t$  of an event, as measured in system  $K_g$ , and its p-velocity  $\mathbf{u}'$ , as measured in system  $K_0$ . The two output ports are the time  $t'$  of the same event, calculated in system  $K_0$ , and its p-velocity  $\mathbf{u}$ , calculated in  $K_g$ . The linear operators  $S_{ij}$  represent the functional connections between the corresponding ports. For instance, to define the map  $S_{21}$ , we consider an event that occurs at  $O'$ , corresponding to input  $\mathbf{u}' = 0$ , at time  $t$  in  $K_g$ . Then  $S_{21}t$  represent the p-velocity change of this event in  $K_g$  during time  $t$ , which is, by the definition, the relative acceleration  $\mathbf{g}$  of system  $K_0$  with respect to system  $K_g$ .

The map  $S_{11}$  describes the transformation of the time  $t$  in  $K_g$  of an event with p-velocity  $\mathbf{u}' = 0$  (at rest in  $K_0$ ) to its time  $t'$  in  $K_0$ , and it is given by

$$t' = S_{11}(t) = \beta t, \quad (19)$$

for some constant  $\beta$ . The constant  $\beta$  expresses the slow-down of the clocks at rest in  $K_0$  due to its acceleration relative to  $K_g$ . The value of  $\beta$  is related to the well-known *Clock Hypothesis*. Recall that the Clock Hypothesis states that the “rate of an accelerated clock is identical to that of instantaneously comoving inertial clock.” Now the p-velocity of  $K_0$  with respect to  $K_g$  was zero at time  $t = 0$ . Therefore, at time  $t = 0$ , both  $K_0$  and  $K_g$  have the same comoving inertial system. Thus, the clock hypothesis would imply  $\beta = 1$ .

To define the maps  $S_{12}$  and  $S_{22}$ , we will consider an event occurring at time  $t = 0$  in  $K_g$  with p-velocity  $\mathbf{u}'$  measured in  $K_0$ . Then  $S_{12}(\mathbf{u}')$  will be the time of this event in  $K_0$ , and  $S_{22}(\mathbf{u}')$  will be the p-velocity of this event in  $K_g$ . Since  $S_{12}$  is a linear map from  $R^3$  to  $R$ , we have

$$S_{12}(\mathbf{u}') = \langle \mathbf{h} | \mathbf{u}' \rangle = \mathbf{h}^T \cdot \mathbf{u}', \quad (20)$$

for some vector  $\mathbf{h} \in R^3$ .  $S_{12}(\mathbf{u}')$  measures the non-synchronization in  $K_0$  at  $t = 0$  of two clocks, one at rest and one moving with constant p-velocity  $\mathbf{u}'$  in  $K_0$ , where both clocks were synchronized at  $t = 0$  in system  $K_g$ .

Note that since space is isotropic and the configuration of our systems has one unique divergent direction  $\mathbf{g}$ , the vector  $\mathbf{h}$  is collinear to  $\mathbf{g}$ . Thus

$$\mathbf{h} = \kappa \mathbf{g}, \quad (21)$$

for some constant  $\kappa$ . Since the choice of direction of the space coordinate system in the frame is free, the constant  $\kappa$  depends only on  $|\mathbf{g}|$  and not on  $\mathbf{g}$ . From (20) and (21), it follows that this constant has units  $(length/time^2)^{-2}$ .

The map  $S_{22}$  describes the p-velocity difference in  $K_g$  of simultaneous events in  $K_g$  with respect to their p-velocity difference in  $K_0$ , and it is given by

$$S_{22}(\mathbf{u}') = A\mathbf{u}' \quad (22)$$

for some  $3 \times 3$  matrix  $A$ .

## IDENTIFICATION OF THE TRANSFORMATION

Our black box transformation can now be described by a  $4 \times 4$  matrix  $S_{\mathbf{g}}$  with block matrix entries from (18), (19), (20) and (22), as

$$S_{\mathbf{g}} = \begin{pmatrix} \beta & \kappa \mathbf{g}^T \\ \mathbf{g} & A \end{pmatrix}. \quad (23)$$

From the symmetry we have built into the system, it follows that  $S_{\mathbf{g}}^2 = I$ -the identity, implying that  $S_{\mathbf{g}}$  is a symmetry operator. Hence,

$$\begin{pmatrix} \beta & \kappa \mathbf{g}^T \\ \mathbf{g} & A \end{pmatrix} \begin{pmatrix} \beta & \kappa \mathbf{g}^T \\ \mathbf{g} & A \end{pmatrix} = \begin{pmatrix} 1 & \mathbf{0}^T \\ \mathbf{0} & I \end{pmatrix}, \quad (24)$$

where  $I$  is the  $3 \times 3$  identity matrix.

From the multiplication of the first row by the first column we have  $\beta^2 + \kappa|\mathbf{g}|^2 = 1$  and, thus

$$\beta = \sqrt{1 - \kappa|\mathbf{g}|^2}. \quad (25)$$

From the multiplication of the last 3 rows by the last 3 columns we have  $\kappa \mathbf{g} \mathbf{g}^T + A^2 = I$ . Using that  $\mathbf{g} \mathbf{g}^T = |\mathbf{g}|^2 P_{\mathbf{g}}$ , where  $P_{\mathbf{g}}$  denote the orthogonal projection on the direction of  $\mathbf{g}$ , we get  $A^2 = I - \kappa|\mathbf{g}|^2 P_{\mathbf{g}} = \beta^2 P_{\mathbf{g}} - (I - P_{\mathbf{g}})$ . Thus,

$$A = -\beta P_{\mathbf{g}} - (I - P_{\mathbf{g}}). \quad (26)$$

The negative sign is chosen because of the space reversal of axes. Thus, the p-velocity-time transformation between the two frames  $K_g$  and  $K_0$  is

$$\begin{pmatrix} t' \\ \mathbf{u}' \end{pmatrix} = S_{\mathbf{g}} \begin{pmatrix} t \\ \mathbf{u}' \end{pmatrix} = \begin{pmatrix} \beta & \kappa \mathbf{g}^T \\ \mathbf{g} & -\beta P_{\mathbf{g}} - (I - P_{\mathbf{g}}) \end{pmatrix} \begin{pmatrix} t \\ \mathbf{u}' \end{pmatrix}, \quad (27)$$

with  $\beta$  defined by (25).

If we choose  $\mathbf{g} = (g, 0, 0)$  and write  $\mathbf{u} = (u_x, u_y, u_z)$  and  $\mathbf{u}' = (u'_x, u'_y, u'_z)$ , then the above transformation becomes

$$\begin{aligned} t' &= \beta^{-1}(t - \kappa g u_x) \\ u'_x &= \beta^{-1}(g t - u_x) \\ u'_y &= -u_y \\ u'_z &= -u_z, \end{aligned} \quad (28)$$

which is a *Lorentz-type transformation* with p-velocity reversal.

As mentioned above, if we assume the clock hypothesis,  $\beta = 1$  and thus from (25) follow that  $\kappa = 0$  and for small time  $t \ll 1$ , the space - time transformation between comoving systems with parallel (not opposite) space axes will be the identity map. Thus, the transformation  $L_c$ , defined by (14) will be not only a space-time transformation between an inertial system  $K$  and  $K'$ -the comoving system to a uniformly accelerated system  $\tilde{K}$  but also the transformation between  $K$  and  $\tilde{K}$ .

From now on we will consider only the case  $\kappa \neq 0$ .

## CONSERVATION OF P-VELOCITY TIME INTERVAL

As mentioned above, the p-velocity-time transformation between the systems  $K_g$  and  $K_0$  is a symmetry transformation. Such a symmetry is a reflection with respect to the set of the fixed points. We want to determine the events fixed by  $S_{\mathbf{g}}$ , meaning that in both systems the event will have the same coordinates. From (27), it follows that such an event must satisfy

$$\begin{pmatrix} t' \\ \mathbf{u}' \end{pmatrix} = \begin{pmatrix} t \\ \mathbf{u}' \end{pmatrix} = \begin{pmatrix} \beta & \kappa \mathbf{g}^T \\ \mathbf{g} & -\beta P_{\mathbf{g}} - (I - P_{\mathbf{g}}) \end{pmatrix} \begin{pmatrix} t \\ \mathbf{u}' \end{pmatrix}. \quad (29)$$

From this we have

$$\frac{\mathbf{u}'}{t} = \frac{\mathbf{g}}{1 + \beta} = \frac{\mathbf{u}}{t} := \mathbf{w}_1. \quad (30)$$

The meaning of this is that all the events fixed by the transformation  $S_{\mathbf{g}}$  are on a straight line through the origin of the p-velocity-time continuum, corresponding to the motion of an object with constant acceleration  $\mathbf{w}_1$  (see Figure 5) in both frames.

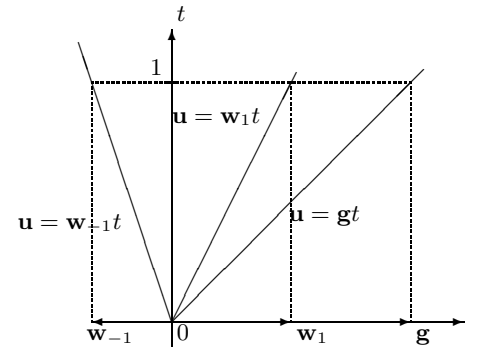


FIG. 5: Eigenspaces of the symmetry.

Let us now find the events represented by  $\begin{pmatrix} t \\ \mathbf{u}' \end{pmatrix}$ , in the plane generated by  $\mathbf{g}$  and the  $t$ -axis, which are the -1 eigenvectors of  $S_{\mathbf{g}}$ . By modifying (29) accordingly, we

get

$$\frac{\mathbf{u}'}{t} = \frac{\mathbf{g}}{\beta - 1} = \frac{\mathbf{u}}{t} := \mathbf{w}_{-1}. \quad (31)$$

The symmetry  $S_{\mathbf{g}}$  becomes an isometry if we introduce an appropriate inner product. Under this inner product, the 1 and -1 eigenvectors of  $S_{\mathbf{g}}$  will be orthogonal. The new inner product is obtained by leaving the inner product of the p-velocity components unchanged and introducing an appropriate weight  $\nu$  for the time component. This change of time scale maps  $t \rightarrow \nu t$  and velocity  $\mathbf{w} \rightarrow \mathbf{w}/\nu$ . Thus  $\mathbf{w}t$  is unchanged. The orthogonality of the eigenvectors means that

$$\left\langle \begin{pmatrix} \nu t \\ \mathbf{w}_1 t \end{pmatrix} \middle| \begin{pmatrix} \nu t \\ \mathbf{w}_{-1} t \end{pmatrix} \right\rangle = t^2(\nu^2 + \langle \mathbf{w}_1 | \mathbf{w}_{-1} \rangle) = 0. \quad (32)$$

By use of (30), (31) and (25), this becomes

$$\nu^2 + \frac{|\mathbf{g}|^2}{(1 + \beta)(\beta - 1)} = \nu^2 - \frac{1}{\kappa} = 0. \quad (33)$$

If  $\kappa > 0$ , this implies that

$$\nu = \frac{1}{\sqrt{\kappa}}. \quad (34)$$

The value  $\nu$  has units of acceleration. From the fact that  $S_{\mathbf{g}}$  is an isometry with respect to the inner product with weight  $\nu$ , we have

$$(\nu t)^2 + |\mathbf{u}'|^2 = (\nu t')^2 + |\mathbf{u}|^2, \quad (35)$$

or, equivalently,

$$(\nu t')^2 - |\mathbf{u}'|^2 = (\nu t)^2 - |\mathbf{u}|^2. \quad (36)$$

The previous equation implies that our p-velocity-time transformation from  $K_g$  to  $K_0$  conserves the interval

$$d\tilde{s}^2 = (\nu dt)^2 - |d\mathbf{u}|^2, \quad (37)$$

with  $\nu$  defined by (34) and thus is a Lorentz-type transformations.

If  $\kappa = 0$ , which correspond the assumption of the Clock Hypothesis, from (25) we have  $\beta = 1$  and the p-velocity-time transformations (28) become Galilean. Thus, with the Clock Hypothesis assumption, the space-time transformations (14) from the inertial system  $K$  to a comoving system  $K'$  coincide with the space-time transformations from  $K$  to the uniformly accelerated system  $\tilde{K}$ .

The case  $\kappa < 0$  is excluded by an argument, similar to the one used in [7], section 1.3.2.

### THE BALL OF RELATIVISTICALLY ADMISSIBLE ACCELERATIONS $D_a$

Note that the zero-interval world-lines are transformed by these transformations to zero-interval lines. The zero-interval world-lines correspond to motion with uniform

(unique) acceleration  $\nu$ . Thus, for two systems  $K_g$  and  $K_0$  with  $\kappa > 0$ , the acceleration  $\nu$  defined by (34) is conserved. Obviously, the cone  $d\tilde{s}^2 > 0$  is preserved under the p-velocity-time transformation. By use of an argument similar to the one in [7], section 1.2.2, it can be shown that  $\kappa = h_g$  is independent of the relative acceleration  $\mathbf{g}$  between the frames  $K_g$  and  $K_0$ . Thus, there is a universal constant

$$a_M = 1/\sqrt{\kappa} \text{ which is the maximal acceleration.} \quad (38)$$

With this maximal acceleration, the constant  $\kappa = 1/a_M^2$  and the p-velocity-time transformations (28) become

$$\begin{aligned} t' &= \beta^{-1} \left( t - \frac{g u_x}{a_M^2} \right) \\ u'_x &= \beta^{-1} (g t - u_x) \\ u'_y &= -u_y \\ u'_z &= -u_z, \end{aligned} \quad (39)$$

with  $\beta = \sqrt{1 - \frac{|\mathbf{g}|^2}{a_M^2}}$ .

We denote by  $D_a$  the ball of all relativistically admissible accelerations, that is,

$$D_a = \{\mathbf{a} \in R^3 : |\mathbf{a}| < a_M\}. \quad (40)$$

The ideas used in the previous sections for the ball of relativistically admissible velocities can now be applied to obtain a new acceleration-addition formula (similar to Einstein velocity addition)

$$\mathbf{a}_1 \oplus \mathbf{a}_2 = \mathbf{a}_1 + (\beta^2 P_{\mathbf{v}} + \beta(I - P_{\mathbf{v}})) \frac{\mathbf{a}_2}{1 + \langle \mathbf{a}_1 | \mathbf{a}_2 \rangle / a_M^2}, \quad (41)$$

with  $\beta = \sqrt{1 - |\mathbf{a}_1|^2 / a_M^2}$ . This map defines a projective symmetry making the ball  $D_a$  into a *bounded symmetric domain* with respect to  $\text{Aut}_p(D_a)$  - the Lie group of projective automorphisms of  $D_a$ .

The following problem remains open:

**Problem:** Determine the value of the unknown constant  $\kappa$  for the proper velocity-time transformation between uniformly accelerated systems.

The existence of a maximal acceleration follows also from Born's reciprocity principle, which states [3] that the laws of nature are symmetric with respect to space and momentum. Caianiello's model [4] supports also Born's reciprocity principle. We think that "momentum" should be replaced by "proper velocity" in Born's reciprocity principle. The Muon Storage Ring experiment (see [1] and [6]) implies [25] that the constant  $\kappa < 1.6 \cdot 10^{-39} (s^2/m)^2$ , which is indeed close to zero. From Caianiello's model, the estimate of the maximal acceleration in Scarpetta [26] is  $\kappa = 0.4 \cdot 10^{-103} (s^2/m)^2$ .



# SPACE-TIME TRANSFORMATIONS TO A UNIFORMLY ACCELERATED SYSTEM WITHOUT CLOCK HYPOTHESIS

As we have shown, if the Clock Hypothesis is not valid, there exist a unique maximal acceleration. Then from (19) and (25), it follows that

$$\tilde{t} = \sqrt{1 - \frac{|\mathbf{g}|^2}{a_M^2}} t. \quad (42)$$

This equation was called the *modified Clock hypothesis* by Shuller [25]. It shows that the dependence of the rate of an accelerated clock is due to its *acceleration* as well as its velocity. We can now derive the time  $\tilde{t}$  of the clock positioned in the origin  $\tilde{O}$  of system  $\tilde{K}$  which has constant proper acceleration  $g$  with respect to an inertial system  $K$  at time  $t_0$  in  $K$ . This is done by modifying the formula (6). The modification is by adding the dependence of the rate due the acceleration. By applying first (42) for the time transformation between  $\tilde{K}$  and  $K'$  and then (4) between  $K'$  and  $K$  we get:

$$d\tilde{t} = \sqrt{1 - \frac{|\mathbf{g}|^2}{a_M^2}} dt' = \sqrt{1 - \frac{|\mathbf{g}|^2}{a_M^2}} \gamma^{-1}(\mathbf{v}(t)) dt. \quad (43)$$

Thus

$$\begin{aligned} \tilde{t}(t_0) &= \int_0^{t_0} d\tilde{t} = \sqrt{1 - \frac{|\mathbf{g}|^2}{a_M^2}} \int_0^{t_0} \frac{dt}{\sqrt{1 + (gt)^2/c^2}} \\ &= \sqrt{1 - \frac{|\mathbf{g}|^2}{a_M^2}} \frac{c}{g} \sinh^{-1}\left(\frac{gt}{c}\right)^2. \end{aligned} \quad (44)$$

At this point we do not know how to put together the transformation to the system comoving to the uniformly accelerated and the transformation between comoving and the accelerated one, since they use different presentations. But we can do this for any given world-line  $(t, \mathbf{r}(t))$  in  $K$  by the following algorithm:

**Algorithm:** *Step 1.* Use transformations (14) to obtain a world-line  $(t', \mathbf{r}'(t'))$  in the comoving frame  $K'$ .

*Step 2.* Translate this world line  $(t', \mathbf{r}'(t'))$  from space-time representation to a world-line  $(t', \mathbf{u}'(t'))$  in the p-velocity-time representation in  $K'$  by calculating first  $\mathbf{v}'(t) = \frac{d\mathbf{r}'(t')}{dt'}$  and the use (1) to calculate  $\mathbf{u}'(t)$ .

*Step 3.* Use transformation (39) to obtain world-line  $(\tilde{t}, \tilde{\mathbf{u}}(t))$  in the p-velocity-time representation in  $\tilde{K}$ . Finally,

*Step 4.* By formula

$$\mathbf{r}(t) = \int_0^t \mathbf{v}(\lambda) d\lambda = \int_0^t \frac{\mathbf{u}(\lambda) d\lambda}{\sqrt{1 + |\mathbf{u}(\lambda)|^2/c^2}} \quad (45)$$

similar to (45), obtain a world-line  $(\tilde{t}, \tilde{\mathbf{r}}(t))$  in the space-time representation in  $\tilde{K}$  corresponding to the world-line  $(t, \mathbf{r}(t))$  in  $K$ .

## DISCUSSION

Motivated by the Equivalence Principle, we introduced the notion of uniformly (proper) accelerated system with respect to an inertial system and calculated the possible transformations from the inertial system to accelerated one in our sense. We have seen that the General Principle of Relativity allow two possible transformations. The first one is obtained by assuming the clock hypothesis and lead to Galilean type transformation on the p-velocity-time representation. In this case we obtained (14) explicit formulas for the space-time transformations. The other one lead to Lorentz type transformation (39) on the p-velocity-time representation and to the existence of a *unique* maximal acceleration. In this case we developed an algorithm for transforming any world-line from the inertial system to the uniformly accelerated one.

It should be noted that our notion a uniformly accelerated system  $\tilde{K}$  with respect to an inertial system  $K$  is dependent on the inertial system. The system  $\tilde{K}$  will not be uniformly accelerated with respect to another inertial system  $K_2$ . This follows from the following argument. By the Equivalence Principle, the motion in  $\tilde{K}$  is like a motion in  $K$  with a constant uniform gravitation field, which is equivalent to the motion of a charge in a uniform electric field. But a uniform electric field in  $K$  is equivalent to a a uniform electro-magnetic field in  $K_2$  with non-zero magnetic part. For example, if the system  $K_2$  was boosted in the direction of the acceleration of  $\tilde{K}$ , which correspond to occurrence of a magnetic field in the same direction, then the system  $\tilde{K}$  will be not only accelerating, but also rotating with respect to the direction of acceleration. So, with respect to  $K_2$  the system  $\tilde{K}$  is uniformly accelerated and *rotating*, as a result of the magnetic field.

There are two ways to extend the results of this paper. The first way is to extend the use the General Principle of Relativity both uniformly accelerated and rotating systems. This could be done by use of the technique developed in [10] for description of motion of a charge in a uniform electro-magnetic field. The second way is to consider a fiber bundle with the base consisting of inertial frames and fibres uniformly accelerated frames with respect to the frame in the base. Then to extent the transformations to this fibre bundle.

If the maximal acceleration exists, the possible observational consequences will be: as indicated by Caianiello [4], compete collapse of attracting particles will be forbidden, Feoli *et al* [11] calculated the first-order correction to the classical electrodynamics of a paricle in an external electromagnetic field, Lambiase *et al* [17] calculated the correction to the Lamb shift of hydrogen, deuterium and  $He^+$ , Lambiase *et al* [16] estimated the upper limit on the mass of the Higgs boson, Chen *et al* [5] calculated the effect of maximal acceleration on the time evolution

of helicity and chirality of spin (1/2) particles and its effect on the cooling of supernova and baryogenesis in the early Universe, Papini [20] applied maximal acceleration to compact stars.

We want to thank Dr. Arkadiusz Jadczyk for helpful remarks.

- 
- [1] J. Bailey, *Nature* 268 (1977) 301.
  - [2] H. Bateman, *Proc. London Math. Soc.* 8 (1910) 223.
  - [3] M. Born, *Einstein's Theory of Relativity* ( Dover Publications, New York, 1965).
  - [4] E. R. Caianiello, *Lettere al Nuovo Cimento* 32 (1981) 65.
  - [5] C. X. Chen, G. Papini, N. Mobed, G. Lambiase, G. Scarpetta, *Nuovo Cimento* 114B (1999) 1335.
  - [6] A. M. Eisele, *Helvetica Physica Acta* 60 (1987) 1024.
  - [7] Y. Friedman, *Homogeneous balls and their Physical Applications* (Birkhäuser, Boston, 2004).
  - [8] Y. Friedman, Yu. Gofman, *Found. Phys.* 32 (2002) 1717.
  - [9] Y. Friedman, Yu. Gofman, in *Gravitation, Cosmology and Relativistic Astrophysics, A Collection of Papers* (Kharkov National University, Kharkov, Ukraine, 2004), 102.
  - [10] Y. Friedman, M. Semon, *Phys. Rev. E* 72 (2005), 026603.
  - [11] A. Feoli, G. Lambiase, G. Papini, G. Scarpetta, *Nuovo Cimento* 112 (1997) 913.
  - [12] T. Fulton, F. Rohrlich, L. Witten, *Rev. Mod. Phys.* 34 (1962) 442.
  - [13] T. Fulton, F. Rohrlich, L. Witten, *Nuovo Cimento* 26 (1962) 652.
  - [14] E. Gunningham, *Proc. London Math. Soc.* 8 (1909) 77.
  - [15] A. A. Ketsaris, [arxiv/physics/9907037](https://arxiv.org/abs/physics/9907037).
  - [16] G. Lambiase, G. Papini, G. Scarpetta, *Nuovo Cimento* 114 (1999) 189.
  - [17] G. Lambiase, G. Papini, G. Scarpetta, *Physics Letters A* 244 (1998) 349.
  - [18] S.R. Mainwaring, G.E. Stedman, *Phys. Rev. A* 47 (1993) 3611.
  - [19] C. Moler, *The theory of relativity*, (Clarendon press, Oxford 1972).
  - [20] G. Papini, [arxiv/gr-qc/0211011](https://arxiv.org/abs/gr-qc/0211011).
  - [21] G. Papini, G. Scarpetta, V. Bozza, A. Feoli, G. Lambiase, *Phys. Lett. A* 300 (2002) 603.
  - [22] M. Pardy, [arxiv/gr-qc/0302007](https://arxiv.org/abs/gr-qc/0302007).
  - [23] W. Pauli, *Theory of Relativity* (Pergamon Press, London, 1958).
  - [24] W. Rindler, *Essential Relativity, Special, General, and Cosmological*, (Springer-Verlag, New-York, 1977).
  - [25] F. P. Schuller, *Ann. Phys.* 299 (2002) 174.
  - [26] G. Scarpetta, *Lett. Nuovo Cimento* 41 (1984) 51.