

Weak ‘Antigravity’ Fields in General Relativity

F. S. Felber
Physics Division
Starmark, Inc., P. O. Box 270710, San Diego, CA 92198

Abstract

Within the weak-field approximation of general relativity, new exact solutions are derived for the gravitational field of a mass moving with arbitrary velocity and acceleration. Owing to an inertial-pushing effect, a mass having a constant velocity greater than $3^{-1/2}$ times the speed of light gravitationally repels other masses at rest within a narrow cone. At high Lorentz factors ($\gamma \gg 1$), the force of repulsion in the forward direction is about $-8\gamma^5$ times the Newtonian force, offering opportunities for laboratory tests of gravity at extreme velocities.

PACS Numbers: 04.20.Jb, 04.25.-g, 04.25.-g

This paper calculates in the weak-field approximation of general relativity the retarded gravitational field in conventional 3-vector notation of a particle mass having any arbitrary motion. Earlier calculations [1–5] of the gravitational fields of arbitrarily moving particles were done only to first order in $\beta = \mathbf{u}/c$, the ratio of source velocity to the speed of light. Because the affine connection is *non-positive-definite*, a “general prediction” has been made that general relativity could admit a repulsive force at relativistic speeds [6]. But since the repulsive-force terms are second-order and higher in β , this ‘antigravity’ has not previously been found by this or any other approach.

For example, an alternative approach to calculating the gravitational effects of a relativistic source is to transform to the rest frame of the source, and then calculate the velocity and acceleration of a test particle in the static field of the source, using the geodesic equation. Owing to extensive coupling of the velocity components at high velocities, however, even in a weak static field, the geodesic equation has only been solved [1–5] for a *nonrelativistic* test particle in the *slow-velocity* limit of arbitrary motion. In this slow-velocity limit, the field at a moving test particle has terms that look like the Lorentz field of electromagnetism, called the ‘gravitomagnetic’ or ‘gravimagnetic’ field [3–5]. Harris [3] derived the *nonrelativistic* equations of motion of a moving test particle in a dynamic field, but only the dynamic field of a *slow-velocity* source.

When the relativistically exact calculation is done exactly for any source velocity, the gravitational field is found to exhibit interesting dependences on source velocity and acceleration. In particular, when β exceeds $3^{-1/2}$, the radial component of the gravitational field of a constant-velocity mass reverses direction within a narrow cone and repels particles at rest within the cone. The half-angle of this ‘antigravity beam’ depends on β , but never exceeds 23.844 degrees.

An exact solution of the field of a relativistic mass is the Kerr solution [1,4,7], which is the exact *stationary* solution for a rotationally symmetric rotating mass. Although time-independent, the Kerr field exhibits an inertial-frame-dragging effect [1] similar to that responsible for gravitational repulsion at relativistic velocities, namely, a force in the direction of the moving mass. The inertial-dragging force can dominate the radial force of attraction, even near a black hole. Inside the so-called ‘static limit’ surface of a spinning black hole, an observer can theoretically halt his descent into the black hole, but cannot halt his angular motion induced by inertial-frame dragging [1].

Kopeikin and Schäfer [8] recognized that solving for the *dynamic* field of a relativistic particle in arbitrary motion requires a Liénard-Wiechert “retarded solution” approach. By using the retarded Green’s function to solve the linearized field equations in the weak-field approximation, they calculated the exact “retarded Liénard-Wiechert tensor potential” of a relativistic particle of rest mass m_0 [8],

$$h_{\mu\nu}(\mathbf{r}, t) = \frac{-4Gm_0}{c} \int \frac{S_{\mu\nu}(t')}{\gamma(t')R(t')} \delta\left(t' + \frac{R(t')}{c} - t\right) dt' = \frac{-4Gm_0}{c^4} \left\{ \frac{S_{\mu\nu}}{\gamma\kappa R} \right\}_{\text{ret}}. \quad (1)$$

In the weak-field approximation used in Eq. (1), the metric tensor was linearized as $g_{\mu\nu} = \eta_{\mu\nu} + h_{\mu\nu}$, where $\eta_{\mu\nu}$ is the Lorentz metric; $S_{\mu\nu} \equiv u_\mu u_\nu - c^2 \eta_{\mu\nu} / 2$ is a source tensor, with pressure and internal energy neglected; $u_\mu = \gamma(c, \mathbf{u})$ is the 4-velocity of the source; \mathbf{u} is the 3-velocity; $\gamma = (1 - \beta^2)^{-1/2}$ is the Lorentz (relativistic) factor; $\mathbf{R} = \mathbf{r} - \mathbf{r}'$ is the displacement vector from the source position $\mathbf{r}'(t')$ to the observation point $\mathbf{r}(t)$; $\mathbf{n} = \mathbf{R} / R$ is a unit vector; the delta function provides the retarded behavior required by causality; the factor $\kappa \equiv 1 - \mathbf{n} \cdot \mathbf{u} / c$ is the derivative with respect to t' of the argument of the delta function, $t' + [R(t')/c] - t$; and the quantity in brackets $\{ \}_{\text{ret}}$ is to be evaluated at the retarded time $t' = t - R(t')/c$.

Equation (1) is the starting point in this paper for the exact calculation of the gravitational field of a relativistic particle from the tensor potential. In the weak-field approximation, the retarded tensor potential of Eq. (1) is exact, even for relativistic velocities of the source. And since the tensor potential is linear, the field to be derived from it in this paper is easily generalized to ensembles of particles and to continuous source distributions. A treatment of post-linear corrections to the Liénard-Wiechert potentials in [8] is given in [9] and references therein.

To derive an exact expression for the gravitational field from Eq. (1) by the Liénard-Wiechert formalism [10], we define a ‘scalar potential,’

$$\Phi(\mathbf{r}, t) \equiv \frac{c^2 h_{00}}{2} = -Gm_0 \int \frac{\alpha(t')}{R(t')} \delta\left(t' + \frac{R(t')}{c} - t\right) dt' \quad , \quad (2)$$

and a ‘vector potential’ having components,

$$A^i(\mathbf{r}, t) \equiv c^2 h_0^i = -4Gm_0 \int \frac{\gamma(t')\beta^i(t')}{R(t')} \delta\left(t' + \frac{R(t')}{c} - t\right) dt' \quad , \quad (3)$$

where $\alpha \equiv 2\gamma - 1/\gamma$, and $i = 1, 2, 3$. Then from the geodesic equation, the equation of motion of a test particle *instantaneously at rest* at (\mathbf{r}, t) in a weak field is

$$\frac{d^2 \mathbf{r}}{dt^2} = -\nabla \Phi(\mathbf{r}, t) - \frac{1}{c} \frac{\partial \mathbf{A}(\mathbf{r}, t)}{\partial t} . \quad (4)$$

Since the gradient operation in Eq. (4) is equivalent to $\nabla \rightarrow \mathbf{n} \partial / \partial R$, the contribution of the ‘scalar potential’ to the gravitational field can be written as

$$-\nabla \Phi = -Gm_0 \int \left[\frac{\alpha \mathbf{n}}{R^2} \delta \left(t' + \frac{R(t')}{c} - t \right) - \frac{\alpha \mathbf{n}}{cR} \delta' \left(t' + \frac{R(t')}{c} - t \right) \right] dt' . \quad (5)$$

The contribution of the ‘vector potential’ is

$$-\frac{1}{c} \frac{\partial \mathbf{A}}{\partial t} = \frac{-4Gm_0}{c} \int \frac{\gamma \boldsymbol{\beta}}{R} \delta' \left(t' + \frac{R(t')}{c} - t \right) dt' . \quad (6)$$

The primes on the delta functions mean differentiation with respect to their arguments. If the variable of integration is changed to $f(t') = t' + R(t')/c$, then integrating by parts on the derivative of the delta function, and combining Eqs. (4) to (6) gives

$$\mathbf{g}(\mathbf{r}, t) = -Gm_0 \left\{ \frac{\alpha \mathbf{n}}{\kappa R^2} + \frac{1}{c\kappa} \frac{d}{dt'} \left(\frac{\alpha \mathbf{n} - 4\gamma \boldsymbol{\beta}}{\kappa R} \right) \right\}_{\text{ret}} . \quad (7)$$

To calculate the time derivatives in Eq. (7), the following relations from [10] are used,

$$\frac{1}{c} \frac{d\mathbf{n}}{dt'} = \frac{\mathbf{n} \times (\mathbf{n} \times \boldsymbol{\beta})}{R} = \frac{(\mathbf{n} \cdot \boldsymbol{\beta})\mathbf{n} - \boldsymbol{\beta}}{R} , \quad (8)$$

$$\frac{1}{c} \frac{d(\kappa R)}{dt'} = \beta^2 - \mathbf{n} \cdot \dot{\boldsymbol{\beta}} - \frac{R(\mathbf{n} \cdot \dot{\boldsymbol{\beta}})}{c} , \quad (9)$$

where an overdot denotes differentiation with respect to t' . Applying these relations, Eqs. (8) and (9), to Eq. (7) gives the relativistically exact (weak) retarded gravitational field of a moving source on a test particle instantaneously at rest at (\mathbf{r}, t) as

$$\begin{aligned} \mathbf{g}(\mathbf{r}, t) = -Gm_0 \left\{ \frac{(\alpha/\gamma^2)\mathbf{n} + [(2\gamma + 1/\gamma)\kappa - 4/\gamma]\boldsymbol{\beta}}{\kappa^3 R^2} \right. \\ \left. + \frac{(\mathbf{n} \cdot \dot{\boldsymbol{\beta}})(\alpha \mathbf{n} - 4\gamma \boldsymbol{\beta}) + \kappa(\dot{\alpha} \mathbf{n} - 4\dot{\gamma} \boldsymbol{\beta} - 4\gamma \dot{\boldsymbol{\beta}})}{c\kappa^3 R} \right\}_{\text{ret}} . \end{aligned} \quad (10)$$

Just as does the retarded electric field of a point charge [10], the retarded gravitational field divides itself naturally into a ‘velocity field,’ which is independent of acceleration and which varies as R^{-2} , and an ‘acceleration field,’ which depends linearly on $\dot{\boldsymbol{\beta}}$ and which varies as R^{-1} . The radial component of the electric ‘velocity field’ never changes sign. The radial component of the gravitational ‘velocity field,’ on the other hand, is largely responsible for the inertial-pushing effect that repels masses within a narrow cone at sufficiently high source velocity.

Equation (10) is the gravitational field that would be measured by a test particle at rest at (\mathbf{r}, t) . If the test particle moves with velocity \mathbf{v} , then the gravitational field measured by the moving test particle has additional ‘gravimagnetic’ terms. The following calculations apply in the rest frame of the test particle and use the impulse approximation, which has the test particle remaining at rest during the time the gravitational field of the moving particle acts upon it. (Any difference in fields caused by motion induced in the test particle by the source is of the same order as terms that have already been neglected in the weak-field approximation.)

A particle of mass m_0 moving with constant velocity $\beta_0 c$ at impact parameter b with respect to a test particle at rest at (\mathbf{r}, t) , as shown in Fig. 1, produces a gravitational field at the test particle with a radial component,

$$g_R = \mathbf{g}_0 \cdot \mathbf{n} = -Gm_0 \left\{ \frac{1 - \beta_0^4 - [1 - 3\beta_0^2 + (3 - \beta_0^2)\beta_0 \cos \theta] \beta_0 \cos \theta}{(1 - \beta_0^2)^{1/2} (1 - \beta_0 \cos \theta)^3 R^2} \right\}_{\text{ret}}. \quad (11)$$

This radial component is plotted in Fig. 2 for several values of the polar angle θ defined in Fig. 1. Figure 2 shows that for sufficiently narrow polar angles θ , and for sufficiently high β_0 , g_R reverses direction and repels stationary particles.

Figure 3 shows as a function of β_0 the critical polar angle,

$$\theta_c = \cos^{-1} \left[\frac{3\beta_0^2 - 1 + (13 - 10\beta_0^2 - 3\beta_0^4 + 4\beta_0^6)^{1/2}}{2\beta_0(3 - \beta_0^2)} \right], \quad (12)$$

inside which g_R repels stationary masses, instead of attracting them. Analysis of Eq. (12) shows that $\beta_0 > 3^{-1/2}$ and either $\theta < 23.844 \text{ deg}$ or $\theta > 180 - 23.844 \text{ deg}$ are both necessary conditions for gravitational repulsion of stationary masses by a particle having constant velocity.

If a mass m_0 approaching a stationary test particle at a speed greater than $3^{-1/2} c$ repels the test particle, then a stationary mass M should also decelerate a test particle that approaches it at a speed greater than $3^{-1/2} c$. In the Schwarzschild field of a stationary mass M , the exact equation of motion of a test particle having purely radial motion (zero impact parameter) is

$$\frac{d^2 R}{dt^2} = -\frac{GM}{R^2} \left[\psi - \frac{3}{\psi c^2} \left(\frac{dR}{dt} \right)^2 \right], \quad (13)$$

where $\psi(R) \equiv g_{00} = 1 - 2GM/Rc^2$. In the weak-field approximation, $\psi \approx 1$, and a test particle approaching the stationary mass M at a speed greater than $3^{-1/2} c$ is decelerated.

For $\gamma \gg 1$, Eq. (11) shows that $g_R \approx -8\gamma^5 g_N$ in the forward direction ($\theta = 0$), where $g_N = -Gm_0/\{R^2\}_{\text{ret}}$ is the Newtonian field. For $\gamma \gg 1$, the repulsive field in the backward direction ($\theta = \pi$), $g_R \approx -(\gamma/2)g_N$, is much weaker. At extreme relativistic velocities, such as are attained in particle accelerators and storage rings, the repulsive gravitational field of particle

bunches in their forward direction can be many orders of magnitude greater than the Newtonian field.

In the impulse approximation, Eq. (10) can be integrated to find the total transverse specific impulse,

$$I_y = \int_{-\infty}^{+\infty} \mathbf{g}_0 \cdot \hat{\mathbf{y}} dt = (1 + \beta_0^2) \gamma^3 I_N, \quad (14)$$

and the total longitudinal specific impulse,

$$I_z = \int_{-\infty}^{+\infty} \mathbf{g}_0 \cdot \hat{\mathbf{z}} dt = -(\pi \beta_0 / 4) (1 - 3\beta_0^2) \gamma^4 I_N, \quad (15)$$

delivered to a stationary test particle at (\mathbf{r}, t) by the mass shown in Fig. 1 moving at constant velocity from $z' = -\infty$ to $z' = +\infty$. Here, $\hat{\mathbf{y}}$ and $\hat{\mathbf{z}}$ are unit vectors in the y and z directions, and $I_N = 2Gm_0 / bc\beta_0$ is the Newtonian total (transverse) specific impulse delivered by the moving mass. (The Newtonian longitudinal impulse is zero by symmetry.)

From Eqs. (14) and (15), Fig. 4 shows the components of total specific impulse delivered by a source with constant velocity as a function of β_0 . The transverse impulse is always in the same direction as the Newtonian impulse. But the longitudinal impulse is in the $-z$ direction for $\beta_0 < 3^{-1/2}$ and in the $+z$ direction for $\beta_0 > 3^{-1/2}$. For $\gamma \gg 1$, the components of total specific impulse are $I_y \approx 2\gamma^3 I_N$ and $I_z \approx (\pi/2) \gamma^4 I_N$.

The strong dependence of longitudinal impulse on γ offers opportunities for laboratory tests of gravity at relativistic velocities. Several methods should be able to provide accurate impulse measurements for the purpose of testing general relativity and discriminating among competing theories of gravity.

For example, as suggested in [2], the periodic impulses delivered by a proton bunch circulating in a storage ring could be measured by a detector, resonant at the circulating frequency. Comparing the phase of the longitudinal pressure wave in the detector to the phase of the proton bunch can give direct evidence of gravitational repulsion.

For maximum effect, the resonant detector should be positioned in the plane of the proton ring at a distance b as close as practical to the ring, so that the ‘antigravity beam’ sweeps across the detector at the closest range. For $\gamma \gg 1$, the half-angle of the ‘antigravity beam’ is $\theta_c \approx 1/\gamma$. In this configuration, as the ‘antigravity beam’ sweeps across its face, the specific impulse delivered to the detector is $I_R \approx \pi Gm_0 \gamma^4 / bc$.

For estimating impulse, we use the same storage-ring characteristics used in [2], which resemble those of the Fermilab Tevatron. A 10-A, $\gamma \approx 10^3$ proton current circulating at about 55 kHz and at a closest distance from the detector of $b \approx 10$ cm, delivers a specific impulse of $I_R \approx 1 \times 10^{-15}$ cm/s to the crystal at 55 kHz. If the mass areal density of the detector is about 30

g/cm^2 , then the root-mean-square pressure on it is about $8 \times 10^{-10} \text{ dyn/cm}^2$ at 55 kHz. Depending on how much the protons are bunched, rather than sinusoidally distributed, signals should be detectable by detectors resonant at the odd harmonics (165 kHz, 275 kHz, etc.), as well. Because the impulse scales for $\gamma \gg 1$ as γ^4 , rather than γ , the impulse and pressure estimated for this storage ring are many orders of magnitude higher than supposed in [2].

This paper derived the exact gravitational field in the weak-field approximation of a particle having any velocity and acceleration. The exact solution bears out the “general prediction” [6] that general relativity might admit repulsive forces at high velocities. Particles with constant velocity greater than $3^{-1/2}c$ repel stationary masses within a narrow ‘antigravity beam.’ At high Lorentz factors ($\gamma \gg 1$), the force of repulsion in the forward direction is about $-8\gamma^5$ times the Newtonian force, and the total longitudinal impulse delivered to a stationary mass by a particle at constant velocity is about $(\pi/2)\gamma^4$ times the Newtonian (transverse) impulse. This strong scaling of impulse with γ should make tests of relativistic gravity much less difficult than earlier imagined [2].

Although outside the scope of this paper, the new solutions, and particularly the ‘acceleration field’ in Eq. (10), should also add to our understanding of how inertia is already embodied in the gravitational field equations of general relativity, and add to our understanding of cosmological models.

References

1. C.W. Misner, K.S. Thorne, and J.A. Wheeler, *Gravitation* (W.H. Freeman & Co., San Francisco, 1973).
2. V. B. Braginsky, C. M. Caves, and K. S. Thorne, *Phys. Rev. D* **15**, 2047 (1977).
3. E. G. Harris, *Am. J. Phys.* **59**, 421 (1991).
4. H. Ohanian and R. Ruffini, *Gravitation and Spacetime*, 2nd Ed. (W. W. Norton & Co., NY, 1994).
5. I. Ciufolini and J. A. Wheeler, *Gravitation and Inertia* (Princeton University Press, Princeton, 1995).
6. M. Sachs in *Mach’s Principle and the Origin of Inertia*, edited by M. Sachs and A. R. Roy (C. Roy Keys, Montreal, Canada, 2003).
7. R. P. Kerr, *Phys. Rev. Lett.* **11**, 237 (1963); R. H. Boyer and R. W. Lindquist, *J. Math. Phys.* **8**, 265 (1967).
8. S. M. Kopeikin and G. Schäfer, *Phys. Rev. D* **60**, 124002 (1999).
9. S. J. Kovács, Jr. and K. S. Thorne, *Astrophys. J.* **217**, 252 (1977); S. J. Kovács, Jr. and K. S. Thorne, *Astrophys. J.* **224**, 62 (1978).
10. J. D. Jackson, *Classical Electrodynamics* (John Wiley & Sons, NY, 1962); *Classical Electrodynamics*, 2nd Ed. (John Wiley & Sons, NY, 1975).

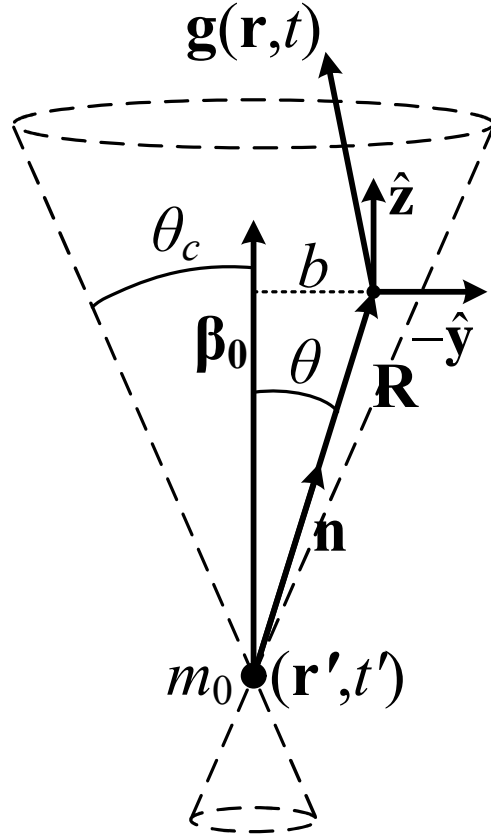


Figure 1. Configuration of mass m_0 moving with constant β_0 and repelling a test particle at rest at (\mathbf{r}, t) , impact parameter b , and polar angle θ within critical half-angle θ_c of forward cone.

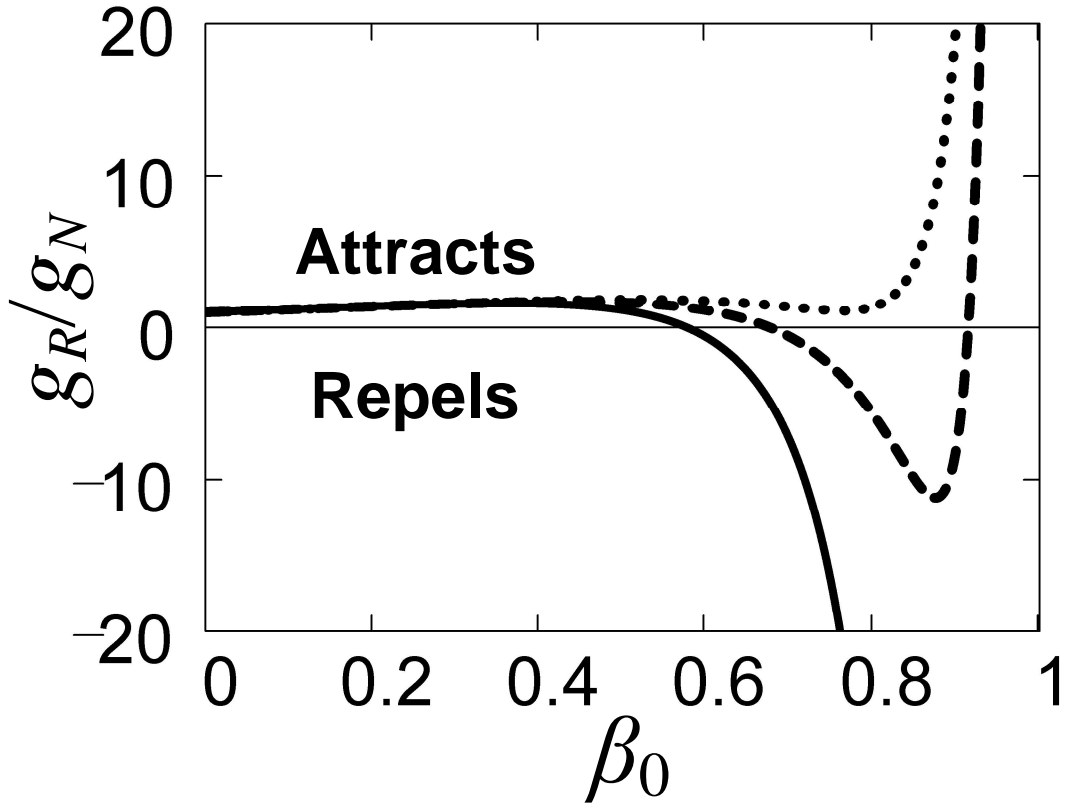


Figure 2. Radial component of gravitational field normalized to Newtonian field, g_R/g_N , vs. constant β_0 of source at polar angles θ of 0 deg (solid), 20 deg (dashed), 25 deg (dotted).

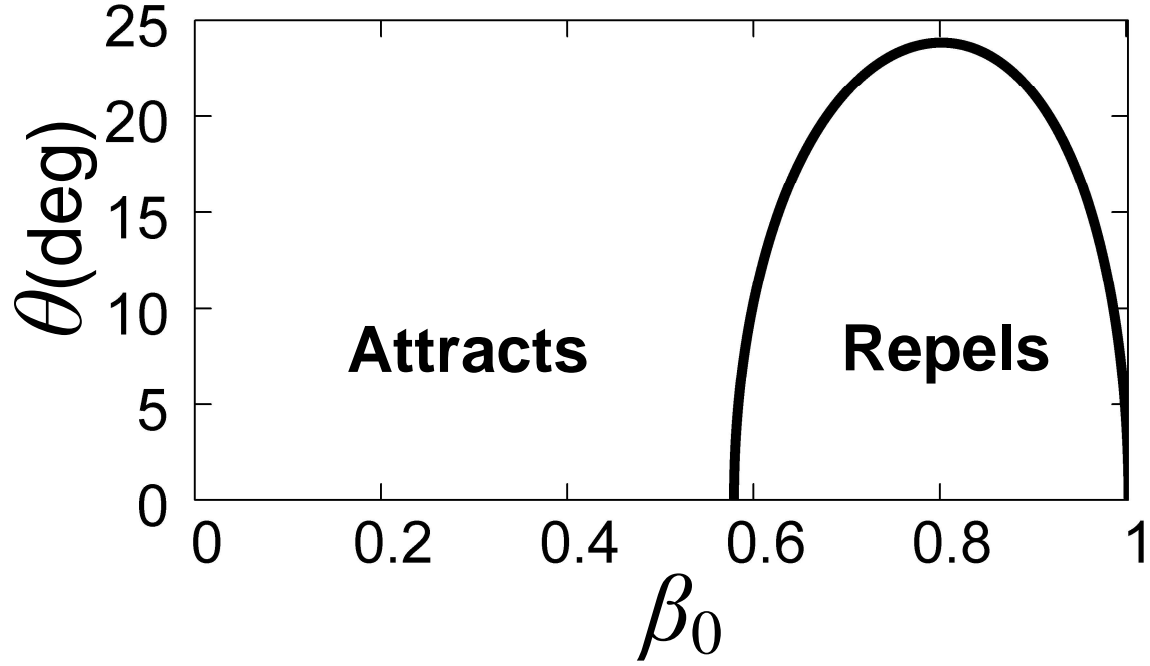


Figure 3. Critical half-angle θ_c (deg) of forward cone, within which radial field g_R of source repels stationary masses, vs. constant β_0 of source.

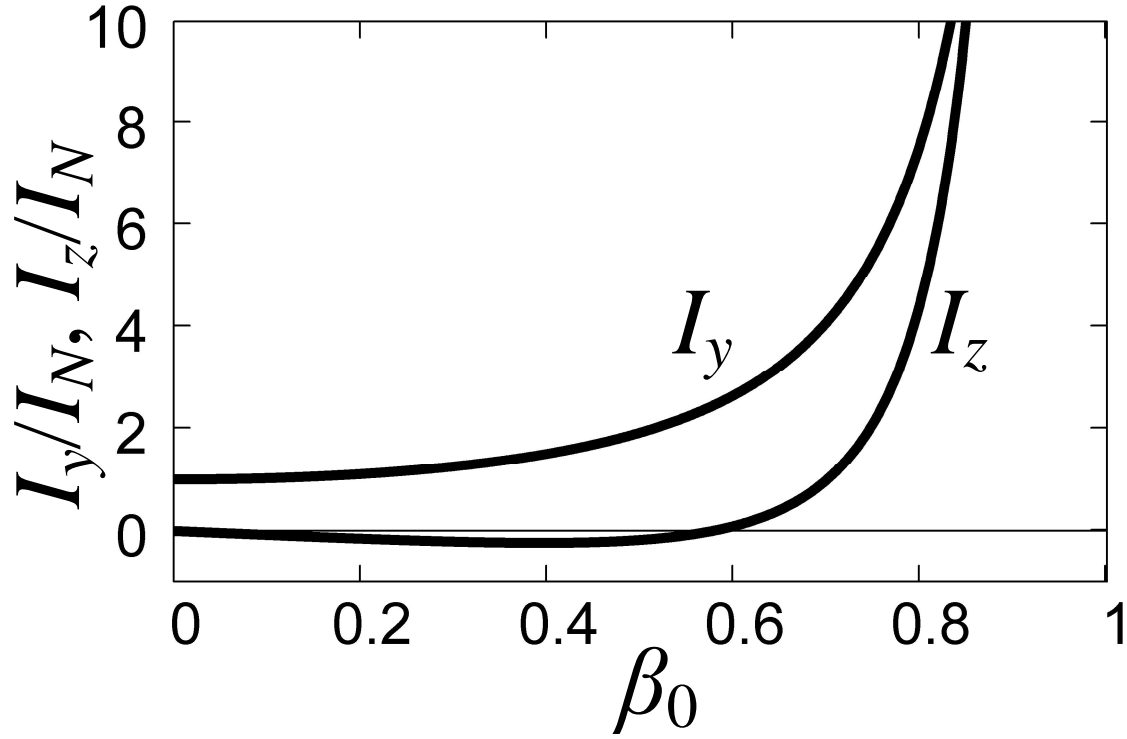


Figure 4. Transverse and longitudinal components, I_y and I_z , normalized to I_N , of total specific impulse delivered to stationary test particle vs. constant β_0 of source.