

Are gauge shocks really shocks?

Miguel Alcubierre

Instituto de Ciencias Nucleares, Universidad Nacional Autónoma de México, A.P. 70-543, México D.F. 04510, México

(Dated: March, 2005)

The existence of gauge pathologies associated with the Bona-Masso family of generalized harmonic slicing conditions is proven for the case of simple 1+1 relativity. It is shown that these gauge pathologies are true shocks in the sense that the characteristic lines associated with the propagation of the gauge cross, which implies that the name “gauge shock” usually given to such pathologies is indeed correct. These gauge shocks are associated with places where the spatial hypersurfaces that determine the foliation of spacetime become non-smooth.

PACS numbers: 04.20.Ex, 04.25.Dm, 95.30.Sf

I. INTRODUCTION

When studying the dynamical evolution of spacetime, it is important to choose coordinates that allow one to cover as large a region of spacetime as possible without becoming pathological. In the 3+1 approach, this choice of coordinates naturally separates in two different aspects: The choice of a time coordinate, that is, of a foliation of spacetime into spatial hyper-surfaces (also known as the “slicing”), associated with the lapse function α , and the choice of the way in which the spatial coordinates (the “time lines”) propagate from one hyper-surface to the next, associated with the shift vector β^i .

With respect to the choice of slicing, many different ways to choose the lapse function are possible. One can, for example, specify the lapse directly as a function of the geometric variables. Alternatively, one can obtain the lapse as a solution of some specific differential equation. Elliptic slicing conditions are typically obtained when one enforces some geometric condition on the spatial hyper-surfaces. An example of an elliptic slicing condition is “maximal slicing” [1], which requires that the spatial volume elements remain constant during the evolution and has strong singularity avoiding properties, making it particularly well suited for studies of black hole spacetimes.

Another possibility is to specify an evolution equation for the lapse function and evolve this function in time as just another dynamical quantity. This last approach has the advantage that it is much easier computationally to evolve the lapse than to solve an elliptic equation for it. One particular family of evolution type slicing conditions was introduced by Bona and Masso as a generalization of the harmonic time coordinate condition [2]. This family has the important property of allowing one to construct strongly hyperbolic formulations of the Einstein evolution equations that include the slicing condition. Also, some members of the Bona-Masso family have been shown to mimic the singularity avoiding properties of maximal slicing.

In 1997, I studied different members of the Bona-Masso family and found that, unless a specific condition was imposed, gauge pathologies could easily develop [3]. I called those pathologies “gauge shocks” as they appeared as discontinuities in the lapse and metric functions that de-

veloped from smooth initial data. In [4] I strengthened the case for the existence of these gauge shocks by providing a purely kinematic argument independent of the Einstein equations, and more recently in [5] gauge shocks have again been predicted together with blow-ups associated with constraint violation. Still, there have been some doubts in the numerical relativity community about both the relevance and the reality of gauge shocks. Recently it has even been claimed by Bona *et al.* [6] that genuine gauge shocks are completely discarded. The purpose of this paper is therefore to provide a rigorous proof in the case of simple 1+1 dimensional relativity that gauge pathologies associated with the Bona-Masso family of slicing conditions do develop, and that these pathologies are genuine shocks in the sense that they arise from the crossing of the characteristic lines corresponding to the propagation of the gauge.

This paper is organized as follows. In Sec. II I review the basic equations of 1+1 relativity, and show that they can in fact be written as a system of conservation laws, both in terms of the geometric variables and in terms of the eigenfields. My main argument for the existence of gauge shocks is presented in Sec. III, first showing that blow ups of the eigenfields can develop in finite time, and then showing that the characteristic lines associated to the gauge propagation do cross. I also show a numerical example showing how a gauge shock develops. I conclude in Sec. IV. Appendix A describes the initial data used for the numerical simulations, and finally Appendix B counters the argument given by Bona *et al.* in [6] to claim that gauge shocks do not occur.

II. EINSTEIN EQUATIONS IN 1+1 DIMENSIONS

Let us consider vacuum general relativity in one spatial dimension. It is well known that in such a case the gravitational field is trivial and there are no true dynamics. However, one can still have nontrivial gauge dynamics that can be used as a simple example of the type of behavior one can expect in the higher dimensional case.

As slicing condition we will use the Bona-Masso family

of generalized harmonic slicing conditions [2]

$$\partial_t \alpha = -\alpha^2 f(\alpha) K, \quad (2.1)$$

with $K = K_x^x$ the trace of the extrinsic curvature.

The ADM [7, 8] evolution equations in the 1+1 case can be written in first order form as

$$\partial_t \alpha = -\alpha^2 f K, \quad (2.2)$$

$$\partial_t g = -2\alpha g K, \quad (2.3)$$

and

$$\partial_t D_\alpha + \partial_x (\alpha f K) = 0, \quad (2.4)$$

$$\partial_t D_g + \partial_x (2\alpha K) = 0, \quad (2.5)$$

$$\partial_t K + \partial_x (\alpha D_\alpha / g) = \alpha (K^2 - D_\alpha D_g / 2g), \quad (2.6)$$

where we have defined $g := g_{xx}$, $D_\alpha := \partial_x \ln \alpha$ and $D_g := \partial_x \ln g$.

Before doing an analysis of the characteristic structure of this system of equations, it is important to notice that the evolution equation for K can in fact be rewritten as a conservation law in the following way

$$\partial_t (g^{1/2} K) + \partial_x (\alpha D_\alpha / g^{1/2}) = 0. \quad (2.7)$$

If we now define the vector $\vec{v} := (D_\alpha, D_g, \tilde{K})$, with $\tilde{K} := g^{1/2} K$, then the evolution equations for the first order variables can be written as a conservative system of the form

$$\partial_t \vec{v} + \partial_x (\mathbf{M} \vec{v}) = 0, \quad (2.8)$$

with the characteristic matrix \mathbf{M} given by:

$$\mathbf{M} = \begin{pmatrix} 0 & 0 & \alpha f / g^{1/2} \\ 0 & 0 & 2\alpha / g^{1/2} \\ \alpha / g^{1/2} & 0 & 0 \end{pmatrix}. \quad (2.9)$$

The characteristic matrix has the following eigenvalues

$$\lambda_0 = 0, \quad \lambda_\pm = \pm \alpha (f/g)^{1/2}, \quad (2.10)$$

with corresponding eigenvectors

$$\vec{e}_0 = (0, 1, 0), \quad \vec{e}_\pm = (f, 2, \pm f^{1/2}). \quad (2.11)$$

Since the eigenvalues are real for $f > 0$ and the eigenvectors are linearly independent, the system (2.8) is strongly hyperbolic. The eigenfunctions are given by

$$\vec{\omega} = \mathbf{R}^{-1} \vec{v}, \quad (2.12)$$

with \mathbf{R} the matrix of column eigenvectors. We find (using an adequate choice of normalization, see below)

$$\omega_0 = D_\alpha / f - D_g / 2, \quad \omega_\pm = \tilde{K} \pm D_\alpha / f^{1/2}, \quad (2.13)$$

which can be easily inverted to give

$$\tilde{K} = \frac{(\omega_+ + \omega_-)}{2}, \quad (2.14)$$

$$D_\alpha = \frac{f^{1/2} (\omega_+ - \omega_-)}{2}, \quad (2.15)$$

$$D_g = \frac{(\omega_+ - \omega_-)}{f^{1/2}} - 2\omega_0. \quad (2.16)$$

It is important to notice that with the eigenfunctions scaled as above, their evolution equations also turn out to be conservative and have the simple form:

$$\partial_t \vec{\omega} + \partial_x (\mathbf{\Lambda} \vec{\omega}) = 0, \quad (2.17)$$

with $\mathbf{\Lambda} = \text{diag} \{\lambda_i\}$. If, however, the eigenfunctions are rescaled in the way $\omega'_i = F_i(\alpha, g) \omega_i$, then the evolution equations for the ω'_i will in general no longer be conservative and non-trivial sources will be present. The important point is that there is in fact one normalization in which the equations are conservative, namely the one given in (2.13).

III. GAUGE SHOCKS IN 1+1 RELATIVITY

There are two different ways in which one can see that the evolution equations derived in the previous section develop singular solutions. Let us start by looking at the evolution equations for the traveling eigenfunctions ω_\pm

$$\partial_t \omega_\pm + \partial_x (\lambda_\pm \omega_\pm) = 0. \quad (3.1)$$

We now rewrite these equations as

$$\partial_t \omega_\pm + \lambda_\pm \partial_x \omega_\pm = -\omega_\pm \partial_x \lambda_\pm. \quad (3.2)$$

Using the expressions for λ_\pm , and denoting $f' \equiv df/d\alpha$, one finds

$$\begin{aligned} \partial_x \lambda_\pm &= \mp \frac{\alpha f^{1/2}}{2g^{3/2}} \partial_x g \pm \frac{f^{1/2}}{g^{1/2}} \left(1 + \frac{\alpha f'}{2f} \right) \partial_x \alpha \\ &= \lambda_\pm \left[\left(f + \frac{\alpha f'}{2} \right) \frac{D_\alpha}{f} - \frac{D_g}{2} \right] \\ &= \lambda_\pm \left[\left(f - 1 + \frac{\alpha f'}{2} \right) \frac{\omega_+ - \omega_-}{2f^{1/2}} + \omega_0 \right], \end{aligned} \quad (3.3)$$

and finally

$$\begin{aligned} \partial_t \omega_\pm + \lambda_\pm \partial_x \omega_\pm &= \\ \lambda_\pm \omega_\pm &\left[\left(1 - f - \frac{\alpha f'}{2} \right) \frac{\omega_+ - \omega_-}{2f^{1/2}} - \omega_0 \right]. \end{aligned} \quad (3.4)$$

Assume now that we are in a region such that $\omega_0 = \omega_- = 0$. It is clear that ω_0 will not be excited, since it does not evolve, nor will ω_- be excited, since from the equation above we see all that its sources vanish. The evolution equation for ω_+ then simplifies to

$$\partial_t \omega_+ + \lambda_+ \partial_x \omega_+ = \frac{\lambda_+}{2f^{1/2}} \left(1 - f - \frac{\alpha f'}{2} \right) \omega_+^2. \quad (3.5)$$

This equation shows that ω_+ will blow up along its characteristics unless the term in parenthesis vanishes:

$$1 - f - \frac{\alpha f'}{2} = 0. \quad (3.6)$$

The last condition has been derived several times before [3, 4, 5], and can be easily integrated to give

$$\alpha = 1 + k/\alpha^2, \quad (3.7)$$

with k an arbitrary constant. Notice that harmonic slicing given by $f = 1$ is of this form, but $f = \text{constant} \neq 1$ is not. Notice also that “1+log” slicing for which $f = 2/\alpha$, though not of the form (3.7), nevertheless satisfies condition (3.6) at places where $\alpha = 1$.

In some cases it is even possible to predict exactly when a blow up will occur. In order to see this we first define the rescaled eigenfunctions $\Omega_{\pm} := \alpha \omega_{\pm} / g^{1/2}$. For their evolution equations we now find

$$\begin{aligned} \partial_t \Omega_{\pm} + \lambda_{\pm} \partial_x \Omega_{\pm} &= \left(1 - f - \frac{\alpha f'}{2}\right) \frac{\Omega_{\pm}^2}{2} \\ &+ \left(1 - f + \frac{\alpha f'}{2}\right) \frac{\Omega_{\pm} \Omega_{\mp}}{2}. \end{aligned} \quad (3.8)$$

Notice that with this new scaling, all contributions from ω_0 to the sources have disappeared. If we now assume that we have initial data such that $\Omega_- = 0$, then the evolution equation for Ω_+ simplifies to

$$\partial_t \Omega_+ + \lambda_+ \partial_x \Omega_+ = \left(1 - f - \frac{\alpha f'}{2}\right) \frac{\Omega_+^2}{2}, \quad (3.9)$$

which can be rewritten as

$$\frac{d\Omega_+}{dt} = \left(1 - f - \frac{\alpha f'}{2}\right) \frac{\Omega_+^2}{2}, \quad (3.10)$$

with d/dt the derivative along the characteristic. It is clear that we have the same condition for avoiding blow-ups as before. But the last equation has a very important property: for constant f the coefficient of the quadratic source term is itself also constant. In that case the equation can be easily integrated to find (assuming $f \neq 1$)

$$\Omega_+ = \frac{\Omega_+^0}{1 - (1 - f) \Omega_+^0 t/2}, \quad (3.11)$$

where $\Omega_+^0 \equiv \Omega_+(t=0)$. The solution will then blow up at a finite time given by $t^* = 2/[(1 - f) \Omega_+^0]$. Clearly, this time will be in the future if $(1 - f) \Omega_+^0 > 0$, otherwise it will be in the past. Since in general Ω_+^0 will not be constant in space, the first blow-up will occur at the time

$$T^* = 2/[(1 - f) \max(\Omega_+^0(x))]. \quad (3.12)$$

Figures 1 and 2 show the numerical evolution of the eigenfield ω_+ and the lapse function α , in a case when

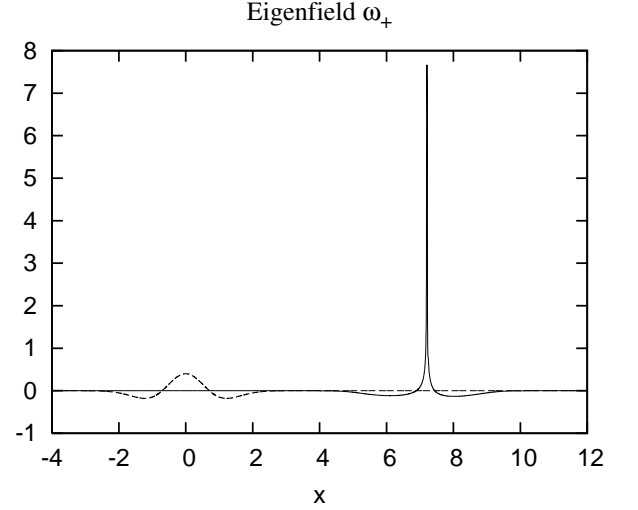


FIG. 1: Evolution of the eigenfunction ω_+ for initial data representing a pulse traveling to the right. The dotted line shows the initial data, and the solid line the numerical solution at $t = 10$. Notice how ω_+ has developed a large spike.

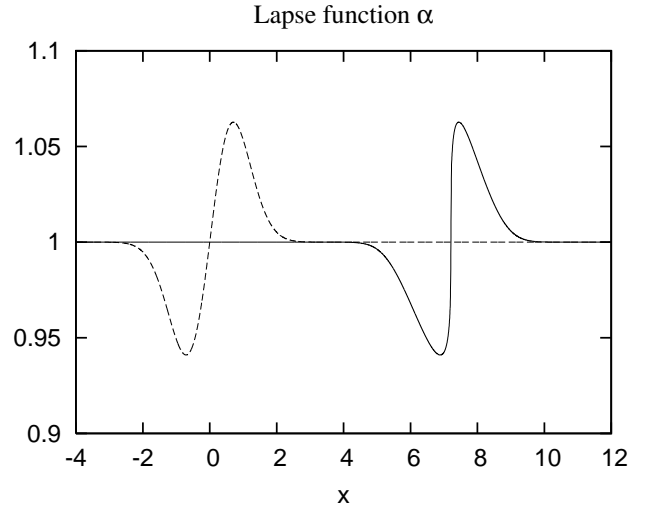


FIG. 2: Evolution of the lapse function α for initial data representing a pulse traveling to the right. The dotted line shows the initial data, and the solid line the numerical solution at $t = 10$. Notice how α has developed a sharp gradient.

$f = 1/2$, for initial data such that $\omega_- = 0$ and using a resolution of $\Delta x = 0.003125$ (see Appendix A for details on how to construct such initial data). For the initial data used here, according to (3.12) a blow-up is expected at time $T^* = 9.98$. The plots show both the initial data (dotted lines) and the numerical solution at time $t = 10$ (solid lines), just after the expected blow-up. We clearly see how the eigenfield ω_+ has developed a large spike, while the lapse has developed a sharp gradient (the solution does not become infinite because the numerical method used has some inherent dissipation [10]).

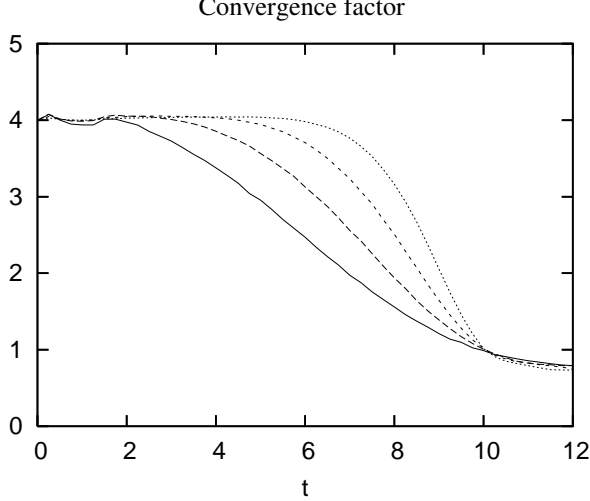


FIG. 3: Convergence factors for the constraint C_α for runs done at the five different resolutions: $\Delta x = 0.05, 0.025, 0.0125, 0.00625, 0.003125$. As resolution increases, the convergence factors approach the expected value of 4 for $t < 10$ (the curves move up), but after that time they drop sharply indicating loss of convergence.

If one repeats the simulation at different resolutions one finds that the numerical solution converges up to a time $t \sim 10$, and after that convergence fails, indicating that even though the numerical solution continues past this time, we are no longer solving the original differential equations. To see this we can consider the convergence of the constraint $C_\alpha := D_\alpha - \partial_x \ln \alpha$. Numerically this constraint will not vanish, but it should converge to zero as the resolution is increased. Define now the convergence factor as the ratio of the r.m.s norm of C_α for a run at a given resolution and another run at twice the resolution. Figure 3 shows a plot of the convergence factors as a function of time for runs done at five different resolutions: $\Delta x = 0.05, 0.025, 0.0125, 0.00625, 0.003125$. Since the numerical code is second order, the convergence factors should be close to 4. The figure shows that as the resolution is increased the convergence factors approach the expected value of 4 for $t < 10$ (the lines move up), but after that time they drop below 1 indicating loss of convergence.

We have then found that blow-ups do develop for the Bona-Masso family of slicing conditions whenever (3.6) does not hold, and we can even predict the precise time of blow up formation when $f(\alpha)$ is a constant. The question now is whether these blow ups are genuine shocks or not. To answer this question let us now consider the evolution of the eigenspeeds themselves along their corresponding characteristic lines. From (2.10) we find that

$$\partial_t \lambda_\pm = \pm \partial_t \left(\alpha f^{1/2} / g^{1/2} \right), \quad (3.13)$$

and using now the evolution equations for α and g we

obtain

$$\partial_t \lambda_\pm = \alpha \frac{\lambda_\pm}{g^{1/2}} \left(1 - f - \frac{\alpha f'}{2} \right) \tilde{K}. \quad (3.14)$$

In a similar way we find for the spatial derivative

$$\partial_x \lambda_\pm = \lambda_\pm \left[\frac{D_\alpha}{f} \left(f + \frac{\alpha f'}{2} \right) - \frac{D_g}{2} \right]. \quad (3.15)$$

The last two equations together imply that

$$\begin{aligned} \partial_t \lambda_\pm + \lambda_\pm \partial_x \lambda_\pm &= \frac{\alpha}{g^{1/2}} \left[\left(1 - f - \frac{\alpha f'}{2} \right) \left(\tilde{K} \mp \frac{D_\alpha}{f^{1/2}} \right) \right. \\ &\quad \left. \pm f^{1/2} \left(\frac{D_\alpha}{f} - \frac{D_g}{2} \right) \right], \end{aligned} \quad (3.16)$$

or in terms of the eigenfields

$$\begin{aligned} \partial_t \lambda_\pm + \lambda_\pm \partial_x \lambda_\pm &= \\ \frac{\alpha}{g^{1/2}} &\left[\left(1 - f - \frac{\alpha f'}{2} \right) \omega_\mp \pm f^{1/2} \omega_0 \right]. \end{aligned} \quad (3.17)$$

If we now consider a region where $\omega_- = \omega_0 = 0$, then the equation for λ_+ reduces to

$$\partial_t \lambda_+ + \lambda_+ \partial_x \lambda_+ = 0. \quad (3.18)$$

This is nothing more than Burgers' equation, the prototype for studying shock formation. It is easy to understand how this equation implies genuine shocks: The equation shows that characteristic speeds are constant along their corresponding characteristic lines, so if these speeds were not uniform to begin with, and particularly if the derivative of λ_+ was initially negative at any point, the characteristic lines will inevitably cross.

When the characteristics cross the spatial derivative of λ_+ will become infinite, and as this derivative is given in terms of eigenfields, the eigenfields will blow up. This shows that the blow-ups we studied above correspond to places where the characteristic lines cross, i.e. they are genuine shocks. The use of the term “gauge shocks” to describe these pathologies is therefore entirely justified.

Figure 4 shows the positions of the characteristics with respect to their initial positions for the simulation discussed above, at a series of different times: $t = 0, 2.5, 5, 7.5, 10$. Notice that for the simulation considered here $f = 1/2$ so the characteristic speed should be close to $\sqrt{f} \sim 0.707$, we would then expect the lines on the plot to move up by approximately $0.707 \times 10 = 7.07$. From the figure we see that even though the characteristics were equally spaced at $t = 0$ (corresponding to a line at 45 degrees on the plot), at $t = 10$ this is no longer the case and a plateau has formed. This plateau indicates that those characteristics initially in the region around the origin are now all essentially at the same position $x \sim 7$, or in other words, they are about to cross.

One could wonder what the gauge shocks imply about the geometry of the space-time being evolved. Since in

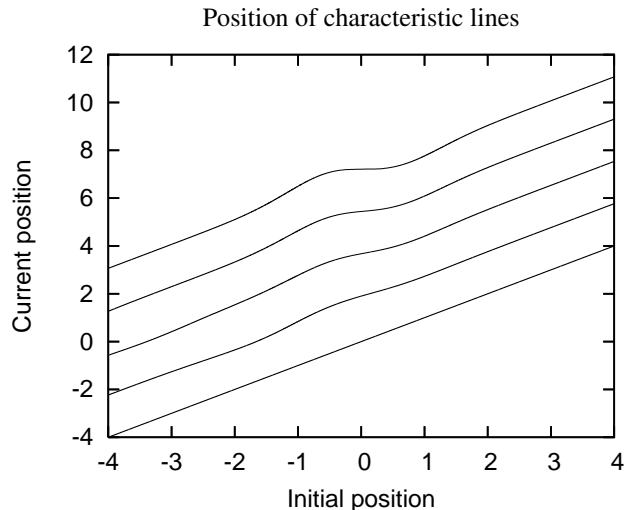


FIG. 4: Positions of the characteristics during the simulation with respect to their initial positions, for a series of different times: $t = 0, 2.5, 5, 7.5, 10$. The characteristics were equally spaced at $t = 0$ (corresponding to a line at 45 degrees on the plot). By $t = 10$ this is no longer the case and a plateau has formed indicating that the characteristics are about to cross.

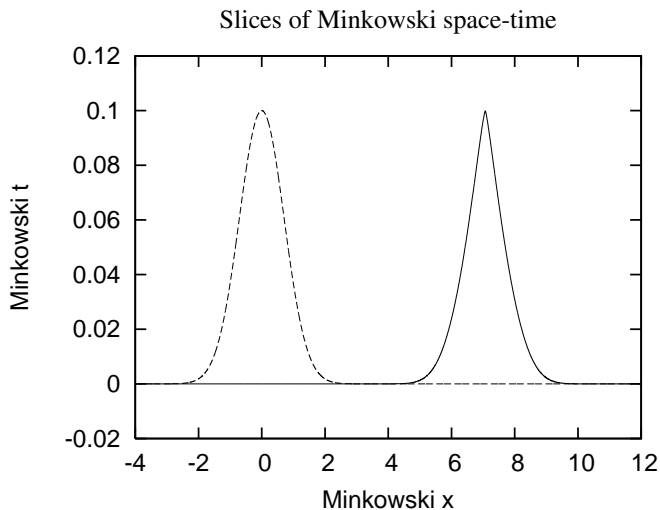


FIG. 5: Initial hypersurface (dotted line) and final hypersurface at $t = 10$ (solid line), as seen in Minkowski coordinates, for the simulation discussed in the text. The final slice has been moved back in time so that it lies on top of the initial slice at the boundaries. The initial slice is smooth, while the final slice has a sharp kink.

this case we are simply evolving a foliation in Minkowski space-time it is clear that the background geometry remains perfectly regular, the only thing that can become pathological are the spatial hypersurfaces that determine the foliation. Figure 5 shows a comparison of the initial hypersurface and the final hypersurface at $t = 10$ as seen in Minkowski spacetime, using the data from the same

numerical simulation discussed above (for an easier comparison the final slice has been moved back in time so that it lies on top on the initial slice at the boundaries). The hypersurfaces are reconstructed by explicitly keeping track of the position of the normal observers in the original Minkowski coordinates during the evolution. Notice how the initial slice is very smooth (it has in fact a Gaussian profile, see Appendix), while the final slice has developed a sharp kink. This shows that the formation of a gauge shock indicates that the hypersurface, though still spacelike everywhere, is no longer smooth (its derivative is now discontinuous).

IV. CONCLUSIONS

I have studied the formation of gauge pathologies associated with the Bona-Masso family of slicing conditions in simple 1+1 relativity. The analysis shown here not only recovers previously known results about the existence of such pathologies and the conditions necessary for avoiding them, but also proves that such pathologies arise from the crossing of the characteristic lines associated with the propagation of the gauge. This implies that such pathologies are genuine shocks and hence the name “gauge shocks” used to describe them is entirely justified. The gauge shocks appear as discontinuities in the lapse and spatial metric arising from smooth initial data, and represent places where the spatial hypersurfaces that determine the foliation of space-time become non-smooth.

Acknowledgments

I wish to thank to thank Dario Nuñez and Bernd Reimann for many useful discussions and comments. This work was supported in part by DGAPA-UNAM through grants IN112401 and IN122002.

APPENDIX A

In this Appendix I will discuss how to construct initial data that contains only waves propagating in one direction. Notice that the simplest way to construct initial data would be to take a trivial initial slice in Minkowski coordinates, and use a non-trivial initial lapse function to introduce a later distortion. However, since in this case the initial extrinsic curvature vanishes, one sees from (2.13) that inevitably modes traveling in both direction will be excited. We then conclude that in order to have waves propagating in only one direction one has to consider a non-trivial initial slice.

The initial data considered here has already been discussed in [3], and here I just present it for completeness. We start by considering an initial slice given in

Minkowski coordinates (t_M, x_M) as

$$t_M = h(x_M), \quad (\text{A1})$$

with h a profile function that decays rapidly, like a Gaussian function. It is then not difficult to show that if we use $x = x_M$ as our spatial coordinate, the spatial metric an extrinsic curvature turn out to be

$$g = 1 - h'^2 \Rightarrow D_g = -2h'h''/g, \quad (\text{A2})$$

$$K = -h''/\sqrt{g} \Rightarrow \tilde{K} = -h''/g. \quad (\text{A3})$$

Assume now that we want to have only waves traveling to the right (the opposite situation can be done in an analogous way), this means that we want $\omega_- = 0$, which implies:

$$D_\alpha = \sqrt{f} \tilde{K} = -\sqrt{f} h''/g. \quad (\text{A4})$$

The above equation gives us a differential equation for α . In the particular case when f is a constant the equation can be easily integrated to find

$$\alpha = \left(\frac{1 - h'}{1 + h'} \right)^{\sqrt{f}/2}. \quad (\text{A5})$$

From this one can reconstruct the rescaled eigenfunction Ω_+ and use Eq. (3.12) to predict the time of shock formation given a specific form of $h(x)$.

In the simulation shown in Sec. III above, the profile function h was taken to be a simple Gaussian of the form

$$h(x) = e^{-x^2}/10. \quad (\text{A6})$$

APPENDIX B

Here I will briefly counter the argument given by Bona *et al.* in [6] to claim that gauge shocks are, in their words, completely discarded. Their argument is based on looking at the so-called “foliation equation”, that looks at the foliation as the evolution of a scalar function T whose level sets correspond to the 3+1 slices. In [4] I showed that the Bona-Masso slicing condition can be written in covariant form as

$$\left[g^{\mu\nu} + \left(1 - \frac{1}{f(\alpha)} \right) n^\mu n^\nu \right] \nabla_\mu \nabla_\nu T = 0, \quad (\text{B1})$$

where n^μ is the unit normal vector to the hypersurfaces

$$n_\mu = -\alpha \nabla_\mu T, \quad (\text{B2})$$

and with the lapse function α given in terms of T as

$$\alpha = (-\nabla_\mu T \nabla^\mu T)^{-1/2}. \quad (\text{B3})$$

Assume for a moment that $f = 1$. In that case Eq. (B1) reduces to the standard wave equation. Consider now a specific point in spacetime and use locally flat coordinates. It is clear that in such coordinates the foliation equation has constant characteristic speeds equal to 1. This implies that the characteristic lines do not cross, and if the lines do not cross in some set of regular coordinates they won't cross in any regular coordinates. We then conclude that in this case there are no shocks.

But what happens when $f \neq 1$? Bona *et al.* argue that in that case one can always start with an arbitrary regular slice such that $T = \text{constant}$ on that slice. From that one can easily see that, as long as the slice is spacelike, one can always recover all second partial derivatives of T from equation (B1), which allows one to construct the next hypersurface. This is certainly true, but it does not follow from here that one can continue this procedure for any finite time, since all we have done is show that given regular initial data there is locally a regular solution of the foliation equation, but shocks are precisely solutions that fail after a *finite time*.

In [4] I showed that if one takes Eq. (B1) with $f \neq 1$ and considers locally flat coordinates, the characteristic speeds are *not* constant anymore. There is then no guarantee that they will not cross after a finite time. In fact, in [4] it is shown that if one applies the standard analysis coming from the theory of PDE's to Eq. (B1) one finds that shocks will form unless condition (3.6) holds.

The problem with the argument of Bona *et al.* is therefore that they failed to consider that when one deals with shocks, smooth initial data always guarantees smooth solutions *locally*, but not after a *finite time*.

-
- [1] L. Smarr and J. York, Phys. Rev. D **17**, 2529 (1978).
 - [2] C. Bona, J. Massó, E. Seidel, and J. Stela, Phys. Rev. Lett. **75**, 600 (1995), gr-qc/9412071.
 - [3] M. Alcubierre, Phys. Rev. D **55**, 5981 (1997), gr-qc/9609015.
 - [4] M. Alcubierre, Class. Quantum Grav. **20**, 607 (2003), gr-qc/0210050.

- [5] B. Reimann, M. Alcubierre, J. A. Gonzalez, and D. Nunez (2004), gr-qc/0411094.
- [6] C. Bona, T. Ledvinka, C. Palenzuela-Luque, J. A. Pons, and M. Zacek (2004), gr-qc/0410079.
- [7] R. Arnowitt, S. Deser, and C. W. Misner, in *Gravitation: An Introduction to Current Research*, edited by L. Witten (John Wiley, New York, 1962), pp. 227–265.

- [8] J. York, in *Sources of Gravitational Radiation*, edited by L. Smarr (Cambridge University Press, Cambridge, England, 1979).
- [9] R. J. Leveque, *Numerical Methods for Conservation Laws* (Birkhauser Verlag, Basel, 1992).
- [10] For those readers interested in the numerical details, the code uses a method of lines integration in time, with ei-

ther 3-step iterative Crank-Nicholson or 4th order Runge-Kutta. For the spatial differentiation the code uses a slope limiter method of van Leer's type, see [9]. No artificial dissipation is introduced other than the inherent dissipation of the slope limiter itself.