

Nonlinear r -modes in neutron stars: A hydrodynamical limitation on r -mode amplitudes

Lap-Ming Lin^{(1)*}, Wai-Mo Suen^(1,2)

⁽¹⁾*McDonnell Center for the Space Sciences, Department of Physics,
Washington University, St. Louis, Missouri 63130 and*

⁽²⁾*Department of Physics, The Chinese University of Hong Kong, Hong Kong, China*

(Dated: May 23, 2019)

Previously we found that large amplitude r -modes could decay catastrophically due to nonlinear hydrodynamical effects. In this paper we show that a particular three-mode coupling mechanism is responsible for this catastrophic decay. This is the first time that nonlinear couplings of the r -mode to other fluid modes are demonstrated explicitly in a numerical neutron star simulation. We find that the coupling strength of this particular three-mode coupling mechanism is such that the saturation amplitude of the r -mode is limited to the order 10^{-2} in a neutron star described by a polytropic equation of state with polytropic index $\Gamma = 2$.

PACS numbers: 95.30.Sf, 04.40.Dg, 04.30.Db, 97.60.Jd

a. Introduction The r -mode instability [1, 2] in rotating neutron stars has attracted much attention due to its possible limitation on the spin rates of neutron stars and the possibility of being a source of gravitational waves detectable by LIGO II. However, the significance of this instability depends strongly on the maximum amplitude to which the r -mode can grow. A number of damping mechanisms of the r -mode have been examined, but no definite conclusion of the saturation amplitude can be made (see [3, 4] for reviews; see also [5] and references therein for a discussion of recent developments).

In Ref. [6] we reported that large amplitude r -modes are subjected to a *hydrodynamic* instability that worked against the gravitational-radiation driven instability. Our numerical simulations showed that, for an r -mode with a large enough amplitude (e.g., with a dimensionless amplitude parameter α of order unity), the hydrodynamic instability operated in a timescale much shorter than that of the gravitational-radiation instability. This hydrodynamic instability when fully developed causes the r -mode to decay catastrophically. As a result, the neutron star changes rapidly from the uniformly rotating r -mode pattern to a complicated differential rotating configuration. However, in Ref. [6] we have not been able to identify the hydrodynamic mechanism responsible for this catastrophic decay.

In this paper we establish that this catastrophic decay is due mainly to a particular three-mode coupling between the r -mode and a pair of fluid modes. We identify the coupled modes and show that their frequencies satisfy a resonance condition: the sum of their frequencies is equal to the r -mode frequency. We further show that the existence of this particular three-mode coupling mechanism gives a rather stringent limit to the r -mode amplitude: It implies that the usual picture of a neu-

tron star with a flow pattern dominated by that of an r -mode can only be valid with the dimensionless r -mode amplitude α smaller than or of the order 10^{-2} .

We note that the couplings between the r -mode and other fluid modes with wavelength shorter than what our numerical simulation can resolve may further limit the r -mode amplitude to an even smaller value as argued in [7]. However, the bound we establish in this paper already has significant implications on the astrophysical importance of the r -mode instability.

The study in this paper makes no particular assumption on the neutron star model. The star is described simply as a self-gravitating, perfect-fluid body with a generic equation of state (a polytropic EOS); no dissipative mechanism is assumed. We have seen the same hydrodynamic phenomenon in simulations with stellar models of different central densities and polytropic indices. This suggests that the hydrodynamic mechanism being studied can limit the r -mode amplitude in a generic situation.

b. Numerical Results We solve the Newtonian hydrodynamics equations for a non-viscous, self-gravitating fluid body in the presence of a current quadrupole post-Newtonian radiation reaction [6]. For all results explicitly discussed in this paper, the stellar model is that of a polytropic equation of state (EOS) $P = k\rho^2$ with a baryonic mass $M = 1.64M_\odot$. The equatorial radius $R_e = 14.5$ km. The ratio of the polar to equatorial radii is 0.76. The rotation period is $T = 1.24$ ms. To generate a large amplitude r -mode configuration as an initial state for numerical study, we use an artificially “pumped up” radiation reaction (4500 times larger than the natural value) as in [8, 9] to drive a small-amplitude (linear) r -mode up to a large amplitude. This gives the initial configurations of our nonlinear r -mode simulations. The large amplitude r -mode is then evolved with the correct amount of radiation reaction and the full set of Newtonian gravity and hydrodynamics equations with no artificial viscosity. We refer the reader to Ref. [6] for our definition of the nonlinear r -mode amplitude α ; and a detailed discussion

*Present address: Laboratoire de l’Univers et de ses Théories, Observatoire de Paris, F-92195 Meudon Cedex, France

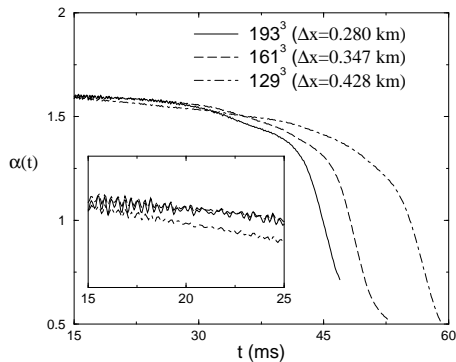


FIG. 1: Evolution of α with initial value 1.6 with three different resolutions. The inset shows the details of the evolution between 15 ms–25 ms. In the 193^3 simulation, the neutron star is represented by a total number of $\approx 4.4 \times 10^5$ grid points.

on how we set up a large amplitude r -mode as an initial state for simulation. To set the stage for the study in this paper, we show in Fig. 1 the evolution of the r -mode amplitude α vs. time for the case where the initial nonlinear r -mode configuration has amplitude $\alpha = 1.6$. We compare the results for three different grid resolutions 129^3 , 161^3 , and 193^3 . The inset in Fig. 1 shows the details of the evolution in the time interval (15 ms–25 ms). Fig. 1 shows that α starts off slowly decaying until $t \approx 40$ ms (in the 193^3 simulation) at which point it decays catastrophically.

To investigate what hydrodynamic effect is responsible for the catastrophic decay of α , we divide the slowly decaying phase into a few time intervals, and study the Fourier spectra of the velocity fields. In Fig. 2 (a), we plot the Fourier transform of the axial velocity v^z along the x axis at $x = 2.56$ km inside the star for the 129^3 result plotted in Fig. 1. The dashed line is the Fourier spectrum of the earlier part of the evolution (13 ms–35 ms), while the solid line represents that of the later part (35 ms–50 ms). We see that the dashed line has only one large peak at the r -mode frequency ($r_0 = 0.93$ kHz). This is compared to the spectrum at the later time slot showing many peaks at different frequencies. In particular, we see a significant peak at 0.53 kHz.

Fig. 2 (b) shows the corresponding Fourier transforms of the rotational velocity v^y along the x axis at the same point as in Fig. 2 (a). In contrast to Fig. 2 (a), there is no peak at the r -mode frequency r_0 in the initial time interval (dashed line). This shows that during the initial evolution the large amplitude r -mode maintains its character as given in the linear theory: no v^y component on the equatorial plane. In the later time interval (solid line), we see various peaks, and in particular a significant one at 0.40 kHz. It is also interesting to note the appearance of the peak at the r -mode frequency r_0 in the later time evolution. This is consistent with the formation of the large-scale vortex of the r -mode flow pattern during the late time evolution as reported in Ref. [6]. The

r -mode flow pattern changes rapidly to a vortical motion on the equatorial plane at the time when α collapses rapidly [6].

Fig. 2 demonstrates that the r -mode can leak energy to other fluid modes through nonlinear hydrodynamic couplings, and in particular leaks energy to the fluid modes at frequencies 0.53 (henceforth the “ A ” mode) and 0.40 kHz (the “ B ” mode). Note that the sum of the frequencies of the A and B modes exactly equals to the r -mode frequency ($r_0 = 0.93$ kHz). This relation suggests that the r -mode leaks energy to this pair of modes via a three-mode coupling mechanism satisfying the resonance condition [10]

$$f_A + f_B = f_R, \quad (1)$$

where the f ’s are the mode frequencies.

How do the coupled fluid modes grow? Instead of just two time slots, we can further divide the slowly decaying phase of α into several subintervals and perform Fourier transform on each of them, and monitor the Fourier amplitudes of different time intervals. In Fig. 3, we plot the Fourier amplitude of the A mode vs time for the case $\alpha = 1.2$ with resolution 193^3 . In the figure, the circles connected by a solid line are numerical data. The first data point corresponds to the Fourier amplitude obtained in the time interval 10 ms–25 ms. The time value of the data point (17.5 ms) is taken to be the middle of this interval. The second data point corresponds to 15 ms–30 ms, etc. The dashed line is fitted to the exponential function $f = A_0 \exp((t - 17.5)/9.35)$, where t is in millisecond and A_0 is the Fourier amplitude obtained in the interval 10 ms–25 ms. Fig. 3 shows that the A mode grows exponentially with a time constant ≈ 9.35 ms during the slowly decaying phase of α . The B mode grows exponentially with a time constant about 7 percents larger as determined numerically.

Our results thus show that the coupled fluid modes are unstable and grow exponentially due to their couplings to the r -mode. An important point that we observed in all cases studied is that when the amplitudes of these two coupled daughter modes grow to a point comparable to that of the r -mode, the catastrophic decay of the r -mode sets in. A detailed description of the hydrodynamic evolution will be given in [11].

c. Determination of the Decay Rate of α In the slowly decaying phase of α , there are two mechanisms that lead to the decay of α in our numerical simulation: (i) numerical damping arising from finite differencing error, which depends on the resolution used in the simulation; and (ii) physical damping due to the nonlinear interactions of the r -mode to other fluid modes, which depends on α at that moment. Fig. 1 shows that numerical damping is negligible during the early part (15 ms–30 ms) of the evolution at high enough resolutions. The 161^3 and 193^3 results agree to high accuracy. We can thus regard the rate of change of the r -mode amplitude $d\alpha/dt$ in the 193^3 simulation as a reasonable approximation to its physical value (when $\Delta x \rightarrow 0$) due to the particu-

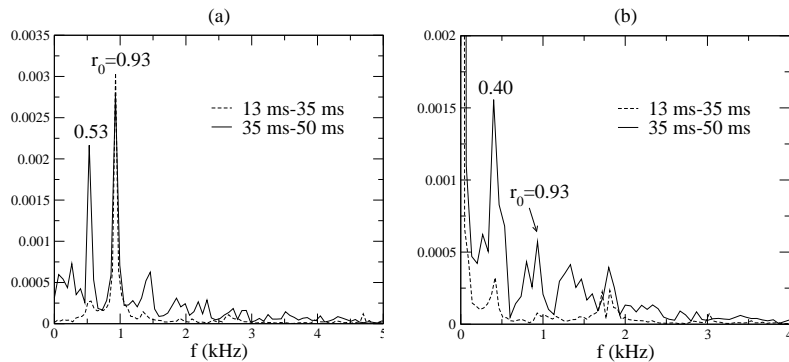


FIG. 2: (a): Fourier spectra of v^z along the x axis (at $x = 2.56$ km) in the evolution of Fig. 1 at two time slots in the 129^3 simulation. (b): Fourier spectra of v^y for the same case.

lar three-mode coupling seen in our simulation. A linear curve-fit yields:

$$\frac{d\alpha}{dt} = -2.9 \times 10^{-3} \text{ (ms)}^{-1}. \quad (2)$$

d. Second-Order Perturbation Analysis The above results from fully nonlinear simulation enable us to make use of a second-order perturbation analysis for a particular three-mode coupling to study the hydrodynamic evolution. In particular, we want to estimate the coupling strength of the three-mode coupling found, making use of the decay rate of α determined in Eq. (2). The second-order perturbation analysis enables us to extract information about the mode coupling independent of the specific value of α used in the numerical simulation. Through this we will then be able to determine the behavior of the r -mode at α values smaller than that used in the simulations. Note that the following analysis only makes use of information obtained in the slowly decaying phase of α , where a second-order perturbation analysis is assumed to be valid. In particular, it does NOT depend on the existence of a catastrophic decay.

In a reference frame co-rotating with a rotating star, the second-order perturbation equations for a system of three modes in resonance can be written as [7, 12]

$$\frac{dq_R}{dt} + i\omega_R q_R = \frac{q_R}{\tau_R} + i\omega_R \kappa_{RAB}^* q_A^* q_B^*, \quad (3)$$

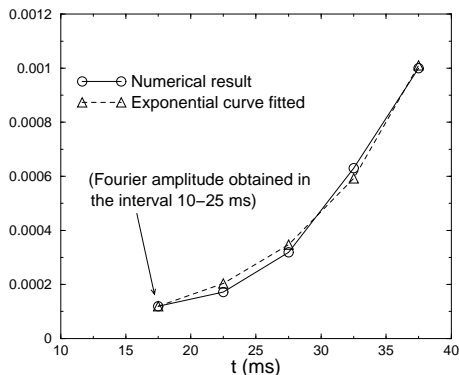


FIG. 3: Exponential growth of the Fourier amplitude of the A mode for the case $\alpha = 1.2$ with resolution 193^3 .

$$\frac{dq_A}{dt} + i\omega_A q_A = -\gamma_A q_A + i\omega_A \kappa_{RAB}^* q_R^* q_B^*, \quad (4)$$

$$\frac{dq_B}{dt} + i\omega_B q_B = -\gamma_B q_B + i\omega_B \kappa_{RAB}^* q_R^* q_A^*, \quad (5)$$

where the q 's represent the dimensionless complex amplitudes of the modes; the ω 's are the rotating frame angular frequencies of the modes; τ_R is the growth time of the r -mode due to radiation reaction; γ_A and γ_B are the damping coefficients of the two coupled modes; κ_{RAB} is the coupling strength; and Z^* denotes the complex conjugate of Z . ω is related to the inertial frame angular frequency ω_0 of the mode and the star's angular velocity Ω by $\omega = \omega_0 + m\Omega$ (m is the spherical harmonics index). For the star model and the $m = 2$ r -mode with inertial frame frequency $r_0 = 0.93$ kHz being studied, we have $\tau_R \sim 40$ s and $\omega_R = 3.9 \text{ (ms)}^{-1}$.

A general expression for κ_{RAB} is given in [12]. In writing the coupled equations above, we omit the coupling terms proportional to κ_{RAA}^* and κ_{RBB}^* , which are zero due to a z -parity selection rule [12]. This selection rule states that $\kappa_{ABC} = 0$ for an odd number of z -parity odd modes. Since the r -mode has odd z -parity, $\kappa_{RAA} = 0$ regardless of the z -parity of mode A . In order that $\kappa_{RAB} \neq 0$, modes A and B should have different z -parity. We see in our simulations that one of the coupled modes (A) appears only in the Fourier spectrum of v^z , while the other one (B) appears only in the v^y spectrum.

In order to relate q_R to the nonlinear r -mode amplitude defined in our numerical simulations we take $|q_R(t)| \simeq \alpha(t)$ (the saturation amplitude α_{crit} given below applies as long as $|q_R|$ is proportional to α). Using Eq. (3) and its complex conjugate, it can be shown that α satisfies

$$\frac{d\alpha}{dt} = \frac{\alpha}{\tau_R} + \frac{\omega_R}{\alpha} \text{Im}(\kappa_{RAB} q_A q_B q_R), \quad (6)$$

where $\text{Im}(Z)$ denotes the imaginary part of Z . In the slowly decaying phase of α , $|q_A| \simeq |q_B| = q$ is less than $|q_R|$ (with the catastrophic decay sets in at $q \approx \alpha$). We obtain the following order-of-magnitude estimate for the coupling strength $|\kappa_{RAB}|$:

$$|\kappa_{RAB}| \sim \frac{1}{\omega_R q^2} \left| \frac{d\alpha}{dt} - \frac{\alpha}{\tau_R} \right| \sim 3 \times 10^{-4}, \quad (7)$$

where we have used $\alpha = 1.6$, $d\alpha/dt = -2.9 \times 10^{-3}$ (ms) $^{-1}$, $\omega_R = 3.9$ (ms) $^{-1}$, $\tau_R = 40$ s, and $q \approx \alpha$. Note that using a smaller value of q will only increase the value of $|\kappa_{RAB}|$. In this sense, the $|\kappa_{RAB}|$ given by Eq. (7) is a lower bound. A larger $|\kappa_{RAB}|$ gives a smaller r -mode saturation amplitude α_{crit} as shown below.

To check that the value of $|\kappa_{RAB}|$ does not depend sensitively on the initial value of α used in the simulation, we have repeated the above calculation with a different initial r -mode amplitude $\alpha = 1.2$. In that case, we obtain $d\alpha/dt = -1.7 \times 10^{-3}$ (ms) $^{-1}$ during the slowly decaying phase of α . The value of $|\kappa_{RAB}|$ changes only by a few percents (within numerical error) comparing to the case $\alpha = 1.6$.

To complete the description of the system using Eqs. (3)-(5), one would also like to determine from the numerical simulation the values of γ_A and γ_B . In our present setup, γ_A and γ_B determine the rate of energy leaking out of the three-mode system through coupling to other fluid modes. However, due to the constraint of computational resources we were not able to obtain the precise values of γ_A and γ_B since they correspond to a timescale orders of magnitude longer than 10 ms (the timescale of the growth of the daughter modes in our simulations), in the regime where the daughter modes A and B are small compared to the r -mode.

In our simulations, when the amplitudes of the two daughter modes become comparable to that of the r -mode, the perturbation equations (3)-(5) are no longer valid. The evolution becomes fully nonlinear, and the r -mode decays catastrophically at that point.

e. Saturation Amplitude of R-modes Now we consider how an r -mode would evolve from a small initial amplitude to its saturation point in a star described by a perfect-fluid EOS, based on the fully nonlinear numerical simulation and information from the second-order perturbation analysis. We assume that during the early evolution the r -mode couples only to the two resonant modes (A and B). In this phase, the system can be described by Eqs. (3)-(5). The A and B modes are negligible initially; the r -mode grows due to radiation reaction. When α becomes large enough, $|q_A|$ and $|q_B|$ grow rapidly. The point at which the two daughter modes catch up in amplitude with the r -mode can be estimated by setting $d\alpha/dt = 0$ in Eq. (6). In particular, the amplitude of the r -mode at that point is given by

$$\alpha_{\text{crit}} \sim \frac{1}{\omega_R \tau_R |\kappa_{RAB}|} \sim 0.02, \quad (8)$$

where we have taken $|q_A| \approx |q_B| \approx \alpha_{\text{crit}}$.

At this point, the usual picture of a neutron star with fluid flow dominated by an r -mode pattern is no longer valid. It is somewhat surprising that a single three-mode coupling of purely hydrodynamic nature could put a limit as strong as $\alpha \sim 0.02$. To the best of our knowledge this is the first explicit demonstration that an r -mode cannot be the dominant feature of a rapidly rotating star with

an amplitude beyond $\alpha \sim 0.02$ in the usual picture of the r -mode instability.

f. Beyond the Critical Point What happens after the point $\alpha = \alpha_{\text{crit}}$ is reached? Our numerical simulation suggests that when the two daughter modes catch up in amplitude with the r -mode, the r -mode decays catastrophically, the mode-mode interactions become fully nonlinear, and the second-order perturbation analysis is no longer valid. The maximum amplitude of r -mode one can get through the gravitational-radiation driven instability is then α_{crit} . However, there is a caution: our simulation is carried out with α of order unity. There is a possibility that at $\alpha \sim 0.02$ fully nonlinear mode couplings might not set in at the point of α_{crit} . That is, even though the fluid flow is no longer dominated by that of the r -mode after the two daughter modes catch up, the amplitudes of the modes are low enough that the second-order perturbation analysis is still basically valid. Our numerical simulations cannot rule out this possibility; simulations of timescales long enough to capture the behavior of r -modes with a small α value require a computational resource beyond what is available to us.

Assuming that the second-order perturbation equations are still valid at the point $\alpha = \alpha_{\text{crit}}$, what could happen subsequently? In particular, can the amplitude of the r -mode evolve to a value substantially larger than α_{crit} ? The subsequent evolution described by Eqs. (3)-(5) depends strongly on the relative values of γ_A , γ_B , τ_R , and the frequency detuning $\delta\omega = \omega_A + \omega_B - \omega_R$. As discussed in [7], a stable equilibrium solution of Eqs. (3)-(5) exists if both the damping and detuning are large: $\gamma_A + \gamma_B \gtrsim \tau_R^{-1}$; $|\delta\omega| > (\gamma_A + \gamma_B)/2$. Otherwise, the system is unstable.

In the case where a stable equilibrium solution exists, the system will settle into a steady state with the mode amplitudes being roughly the same. The saturation amplitude of the r -mode would therefore be given by α_{crit} .

On the other hand, in the unstable case Eqs. (3)-(5) predict that after the amplitudes of the three coupled modes become comparable, the amplitudes of the three modes will fluctuate in a short timescale with rapid energy transfer between them, and the average amplitude of all three modes would grow without bound (until the second-order perturbation analysis becomes invalid). However, such oscillation of energy between the three modes is possible only if their phase relations are well preserved in the evolution, a condition we believe cannot happen in realistic nonlinear hydrodynamic evolutions. We expect that in this case soon after the point α_{crit} is reached, the three-mode equations (3)-(5) would no longer be valid not because of higher order corrections in $|q_A| \approx |q_B| \approx \alpha$, but because of that many other fluid modes enter into the picture, with the A and B modes driving strongly other fluid modes they are coupled to. The energy originally in the r -mode will be transferred to the A and B modes and further on to other fluid modes in the first oscillation. In fact, according to Eqs. (3)-(5) such oscillations between the A , B , and r -modes ex-

ist also in the stable equilibrium case discussed above, and the same consideration applies. We believe that the catastrophic decay of the r -mode we see in the fully nonlinear simulations corresponds to the first oscillation point in the three-mode coupling equations (3)-(5). An analysis of the equations at different parameter ranges have been carried out and will be given in [11], supporting the above discussions.

Hence we argue that no matter what the precise values of γ 's are in the three-mode equations, the maximum amplitude of the r -mode one can get through the gravitational radiation reaction is of the order of α_{crit} .

g. Conclusions and Discussions In this paper, we identify a particular three-mode coupling between the r -mode and a pair of fluid modes which is responsible for the catastrophic decay of large-amplitude r -modes seen in our previous simulations [6]. The three modes satisfy a suitable resonance condition to high accuracy.

While the fully nonlinear simulations are carried out with a large amplitude r -mode that is obtained by an artificially large gravitational radiation reaction, we succeed in drawing conclusions on the r -mode evolution at smaller amplitude using a second-order perturbation analysis. In particular, we show that the three-mode equations (3)-(5) are valid in the simulation when the daughter modes are small, and determine the coupling strength $|\kappa_{RAB}|$ of this particular three-mode coupling to be $\sim O(10^{-4})$. This implies that the two daughter modes will catch up with the r -mode at a rather small amplitude ($\alpha = \alpha_{\text{crit}} \sim O(10^{-2})$), for an r -mode driven by the (correct amount of) gravitational radiation reaction. At that point the usual picture of a neutron star dominated by an r -mode would no longer be valid, with the daughter modes significantly affecting the fluid flow.

The three-mode equations (3)-(5) dictate that when the amplitudes of the daughter modes catch up with that of the r -mode, energy would transfer back and forth between the three modes. We argue that the catastrophic decay of the r -mode seen in our simulations corresponds to the point of the first such oscillations. However, unlike in the perturbation analysis, in the fully nonlinear hydrodynamic evolution, the r -mode cannot re-assemble itself after transferring its energy to the other modes

since this requires a precise phase relation that cannot be maintained in full non-linearity (and in realistic neutron stars). Hence, quite independent of whether the values of the γ 's in Eqs. (3)-(5) are in the so-called stable or unstable regime, the maximum amplitude of the r -mode one can obtain through the gravitational-radiation driven instability is of the order of $\alpha = \alpha_{\text{crit}}$.

The study of this paper is carried out with the neutron star described as a self-gravitating perfect fluid body with a polytropic equation of state. No particular dissipation mechanism is assumed. This suggests that the hydrodynamic behavior we see is of rather general nature. On the other hand, our numerical simulations are limited to a spatial resolution of $\Delta x \sim 0.3$ km. Fluid modes with wavelengths smaller than $\lambda \sim 1$ km cannot be accurately represented. It is possible that the couplings of the r -mode to a large number of short wavelength modes can limit the saturation amplitude to an even smaller value (as suggested by Arras *et al.* [7]). The α_{crit} determined in this paper should therefore be regarded as an upper bound. However, this upper bound for the saturation amplitude already has important implications on the significance of the r -mode instability in astrophysics.

This research is supported in parts by NSF Grant Phy 99-79985 (KDI Astrophysics Simulation Collaboratory Project), NSF NRAC MCA93S025, the Research Grants Council of the HKSAR, China (Project No. 400803), and the NASA AMES Research Center NAS.

Note added. Towards the end of the preparation of this paper we learned the result of Brink *et al.* [13], which suggests that the catastrophic decay of a large amplitude r -mode reported in our earlier paper [6] corresponds to the couplings of the r -mode to a few important modes. Nevertheless, in contrast to the result of Brink *et al.* [13], which is obtained by solving the perturbative three-mode equations, we do not see evidence that the r -modes can rise back up to large amplitudes after the decay in our fully nonlinear simulations (cf. Fig. 1 of [13]). Instead, the large amplitude r -modes are destroyed during the catastrophic decay, and the neutron star changes rapidly to a strongly differential rotating configuration. This is a point crucial to our argument of the saturation amplitude being quite independent of the values of the γ 's.

-
- [1] N. Andersson, *Astrophys. J.* **502**, 708 (1998).
 [2] J.L. Friedman and S.M. Morsink, *Astrophys. J.* **502**, 714 (1998).
 [3] N. Andersson and K.D. Kokkotas, *Int. J. Mod. Phys. D* **10**, 381 (2001).
 [4] J.L. Friedman and K.H. Lockitch, gr-qc/0102114.
 [5] N. Andersson, *Class. Quantum Grav.* **20**, R105 (2003).
 [6] P. Gressman, L.-M. Lin, W.-M. Suen, N. Stergioulas, and J.L. Friedman, *Phys. Rev. D* **66**, 041303(R) (2002).
 [7] P. Arras, E. E. Flanagan, S.M. Morsink, A.K. Schenk, S.A. Teukolsky, and I. Wasserman, *Astrophys. J.* **591**, 1129 (2003).
 [8] L. Lindblom, J.E. Tohline, and M. Vallisneri, *Phys. Rev. Lett.* **86**, 1152 (2001).
 [9] L. Lindblom, J.E. Tohline, and M. Vallisneri, *Phys. Rev. D* **65**, 084039 (2002).
 [10] A.D. Craik, *Waves Interactions and Fluid Flows* (Cambridge University Press, New York, 1985).
 [11] L.-M. Lin and W.-M. Suen, In preparation (2004).
 [12] A.K. Schenk, P. Arras, E. E. Flanagan, S.A. Teukolsky, and I. Wasserman, *Phys. Rev. D* **65**, 024001 (2001).
 [13] J. Brink, S.A. Teukolsky, and I. Wasserman, astro-ph/0406085 (2004).