

Spacetime Slices and Surfaces of Revolution

John T. Giblin, Jr and Andrew D. Hwang^y

Abstract

Under certain conditions, a $(1+1)$ -dimensional slice Σ of a spherically symmetric black hole spacetime can be equivariantly embedded in $(2+1)$ -dimensional Minkowski space. The embedding depends on a real parameter that corresponds physically to the surface gravity of the black hole horizon.

Under conditions that turn out to be closely related, a real surface that possesses rotational symmetry can be equivariantly embedded in 3-dimensional Euclidean space. The embedding does not obviously depend on a parameter. However, the Gaussian curvature is given by a simple formula: If the metric is written $g = -dr^2 + r^2 d\theta^2$, then $K_g = -\frac{1}{2} \Delta(r)$.

This note shows that metrics g and Σ occur in dual pairs, and that the embeddings described above are orthogonal facets of a single phenomenon. In particular, the metrics and their respective embeddings differ by a Wick rotation that preserves the ambient symmetry.

Consequently, the embedding of Σ depends on a real parameter. The ambient space is not smooth, and θ is inversely proportional to the cone angle at the axis of rotation. Further, the Gaussian curvature of Σ is given by a simple formula that seems not to be widely known.

1 Introduction

The most concrete way to study a surface is (when possible) to embed it isometrically in a flat 3-dimensional space. Isometric embedding "realizes"

^DDepartment of Physics, Brown University, Providence, Rhode Island 02912

^yDepartment of Mathematics and Computer Science, College of the Holy Cross, Worcester, Massachusetts 01610

the abstract surface, and is useful for developing geometric intuition. Naturally, the signature of the surface metric is related to the signature of the ambient metric. For example, a "spacetime slice" of signature $(1 + 1)$ cannot be isometrically embedded in \mathbb{R}^3 ; instead, one might seek an embedding into the Minkowski space \mathbb{R}^{2+1} .

When an abstract surface has symmetry, it is natural to seek an embedding in which the intrinsic symmetry is realized by a symmetry of the ambient space. When this occurs, the embedding is said to be equivariant (with respect to the actions of the abstract symmetry groups).

This note originates with two families of equivariant isometric embeddings. The first realizes slices of certain spherically-symmetric static spacetimes as surfaces in Minkowski space \mathbb{R}^{2+1} , see [5, 8]. (These papers were inspired by earlier work involving higher dimensional embeddings into flat space [1, 2, 4, 7, 9, 10].) The second is a "symplectic" description of (classical) surfaces of revolution, see [6]. Each family of metrics has continuous symmetry: time translation and rotation, respectively.

These two families of metrics are equivariantly related by "Wick rotation", in a sense made precise below. The relationship is roughly analogous to the duality between conjugate minimal surfaces: For each suitable spacetime slice, there is a "dual" surface of revolution, and a single equivariant embedding into \mathbb{C}^3 that interpolates the embeddings of the respective surfaces into flat (real) 3-dimensional spaces. The resulting 1-parameter family of metrics on the abstract surface interpolates metrics of different signatures, so unlike the situation for minimal surfaces, the interpolating metrics are not mutually isometric (even locally).

Geometric properties of one family have consequences for the other family:

The Gaussian curvature of a spacetime slice is given by an extremely simple formula.

The surface gravity of a black hole horizon has a geometric interpretation as angular defect of a cone singularity. In particular, the metrics studied in [6] are instances of a 1-parameter family of (possibly singular) metrics that are "smoothly embedded" in a (flat) singular ambient space.

Organization

In Section 2 we introduce the abstract surfaces under consideration; fixed points are removed for simplicity, and the intrinsic "Wick rotation" is described as a discrete symmetry. In Section 3, we equip the ambient space \mathbb{C}^3 with coordinates, an action of the additive complex group, and an appropriate (at) indefinite metric. Section 4 describes the interpolating embedding, a map from $\mathbb{C} \times \mathbb{R}$ to \mathbb{C}^3 . The equivariant embeddings of spacetime slices and surfaces of revolution are the restrictions of this embedding to $i\mathbb{R} \times \mathbb{R}$ and $\mathbb{R} \times \mathbb{R}$. In Section 5, we address "boundary" questions of smoothness and embeddability.

2 Intrinsic Metrics

We take the mathematical point of view that a "metric" comprises a metric tensor and a parameter domain (or manifold). Thus, a metric can be 2-dimensional, compact, connected, oriented, etc.

Consider an oriented 2-dimensional metric that admits a free, isometric action of the additive group \mathbb{R} . The interpretation of the symmetry depends on the signature: In Lorentz signature, the action should be viewed as time translation of a $(1+1)$ -dimensional slice of a static spacetime. In Riemannian signature, the action is something like a rotation about an axis, except that fixed points have been removed and the resulting metric lifted to its universal cover.

The existence of useful coordinate systems is independent of the metric signature, so for the moment we work with a Riemannian metric g .

Isothermal Parameters

Away from fixed points of the action, existence of isothermal parameters is elementary: Construct nets of curves by taking orbits of the action and the associated g -orthogonal family. Clearly these curves are coordinate curves in which the metric is diagonal and the group action is a coordinate translation. A change of variable in the direction transverse to the action ensures that the diagonal metric components are equal; see [6] for details.

More precisely, our metric may be regarded as living on the planar domain $D \doteq \mathbb{R} \times (a;b)$ with coordinates $(t;s)$, and with \mathbb{R} acting by translation in t ,

Figure 2.1. After changing s if necessary, there exists a smooth function $\psi : (a;b) \rightarrow \mathbb{R}$ such that

$$(2.1) \quad g = \psi'(s) (dt^2 + ds^2):$$



Figure 2.1: The domain of an intrinsic metric

Action-Angle Coordinates

An additional change of transverse coordinate expresses the metric in action-angle (or symplectic) form

$$(2.2) \quad g = \psi(r) dt^2 + \frac{1}{\psi(r)} dr^2:$$

Indeed, set

$$(2.3) \quad r = \int_s \psi'(t) dt; \quad \psi(r) = \psi'(s):$$

The integralequation defines r as a function of s (up to an additive constant) on each interval where ψ' is non-vanishing, and the resulting coordinate is easily shown to satisfy (2.2). The additive constant amounts to translation of the interval $(a;b)$, and is geometrically harmless.

Given a non-vanishing function $\psi : (a;b) \rightarrow \mathbb{R}$, the equations

$$(2.4) \quad s = \int_r \frac{dr}{\psi(r)}; \quad \psi'(s) = \psi(r);$$

define a translation-invariant, isothermal metric on D that satisfies 2.1). These constructions are inverse to each other up to isometry of g and domain translation of ψ . In other words, an isometry class of g corresponds to

a function φ that is unique up to translation in the domain. For reasons originating in symplectic geometry, this correspondence is called the momentum construction, and the function φ is called the momentum profile of g .

Elementary Metric Geometry

In action-angle coordinates, the arc length element along a generator, and the area form, are

$$(2.5) \quad ds = \sqrt{g(r)} dr; \quad dA = dr dt.$$

The second formula highlights the geometric significance of the coordinate r : In a region of surface defined by the inequalities $\varphi \leq t \leq \varphi + 2\pi$, the change in r is proportional to the enclosed surface area. On a surface of revolution where the t -interval $[0; 2\pi]$ corresponds to one full turn, $2\pi r$ measures zonal area.

The Killing field $\frac{d}{dt}$ that generates the group action has squared length $g(r)$. This formula is meaningful even for metrics of Lorentz signature: The symmetry is time translation! For a Riemannian metric embedded as a surface of revolution in \mathbb{R}^3 , one full turn of the surface is a t -interval of length 2π , and $\sqrt{g(r)}$ is the Euclidean radius of the surface at r .

Gaussian Curvature

The interplay between action-angle and isothermal (i.e., holomorphic) coordinates on a surface of revolution leads to a remarkable formula for the Gaussian curvature, see [6]:

$$K = -\frac{1}{2} g''(r):$$

On the Lorentzian side, direct calculation shows that the Gaussian curvature of a spacetime slice is

$$K = \frac{1}{2} g''(r):$$

In both signatures

$$(2.6) \quad K = -\frac{1}{2} g_{tt}''(r):$$

This formula seems not to be widely known.

From the standpoint of constructing metrics of specified (e.g., constant) curvature, action-angle coordinates have the substantial advantage that the Gaussian curvature is a linear function of the profile. Further, as we shall see, metrics presented in this form are explicitly embeddable in a flat ambient space.

Complexification

Regard t as a complex coordinate. The complex-valued tensor

$$g_c = -(r) dt^2 + \frac{1}{(r)} dr^2$$

on $C \times (a;b)$ is real-valued on $R \times (a;b)$, where it is positive-definite, and on $iR \times (a;b)$, where it has Lorentz signature. Intrinsic Wick rotation is the transformation $t \rightarrow it$, under which g corresponds to

$$(2.7) \quad \bar{g} = -(r) dt^2 + \frac{1}{(r)} dr^2:$$

We assume from now on that the additive group C acts by translation in t . Since t is determined by the group action, while r is characterized by (2.2), the duality $g \leftrightarrow \bar{g}$ (which is defined using coordinates) actually depends only on g_c . The metric \bar{g} is the spacetime slice associated to the surface of revolution g .

An Example

Consider the momentum profile $(r) = 1 - r^2$ on $(-1;1)$. By (2.4),

$$s = \int_0^r \frac{dr}{1-r^2} = \frac{1}{2} \log \frac{1+r}{1-r};$$

or $r = \tanh s$ and $r'(s) = \text{sech}^2 s$. The arc length element and function are

$$ds = \frac{dr}{\sqrt{1-r^2}}; \quad \theta = \arcsin r; \text{ or } r = \sin \theta:$$

If this metric is embedded isometrically in R^3 , the radius at r is $\sqrt{1-r^2} = \cos \theta$. As should be clear, we are looking at the round metric of

unit radius on a sphere, a fact that is confirmed (at least circumstantially) by the fact that the Gaussian curvature is $\frac{1}{2} g^{00}(r) = 1$. The dual spacetime slice is

$$g = \frac{dr^2}{1-r^2} - (1-r^2) dt^2;$$

a portion of the well-known deSitter metric, which embeds in R^{2+1} as (part of) a hyperboloid of one sheet. Figure 2.2 depicts the images at the same scale. The coordinate curves on the hyperboloid are not those of embedding coordinates. These classic embeddings are presented here to illuminate similarity; a formal relationship is developed below.

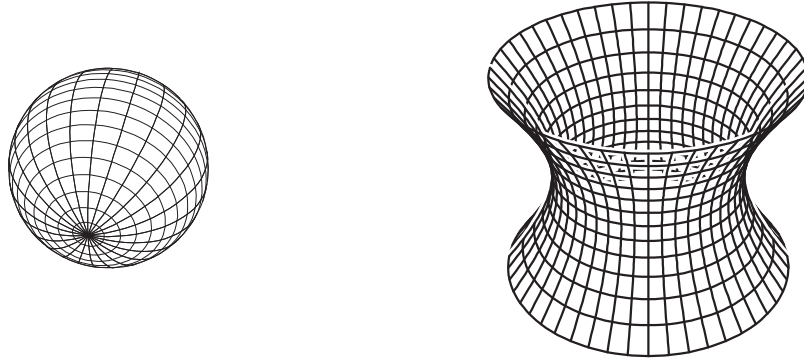


Figure 2.2: Riemannian and Lorentzian embeddings of $(r) = 1 - r^2$.

3 The Ambient Space

Consider the ambient space $C^3 = f(T; X; Y)g$, and write $T = T_1 + iT_2$, etc. Endow C^3 with the flat metric

$$E = \text{Re}(dT^2 + dX^2 + dY^2) = (dT_1^2 + dX_1^2 + dY_1^2) - (dT_2^2 + dX_2^2 + dY_2^2):$$

Euclidean space is identified with the totally real slice $R^3 \subset C^3$, while Minkowski space is the 3-dimensional subspace $iR \times R^2 \subset R^{2+1}$ defined by the equations $T_1 = X_2 = Y_2 = 0$. The ambient Wick rotation is the map $W : (T; X; Y) \mapsto (iT; X; Y)$, which carries R^3 to R^{2+1} .

The ambient symmetry group that realizes the intrinsic symmetries of our surface metrics is the additive complex group acting as "(complex) rotation about the Y-axis":

$$(3.1) \quad R(T; X; Y) = (X \sin T + T \cos T; X \cos T - T \sin T; Y):$$

A short calculation gives

$$W^{-1} R_i W(T; X; Y) = (X \sinh T + T \cosh T; X \cosh T + T \sinh T; Y):$$

This formula hints at the close relationship between rotations of Euclidean space and boosts of Minkowski space.

Henceforth, the ambient space is essentially $C^2 \times R \times C^3$. In fact, the embeddings of primary interest take values in $C \times R \times R$; only T is "really" complex. However, equation (3.1) shows that continuous interpolation of embeddings requires consideration of $C^2 \times R^{2/2}$.

Cylindrical Coordinates

The complex cylindrical coordinates mappings $\sigma: C^2 \rightarrow C^2$ are defined by

$$(3.2) \quad \begin{aligned} (T; X) &= e^{+i\theta} (r; \phi) = e^{i\theta} (\sin \theta; \cos \theta) \\ (T; X) &= e^{-i\theta} (r; \phi) = ie^{i\theta} (\cos \theta; \sin \theta) \end{aligned}$$

Two mappings are required to cover a dense open set in C^2 , see below. The ambient group action is coordinate translation:

$$R(T; X; Y) = (T; X; Y + T):$$

The metric quadratic form $Q = t_1^2 + x_1^2 - t_2^2 - x_2^2$ partitions C^2 into sets of spacelike (for which Q is positive), timelike (for which Q is negative), and lightlike vectors. Each of these sets is a union of rays into the origin, so understanding these sets amounts to understanding the way each intersects the unit sphere $S^3 = \{t_1^2 + x_1^2 + t_2^2 + x_2^2 = 1\}$. The lightlike cone intersects the sphere in a real 2-torus whose complement consists of two linked solid tori. The real cones over these solid tori are the sets of spacelike and timelike vectors, and the mapping $(T; X) \mapsto (iX; iT)$ (among others) involutively exchanges these sets. The image of $e^{+i\theta}$ is the set of spacelike vectors, so the image of $e^{-i\theta}$ is the set of timelike vectors.

The pullback tensors $(f^*)E$ express the metric E in cylindrical coordinates":

$$(3.3) \quad (f^*)E = e^2 (dr^2 + dt^2) + dY^2:$$

It is straightforward to verify that the restrictions to the real 3-dimensional ambient slices of interest satisfy

$$\begin{aligned} E^3 &= e^2 (dr^2 + dt^2) + dY^2; \\ E^{2+1} &= e^2 (dr^2 + dt^2) + dY^2: \end{aligned}$$

To check the second equation, it is necessary to use both cylindrical coordinate regions.

An equivariant embedding of a surface is one for which (intrinsic) t -translation is induced by θ -translation in cylindrical coordinates.

4 Embeddings

Fix a real constant $\epsilon > 0$, let $\gamma : (a;b) \rightarrow \mathbb{R}$ be a positive profile satisfying $\gamma^{(0)} \in C^2$, and let g be the metric on $C^2(a;b)$ as in (2.2). The functions

$$(4.1) \quad \begin{aligned} T &= \frac{1}{\gamma(r)} \sin(t) \\ X &= \frac{1}{\gamma(r)} \cos(t) \end{aligned} \quad Y = \int_r^s \sqrt{\frac{1}{\gamma(r)} + \frac{1}{2} \gamma^{(0)}(r)} dr$$

define a mapping $f : C^2(a;b) \rightarrow \mathbb{C}^3$. (The function Y , which depends only on r , is well-defined up to an additive constant, which alters the mapping by an ambient translation.) Not incidentally, Y is real-valued. To see that f is an isometric embedding of g into $(\mathbb{C}^3; E)$, use cylindrical coordinates:

$$dt = dt; \quad dr = \frac{\gamma^{(0)}(r)}{2\gamma(r)} dr; \quad dY = \sqrt{\frac{1}{\gamma(r)} + \frac{1}{2} \gamma^{(0)}(r)} dr$$

so the pullback of E by f is

$$\begin{aligned} f^*E &= e^2 (dr^2 + dt^2) + dY^2 = \frac{\gamma(r)}{2} dt^2 + \frac{\gamma^{(0)}(r)^2}{4\gamma(r)^2} dr^2 + dY^2 \\ &= \gamma(r) dt^2 + \frac{1}{\gamma(r)} dr^2 = g: \end{aligned}$$

Observe that the embedding "decouples" in complex cylindrical coordinates: Y is a function of t alone, while X and Z are functions of r alone. Since the ambient and intrinsic group actions are translations in r and t respectively, equivariance of f is obvious.

Negative Profiles

The embedding (4.1) was introduced under the condition that $\alpha > 0$. If $\alpha < 0$ on an interval, the wish that Y be real-valued imposes the condition $j^0 j^2 = 2$. In this situation, we are led to define

$$(4.2) \quad \begin{aligned} T &= \frac{1}{\alpha} \frac{1}{r} \cos(\alpha t) & Z &= r^2 \frac{1}{\alpha} \frac{1}{r} \sin(\alpha t) \\ X &= \frac{1}{\alpha} \frac{1}{r} \sin(\alpha t) & Y &= \frac{1}{\alpha} \frac{1}{r} \cos(\alpha t) \end{aligned}$$

The formal expression of this mapping in terms of the cylindrical coordinate mapping is identical to that of (4.1) with respect to α^+ . In particular, equation (4.2) defines an equivariant isometric embedding of the metric

$$g = \frac{1}{\alpha} dr^2 + r^2 dt^2; \quad \alpha < 0;$$

into C^3 . Since $\alpha < 0$ but t is imaginary, the intrinsic coordinates have "switched roles": r is timelike and t is spacelike.

The Schwarzschild-de Sitter Metric

The metrics associated to the positive portion of the profile $r(r) = 1 - \frac{2}{r} - \frac{r^2}{100}$ are depicted in Figure 4.1. The X - and Y -axes are the real axes of the complex coordinate directions. The spacetime slice that results is part of the Schwarzschild-de Sitter metric.

Each surface intersects the $(X; Y)$ -plane in the curve whose parametrization may be read off equation (4.1); the respective surfaces are swept out as this curve is acted on by a real or imaginary coordinate translation in t .

5 Fixed Points and Horizons

In the previous section we omitted points at which $\alpha = 0$, including fixed points of the group action and null lines in the ambient space. In this section,

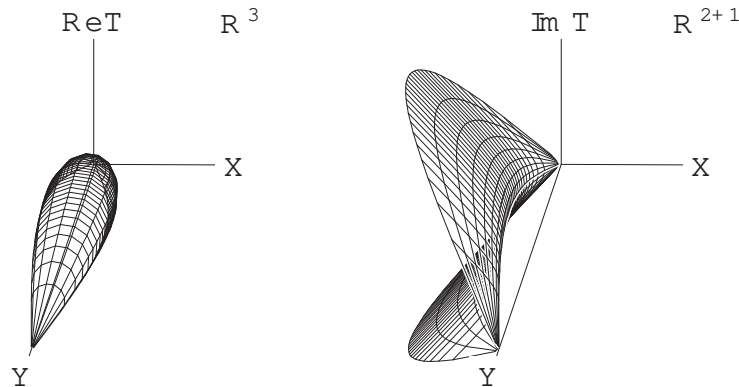


Figure 4.1: A surface of revolution and the dual spacetime slice.

we investigate issues related to boundary conditions.

Riemannian Signature

In the Riemannian situation, the profile is non-negative, $\rho(r)$ is the length of the Killing field generating the group action, and a t -interval of length 2π corresponds to one full turn of the image surface. Consequently, the action has a fixed point at each zero of ρ . To understand the significance of ρ , we look more closely at the geometry of g near a fixed point.

Without loss of generality, we transform such that $\rho(0) = 0$, and $\rho' > 0$ in some interval to the right of 0. The Taylor expansion is

$$\rho(r) = \frac{1}{2}\rho''(0)r^2 + o(r^2) \quad \text{near } r = 0:$$

Let θ be the cone angle at the vertex. Because the area element of g is $dA = \rho dr dt$, the portion of surface $0 \leq r \leq \epsilon$ has area $2\pi \int_0^\epsilon \rho dr = \pi \epsilon^2 \rho''(0)$. The boundary curve $r = \epsilon$ has circumference $2\pi \rho(\epsilon) = 2\pi \epsilon \rho'(\epsilon)$. By elementary geometry, the cone angle is

$$= \lim_{\epsilon \rightarrow 0} \frac{\text{circumference}^2}{4 \times \text{area}} = \frac{4\pi^2 \rho'(\epsilon)^2}{4\pi \rho''(0)} = \frac{\pi \rho'(\epsilon)^2}{\rho''(0)}:$$

Since the image of the embedding is smooth at a fixed point if $\rho''(0) > 0$, smoothness is equivalent to $\rho''(0) > 0$. A similar argument holds if ρ' is positive to the left of 0: The embedding is smooth if $\rho''(0) < 0$. Generally, $\rho''(0)$ is a measure of angular defect (a.k.a. point curvature) at a fixed point.

In [6], the value $\alpha = 1$ was used tacitly. If $\alpha \neq 1$, it is appropriate to view the embedding (4.1) as taking values not in \mathbb{R}^3 , but in a space that is at away from the Y -axis and has cone angle 2π along the Y -axis. If $j^0_j = 2$ at a zero of the profile, the embedding meets the Y -axis perpendicularly; the intrinsic and ambient metric singularities have the same total angle.

Lorentz Signature

Provided the radicand in the definition of Y is non-negative, the embedding of a spacetime slice extends to intervals on which ρ achieves negative values. Geometrically, a zero of the profile must map to a null line in \mathbb{R}^{2+1} , and the image of the embedding can cross from the spacelike portion of \mathbb{R}^{2+1} to the timelike portion, see Figure 5.1.

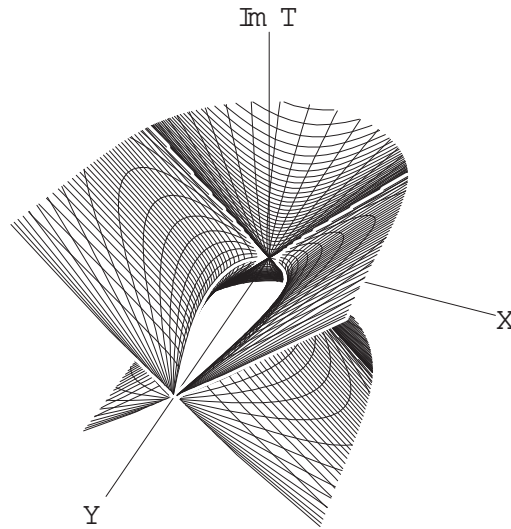


Figure 5.1: Extension of the Schwarzschild-de Sitter embedding

A horizon of an embedding is a curve in \mathbb{R}^{2+1} along which the image is null. Intrinsically, a horizon comes from a zero of ρ , where the spacetime slice degenerates. A glance at (4.1) shows that the embedding is smooth at a horizon only if $j^0_j = 2$ and $\alpha < 0$. There are two horizons in Figure 5.1; one in the foreground (a cosmological horizon), and one containing the origin (the black hole horizon).

Embeddability Criteria

Engman [3] studied momentum profiles and their associated surfaces of revolution, and characterized embeddability in terms of bounds on the total curvature of a disk centered at a fixed point. His bounds naturally have a spacetime analogue, though a satisfactory topological interpretation is lacking due to non-compactness.

The portion of metric associated to a profile embeds in the coordinate function Y in (4.1) is real-valued. Non-negativity of the radicand is an obvious necessary condition, and is sufficient if the profile is (say) real-analytic at each zero. If a metric associated to embeds, then at each point of the momentum interval one of the following conditions holds:

$$> 0 \text{ and } j'^0 j'' \leq 2, \\$$

$$< 0 \text{ and } j'^0 j'' \leq 2, \\$$

$$= 0, j'^0 j'' = 2.$$

In the Riemannian situation, the profile must be non-negative, and the metric embeds in $j'^0 j'' \leq 2$. To obtain bounds on the total curvature of a disk, assume without loss of generality that $\rho = 1$ (so that the ambient space is smooth), $\rho(0) = 0$, and $\rho'(0) = 2$. For $r_1 > 0$, the total curvature of the disk $D = \{0 \leq r \leq r_1\}$ is

$$\int_D K \, dA = \int_0^{r_1} \rho''(r) \, dr = 2 - \rho''(r_1).$$

We read off at once that the metric embeds in the total curvature of an arbitrary disk (centered at the fixed point) is between 0 and 4. A similar analysis holds for profiles that are positive to the left of a zero.

The upper bound is topologically significant: By the Gauss-Bonnet theorem, a surface of revolution generated by a profile that vanishes twice has total curvature 4, even if the surface is not smooth at a fixed point. There are two ways the upper bound can be achieved by a profile satisfying $\rho(0) = 0$ and $\rho'(0) = 2$: The profile can become too steep (downward), or vanish at some $r_1 > 0$. In either case, no longer defines an embedding.

The spacetime situation is analogous to an extent: There is an embeddability criterion in terms of total curvature, which has the expected sign

change from the Riemannian case. Because the symmetry group is non-compact, we must speak of curvature per unit time. Further, it is meaningful to speak of embeddings defined by negative profiles, so there are two cases to consider. As above, we assume ψ is a profile satisfying $\psi(0) = 0$ and $\psi'(0) = \pm 2$, and that ψ is non-vanishing between 0 and r_1 for some $r_1 > 0$.

If $\psi > 0$, embeddability is equivalent to the pointwise inequality $|\psi'| \leq 2$. Integrating the curvature form $K dA$ over a t interval of length 1 and the r interval $[0; r_1]$, we find that the total curvature per unit time is non-positive, but no less than -4 , in every neighborhood of the horizon $r = 0$.

If $\psi < 0$, embeddability is equivalent to the bounds $|\psi'| \leq 2$. By an entirely analogous argument, the total curvature over $[0; r_1]$ is either ≥ 2 or is non-positive. However, total curvature is a continuous function of r_1 , and since the total curvature vanishes in the limit as $r_1 \rightarrow 0$, the first bound cannot hold for arbitrary r_1 .

We conclude that embeddability of a piece of spacetime metric associated to a negative profile implies that the metric has non-positive total curvature in every neighborhood of the horizon, regardless of the sign of the profile. In an interval where the profile is positive, the total curvature is no smaller than -4 , while if the profile is negative, there is no a priori lower bound on the total curvature.

Non-positivity of the total curvature implies the observation made in [5]: if $\psi'(0) = \pm 2 \notin 0$ then the metric embeds in a neighborhood of the horizon if $\psi' < 0$.

References

- [1] A. Davidson and U. Paz, Extensible embeddings of black hole geometries, *Found. Phys.* 30 (2000), 785
- [2] S. Deser and O. Levin, Mapping Hawking into Unruh thermal properties, *Phys. Rev. D* 59 (1999), 064004
- [3] M. Engman, A note on isometric embeddings of surfaces of revolution, *Amer. Math. Monthly*, 111 (2004), 251-255
- [4] C. Fronsdal, *Phys. Rev.* 116 (1959), 778
- [5] J. T. Giblin, D. Marolf, and R. Garvey, Spacetime embedding diagrams for spherically symmetric black holes, *Gen. Rel. Grav.* 36 (2004), 83

- [6] A .D .Hwang, A symplectic look at surfaces of revolution, *Enseignement Math.*, 49 (2003), 157{172
- [7] E .K asner, *Am .J.M ath.* 43, (1921) 12
- [8] D .M arolf Spacetime embedding diagrams for black holes, *Gen .Rel.G rav.* 31 (1999), 919
- [9] T .P adm anabhan, Thermodynamics and/of horizons: A comparison of Schwarzschild, Rindler and deSitter spacetimes, *Mod .Phys. Letts A* 17 (2002), 923
- [10] L . Sriram kum ar and T . P adm anabhan, *Int. Jour. M od. Phys. D* 11 (2002), 1