

Weight Measurements of High-Temperature Superconductors during Phase Transition in Stationary and Non-Stationary Condition

Tajmar^{*}, M., Hense, K., Marhold, K.

Space Propulsion
ARC Seibersdorf research, A-2444 Seibersdorf, Austria

De Matos[†], C.J.

European Space Agency (ESA), F-75015 Paris, France

Abstract

The weight of high temperature superconductors passing through their critical temperature was measured. No anomaly was found within the equipment accuracy ruling out claimed anomalies by Rounds and Reiss. Our experiments extend the accuracy of previous measurements by two orders of magnitude. In addition, for the first time, the weight of a rotating superconductor was measured. Also in this case, no weight anomaly could be seen within the accuracy of the equipment used.

PACS: 74.25.Ld, 04.80.-y

Keywords: Mass Anomaly, Superconductors Weight Measurement

^{*} Principal Scientist, Email: martin.tajmar@arcs.ac.at, Tel: +43-50550-3142, Fax: +43-50550-3366

[†] Advanced Concepts and Studies Officer, Email: clovis.de.matos@esa.int, Tel: +33-15369-7498, Fax: +33-15369-7651

Introduction

Since the publications of Podkletnov^{1,2}, there has been much debate in the literature^{3,4}, about his claim of reducing a sample weight by 0.03 – 2.1% placed over a levitating YBCO high temperature superconductor (non-rotating and rotating using field coils). Several replication experiments were carried out to date, and, although not all conditions reported by Podkletnov were fully reached in some cases (e.g. size of superconductor or frequency of field coil), no successful replication of his claims were reported⁵⁻⁷.

More recently, claims about the change of mass from YBCO and BSCCO high temperature superconductors were reported in the range of 0.05% and 0.5% respectively passing through their critical temperature^{8,9}.

Rounds used a styropor dewar placed above a microbalance⁸. Inside the dewar, which was filled with liquid nitrogen, an YBCO sample was placed above a permanent magnet. He then monitored the weight of the dewar assembly until the nitrogen was fully evaporated; hence he observed the superconductor passing from the superconductive to the normal phase. After analysing the weight slope and comparing it with a reference sample slope, he claimed to have observed steps around the critical temperature of 90 K showing a sudden weight change of the YBCO of about 0.05% from its weight.

Reiss used a PTFE capsule filled with BSCOO superconductors of 2212 type alone or mixing them with permanent magnets⁹. This capsule, connected to a microbalance, was then immersed into a dewar filled with liquid nitrogen, which was

slowly evaporating. After analysing the weight slope of the superconductors with respect to measurements done using a non-superconductive reference sample (PVC), Reiss claimed that the superconductors show an increase in weight of about 0.5% in their superconductive state with respect to their non-superconductive state.

Woods et al⁶ performed an experiment similar to the one by Rounds⁸ ruling out any anomalous behaviour down to 0.04% of the superconductor's weight. His conclusion was that Rounds has been looking for gravitational anomalies at temperatures well below the critical temperature.

In this paper we present weight measurements of YBCO and BSCCO superconductors during their phase transition with an improvement by more than two orders of magnitude with respect to the previous measurements. In addition, for the first time, we also report weight measurements for YBCO under non-stationary conditions (rotating and accelerating). No weight anomalies were seen within the resolution of the experiments. These results put new bounds on claimed anomalies of superconductor masses as well as on ongoing theoretical studies on extending the equivalence principles to quantum materials¹⁰. All samples used for the measurements are listed in **Table 1**. The YBCO and stainless steel samples were disc shaped whereas the BSCOO sample was ring shaped.

Weight Measurements for Stationary High-Temperature Superconductors

Setup A

For the first measurements, we intended to closely resemble the simple setup from Rounds (see **Fig. 1**). For the weight measurement we used a Sartorius BP 110 S balance with a maximum weight capability of 110 g and a resolution of 0.1 mg. The balance was connected via a serial interface to a PC. Data acquisition was done using a custom LabView program. On top of the balance was a plastic cup thermally isolated from the balance by a block of styropor. The samples were put in the middle of the cup, which was then filled with liquid nitrogen and closed on top by a sheet of paper. Due to the lack of thermal isolation from the environment, nitrogen evaporation was very fast. In all tests, the cup was usually empty within about 10 minutes. To get an approximation of the time required to pass through the superconductor's critical temperature, a permanent magnet was placed above the YBCO which was levitating when the superconductor was immersed in the liquid nitrogen. After all nitrogen evaporated, the magnet continued to levitate for about 30 s. Therefore we expected to see possible weight anomalies at about this time scale after the complete evaporation of nitrogen from the plastic cup.

Fig. 2 shows the weight-time dependence for YBCO and BSCOO superconductors as well as for a stainless steel reference sample. Nitrogen evaporated until 400 s, after that we expected to see possible weight anomalies. The weight curve at high resolution for both superconductors is shown in **Figs. 3** and **4** respectively. No steps other than the resolution of the balance readings can be seen

from the 400 s down to 800 s – in a time frame where the superconductor must have passed its critical temperature.

The test run that resembled Round's measurement best is shown in **Fig. 5** where a Rare-Earth permanent magnet with a surface field strength of about 1 T was mechanically attached to the YBCO and put in the middle of the plastic cup. This traps a considerable magnetic field once the YBCO is superconductive. Also in this case, no weight anomaly can be seen.

Summarizing the measurements in Setup A, no weight anomaly was seen for an YBCO superconductor (with and without trapped magnetic field) down to 0.00014% and for a BSCCO superconductor down to 0.00033% of their respective weight passing through their critical temperatures according to the resolution of our balance.

Setup B

This setup was intended to allow for a much slower heating and to monitor the temperature of the sample tested. A sketch is shown in **Fig. 6** which is very similar to the setup used by Reiss for his measurements. In Setup B, the same Sartorius BP 110 S balance with a resolution of 0.1 mg was used. The balance was fixed above a glass cryostat from which the samples were hanging down into the cryostat using a thin Ni wire with a diameter of 125 μm . Next to the samples, a PT100 thermocouple was mounted and connected to the PC using the 4-wire method and a constant current of 1 mA. The thermocouple did not touch the sample (in order to avoid influence due to e.g. ice formation on the wires creating noise on the weight measurement) but was in close vicinity (about 1 cm) to have reasonable temperature accuracy. A particular problem was noted from the thermocouple when it came out of the liquid. Due to the electrical power that was fed into the sensor (200 mW), the temperature of the gas surrounding the thermocouple was increasing by about 40 K. This also changed the buoyancy of the samples floating in the nitrogen gas and caused an apparent weight change. Therefore, the thermocouple was mounted slightly above the superconductor so that it would come out first and not spoil the superconductor weight measurements. The temperature slope was then corrected by knowing that when the superconductor is touching the liquid only with its base, its temperature would be still the temperature of the liquid nitrogen, i.e. 77 K. After the cryostat was filled with liquid nitrogen (according to optical observation, the liquid was always about 10 cm above the sample), a foam was put on top of the cryostat to reduce in-flow of humid air.

Fig. 7 shows the weight and temperature curve for an YBCO sample. Three phases are visible in the plot: In Phase I, the YBCO is still immersed in the liquid nitrogen and slowly coming out. Due to the decrease of buoyancy (the volume of the sample in the liquid nitrogen gets smaller as it is coming out), the apparent weight is going up until the sample is only touching the liquid at its base. In Phase II, liquid nitrogen droplets on the base of the sample are evaporating corresponding to an apparent weight decrease. In Phase III, the sample is free of liquid nitrogen and floating only in the nitrogen gas phase. The overpressure of nitrogen in the cryostat limits air (oxygen and humidity) of flowing in and therefore reduces water ice formation significantly (it was observed that when all nitrogen was out of the cryostat, the weight of the sample increased drastically due to water ice formation). As the nitrogen gas gets warmer, the buoyancy of the sample is changing too. Therefore, the weight slope is slightly increasing.

According to the thermocouple reading, the critical temperature of the YBCO (about 90 K) should have been reached 7-8 hours after the start of the measurement. However, no anomalous change in the weight slope could be detected within the resolution of the balance. A similar test was done using the BSCCO sample, the gas phase is shown in **Fig. 8**. Due to the higher critical temperature of the BSCCO (about 108 K), we expected weight anomalies between 16 and 17 hours after the start of the experiment. Also in this case, no change in the weight slope could be seen.

In order to get a better temperature measurement at the superconductor sample, a capsule was built out of aluminum to which the thermocouple was directly mounted and which hosted the superconductor or reference sample (see **Fig. 9**). **Fig. 10** shows a plot of the weight measurement for the YBCO and the aluminum

reference sample (with an offset of 37.9341 g to account for the lower density of aluminum for better comparison) versus the measured temperature from the thermocouple. The peaks from 80 – 85 K are due to the more complicated outer surface of the capsule and the resulting different evaporation of droplets and buoyancy. The slightly different weight slope from the reference sample with respect to the YBCO is due to the difference in specific heat. Again, no anomaly can be seen around the critical temperature from YBCO at 90 K. The procedure was also repeated attaching a Rare Earth permanent magnet on the bottom of the capsule (see **Fig. 9**). Also in this case, no anomaly was seen within the resolution of the balance.

Summarizing the measurements in Setup B, the result is similar to the one in Setup A, as there was no weight anomaly seen for an YBCO superconductor (with and without trapped magnetic field) down to 0.00014% and for a BSCCO superconductor down to 0.00033% of their respective weight according to the resolution of our balance.

Weight Measurements for Non-Stationary High-Temperature Superconductors

– Setup C

Next, we tried to see if rotation of the sample could cause an anomalous weight effect. Therefore we built an insert with an electric motor (4.5 – 15 V DC with a reduction gear of 11:1 to achieve a maximum angular velocity of 1800 rpm at maximum voltage) as shown in **Fig. 11**. The actual speed was determined with an optical encoder. The superconductor and reference sample was again put into a capsule. This capsule was thermally isolated from room temperature with several radiation shields and styropor sheets. A picture of the complete insert is shown in **Fig. 12**. As this setup is much heavier, a different balance had to be used for the measurements. We selected the Sartorius MC 1 with a total weight capacity of 2.2 kg and a resolution of 10 mg. Both balance and speed measurement as well as drive commands for the motor were implemented in a LabView program.

As we already tested the weight of a superconductor for stationary conditions, during the non-stationary tests, the samples were always immersed within the liquid (we knew that for the start of the experiment at angular velocity = 0 no weight anomaly was to be expected). Within 2 seconds we then accelerated the sample to maximum speed at 1800 rpm, remaining at this speed for about 30 seconds, and then stopped rotation. **Fig. 13** shows the speed measurement and the balance reading for an YBCO sample. The main problem during this experiment was the stirring of the liquid nitrogen by the sample. Due to the viscosity, a parabolic surface was formed, bringing the liquid nitrogen in contact with warmer parts of the reservoir, which results in a rise of the evaporation rate. This increased evaporation rate is by far stronger than any observed effect. A weight anomaly was to be expected by a

shift of the curve at the beginning and at the end of the rotation. In fact, there are two peaks at these positions, however both showing in the same direction. Moreover, a similar test with an aluminum reference sample showed the same peaks with similar values.

Therefore, no weight anomaly could be detected for an YBCO up to a resolution of about 100 mg. This translates to a weight percentage of 0.14% from the sample's weight.

Conclusion

The weight of YBCO and BSCCO high temperature superconductors has been measured while passing through their respective critical temperatures. Also the weight of an YBCO under rotation up to 1800 rpm was evaluated. No weight anomaly could be identified up to the resolution of the used equipment. The results are summarized in Table 2. Within the reached measurement accuracy, our results rule out previous claims by Rounds⁸ and Reiss⁹ on the mass of high temperature superconductors.

References

- ¹Podkletnov, E., and Nieminen, R., "A Possibility of Gravitational Force Shielding by Bulk $\text{YBa}_2\text{Cu}_3\text{O}_{7-x}$ Superconductor", *Physica C*, Vol. 203, 1992, pp. 441-444
- ²Podkletnov, E., "Weak Gravitational Shielding Properties of Composite Bulk $\text{YBa}_2\text{Cu}_3\text{O}_{7-x}$ Superconductor Below 70 K under EM Field", Los Alamos Archive cond-mat/9701074, 1997
- ³De Podeta, M., and Bull, M., "Alternative Explanation of Gravitational Screening Experiments", *Physica C*, Vol. 253, 1995, pp. 199-200
- ⁴Unnikrishnan, C.S., "Does a Superconductor Shield Gravity?", *Physica C*, Vol. 266, 1996, pp. 133-137
- ⁵Li, N., Noever, D., Robertson, T., Koczor, R., and Brantley, W., "Static Test for a Gravitational Force Coupled to Type II YBCO Superconductors", *Physica C*, Vol. 281, 1997, pp. 260-267
- ⁶Woods, C., Cooke, S., Helme, J., and Caldwell, C., "Gravity Modification by High Temperature Superconductors", Joint Propulsion Conference, AIAA 2001-3363, 2001
- ⁷Hathaway, G., Cleveland, B., and Bao, Y., "Gravity Modification Experiment using a Rotating Superconducting Disc and Radio Frequency Fields", *Physica C*, Vol. 385, 2003, pp. 488-500
- ⁸Rounds, F.N., "Anomalous Weight Behaviour in $\text{YBa}_2\text{Cu}_3\text{O}_7$ Compounds at Low Temperature", Los Alamos Archive physics/9705043, 1997
- ⁹Reiss, H., "A Possible Interaction Between Gravity and High Temperature Superconductivity – By a Materials Property?", 15th Europ. Conf. Thermophys. Prop., Wuerzburg, Sept. 1999
- ¹⁰Chiao, R.Y., "The Extended Equivalence Principle and the Kramers-Kronig Relations", Los Alamos Archive gr-qc/020911, 2002

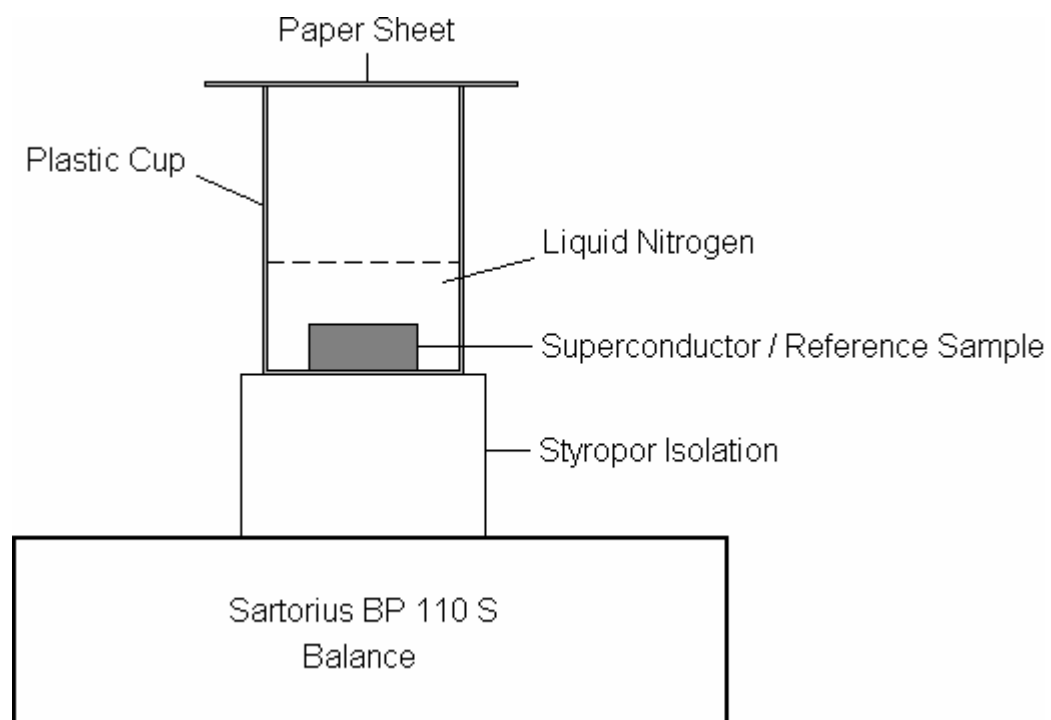


Figure 1 Weight Measurement Setup A

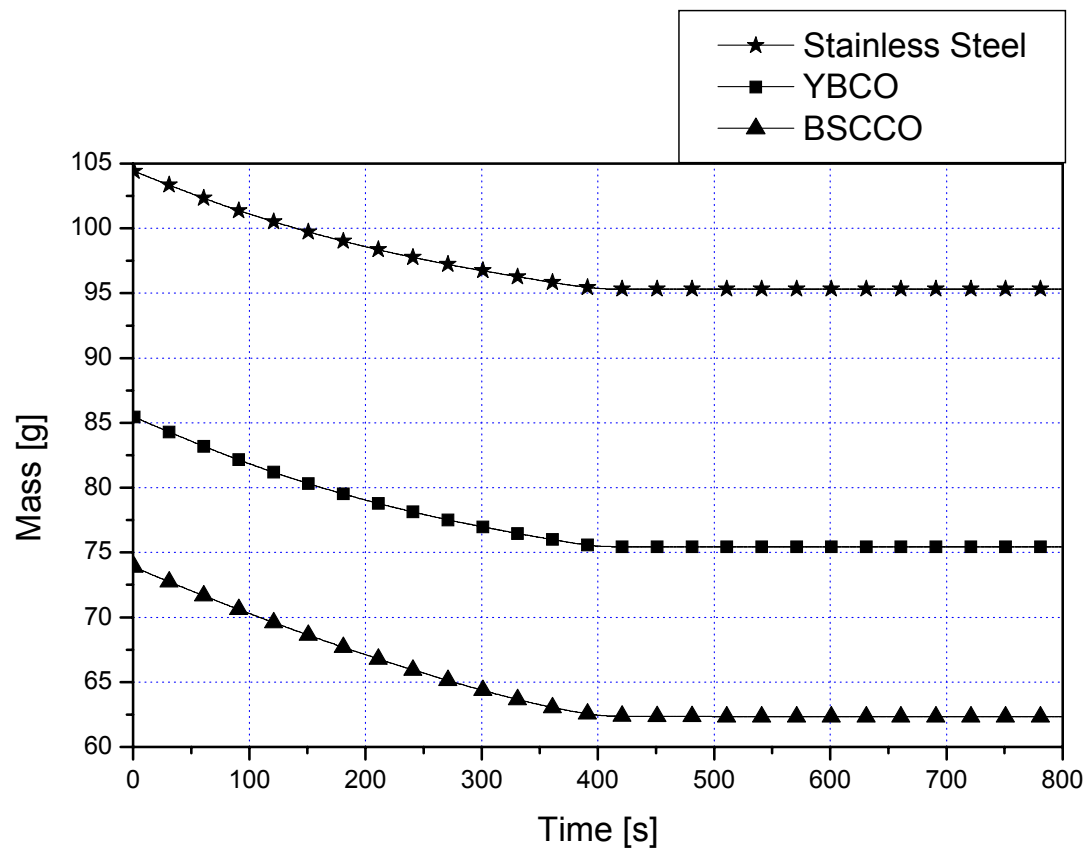


Figure 2 Weight Measurement Setup A

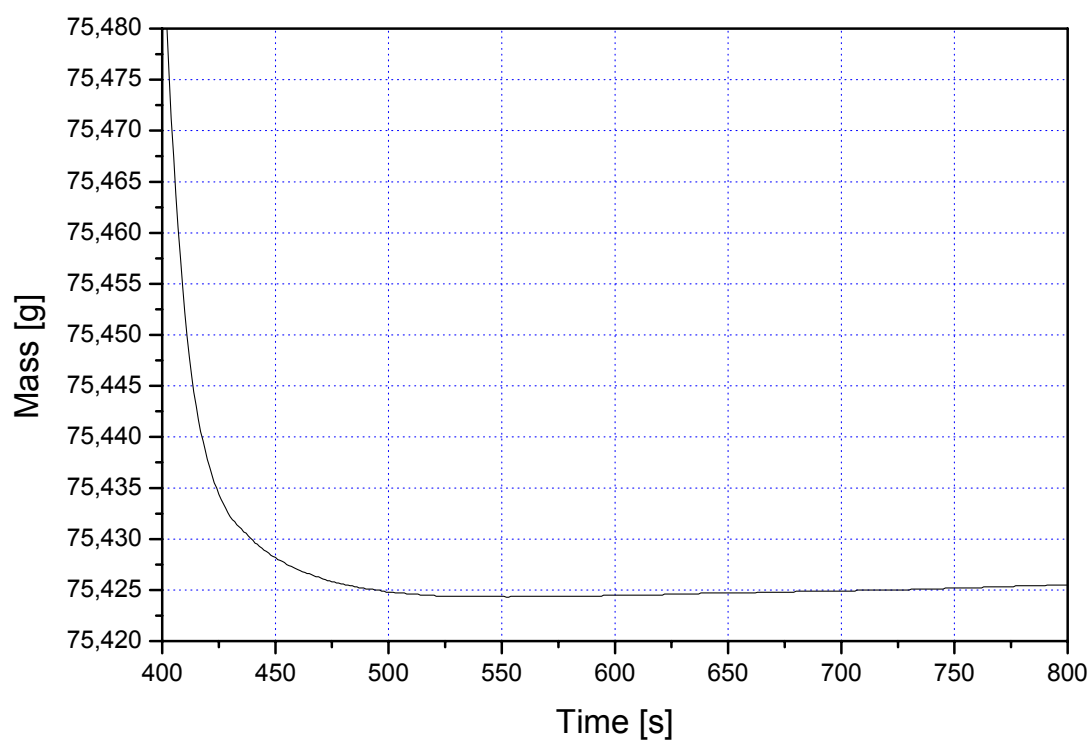


Figure 3 YBCO Weight Measurement in Gas Phase for Setup A

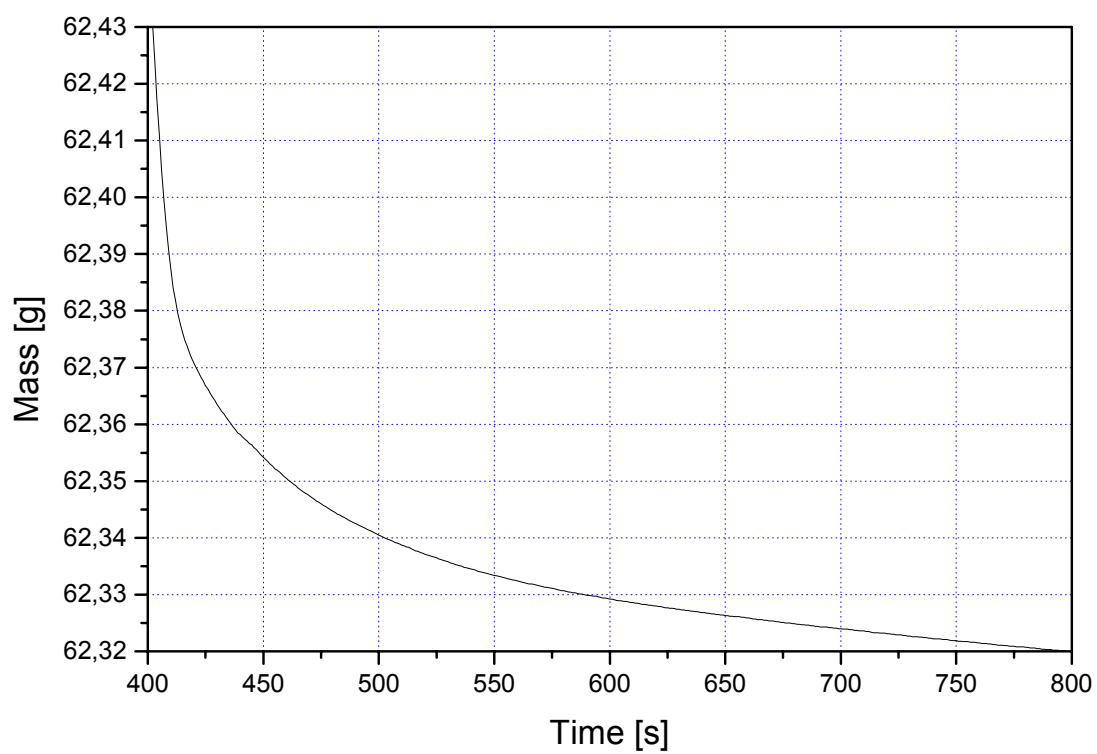


Figure 4 BSCCO Weight Measurement in Gas Phase for Setup A

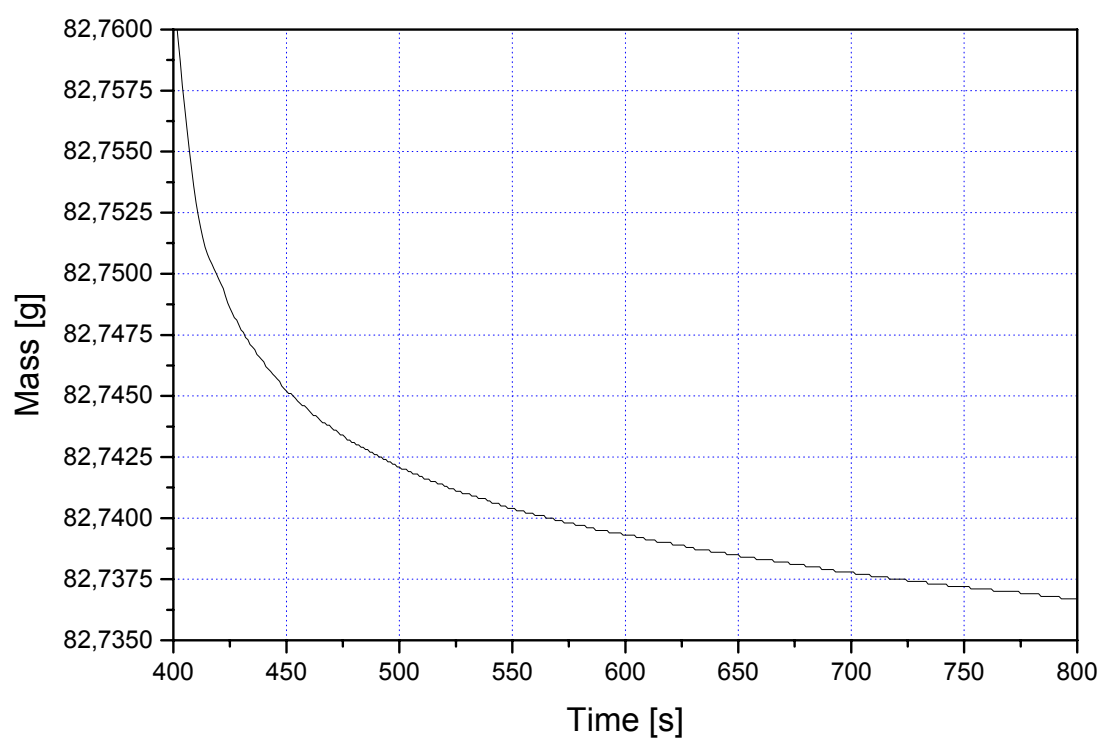


Figure 5 YBCO+Magnet Attached Weight Measurement in Gas Phase for Setup A

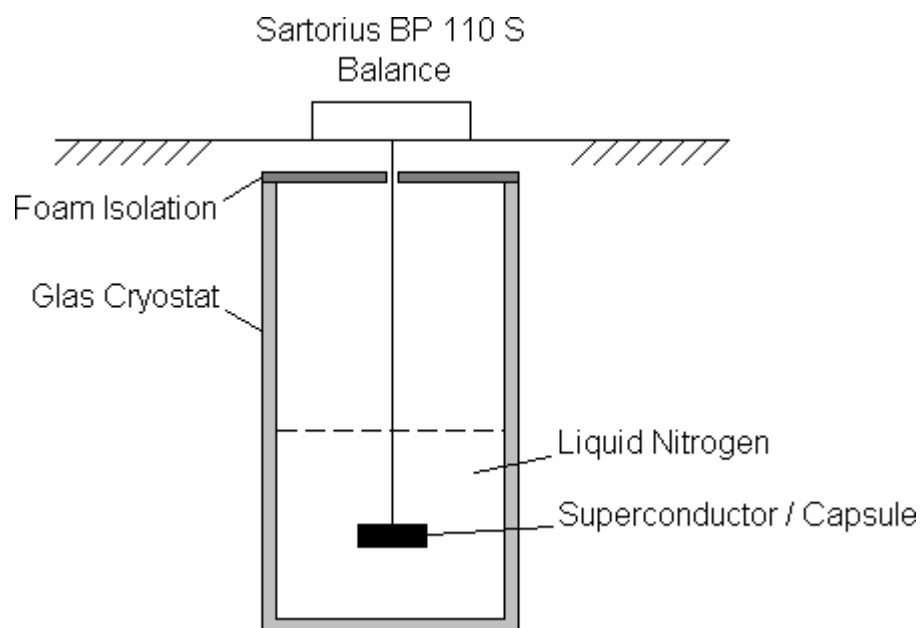


Figure 6 Weight Measurement Setup B

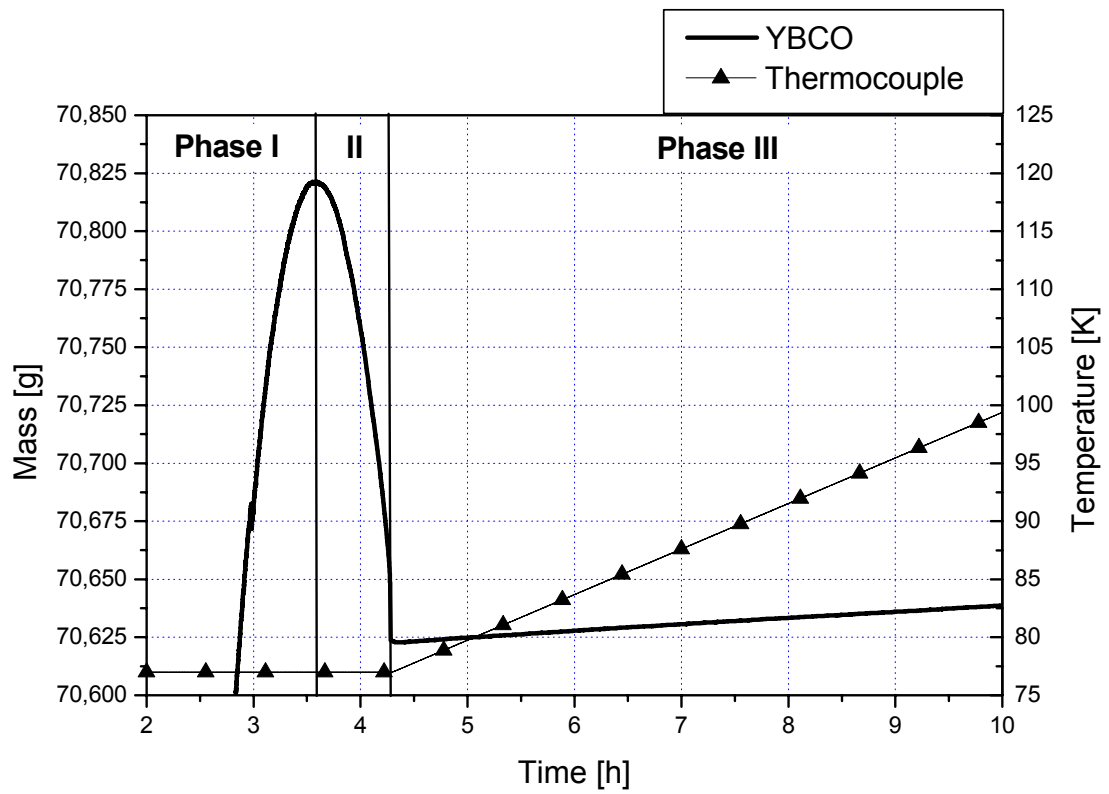


Figure 7 YBCO Weight Measurement and Thermocouple Reading in Setup B (Phase I ... Buoyancy in Liquid Nitrogen, Phase II ... Liquid Nitrogen Droplets Evaporate on Sample, Phase III ... Buoyancy in Nitrogen Gas)

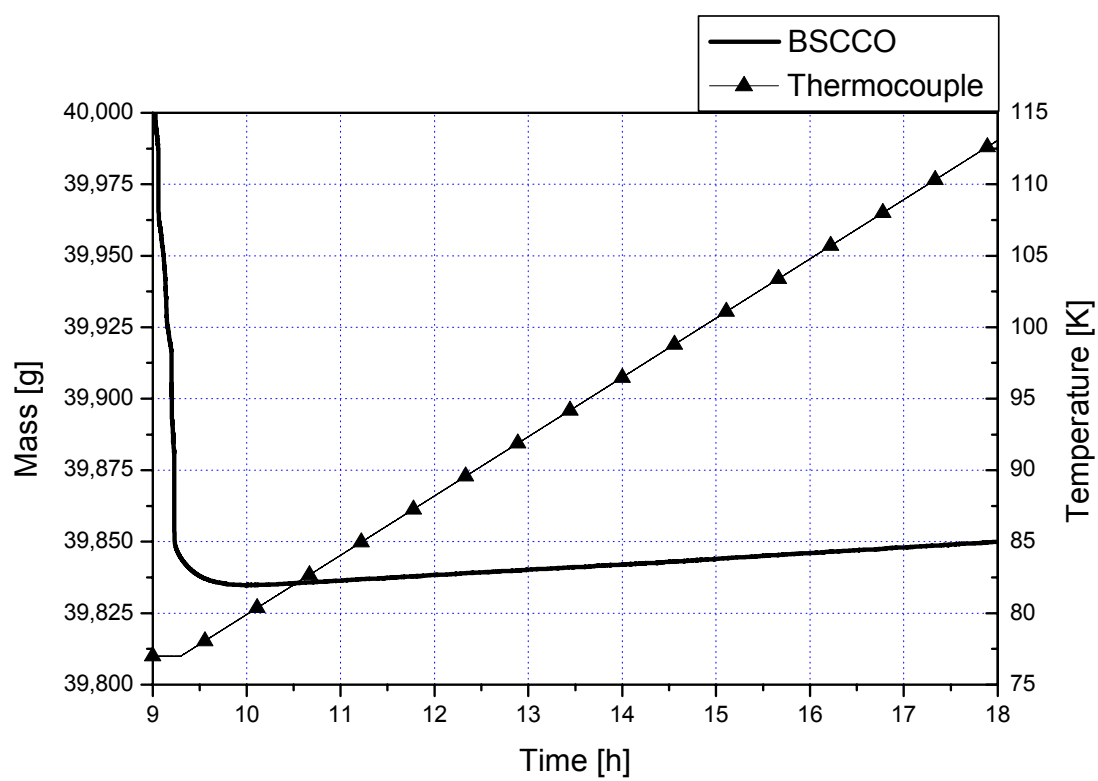


Figure 8 BSCCO Weight Measurement and Thermocouple Reading in Setup B



Figure 9 Capsule for Setup B (From Left to Right: bottom plate with optional magnet, YBCO sample and capsule main part with PT100 thermocouple attached)

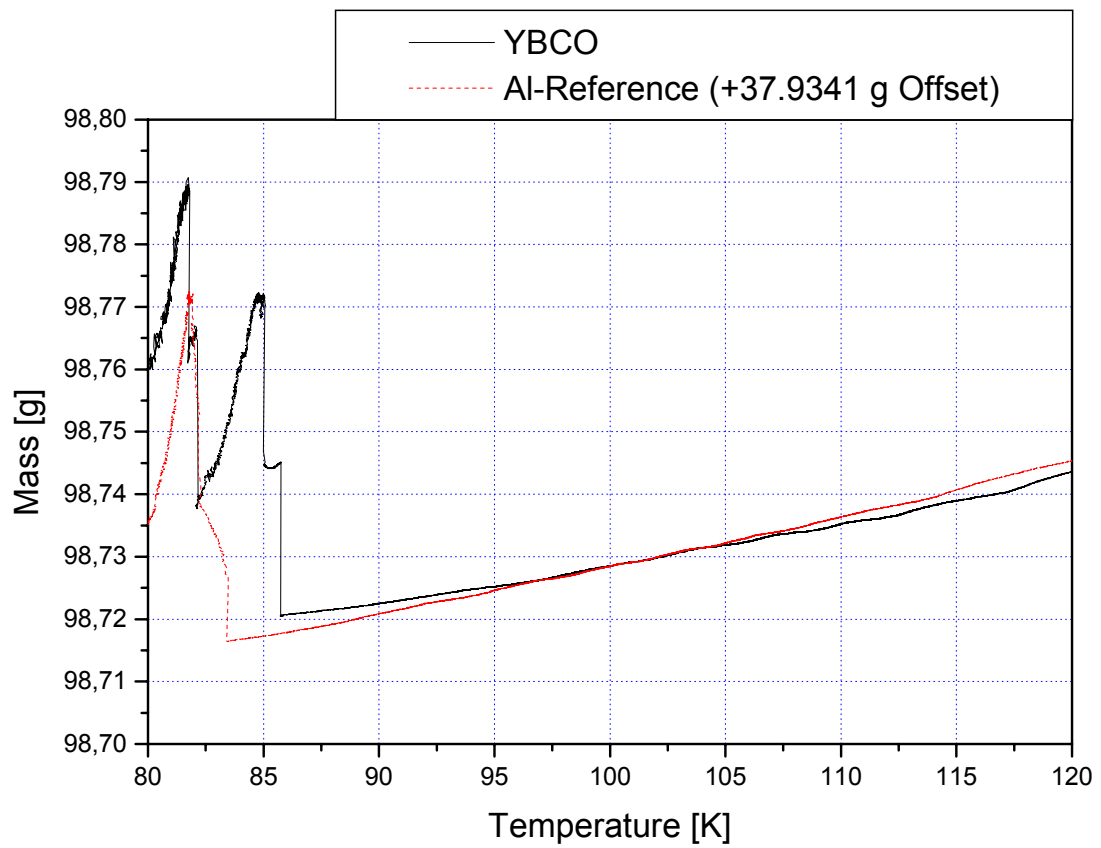


Figure 10 YBCO and Aluminum Reference in Capsule Weight Measurement against Thermocouple Reading in Setup B (Offset of 37.9341 g for Aluminum to Compensate for Lower Density with Respect to YBCO for Better Comparison)

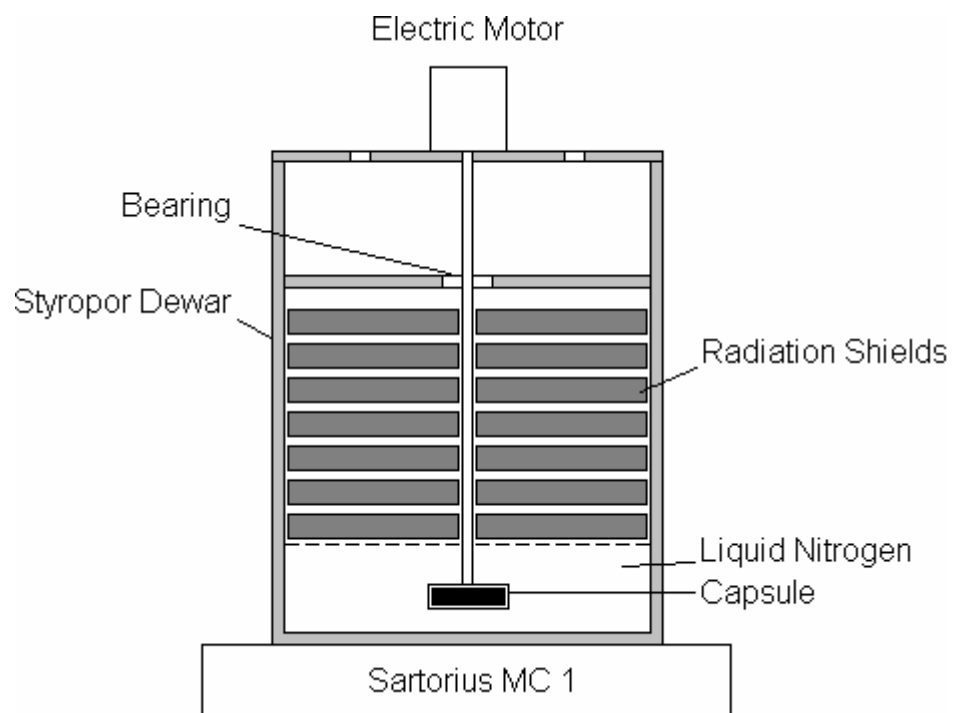


Figure 11 Weight Measurement Setup C



Figure 12 Insert for Dewar in Setup C (Capsule with YBCO Surrounded by Radiation Shields)

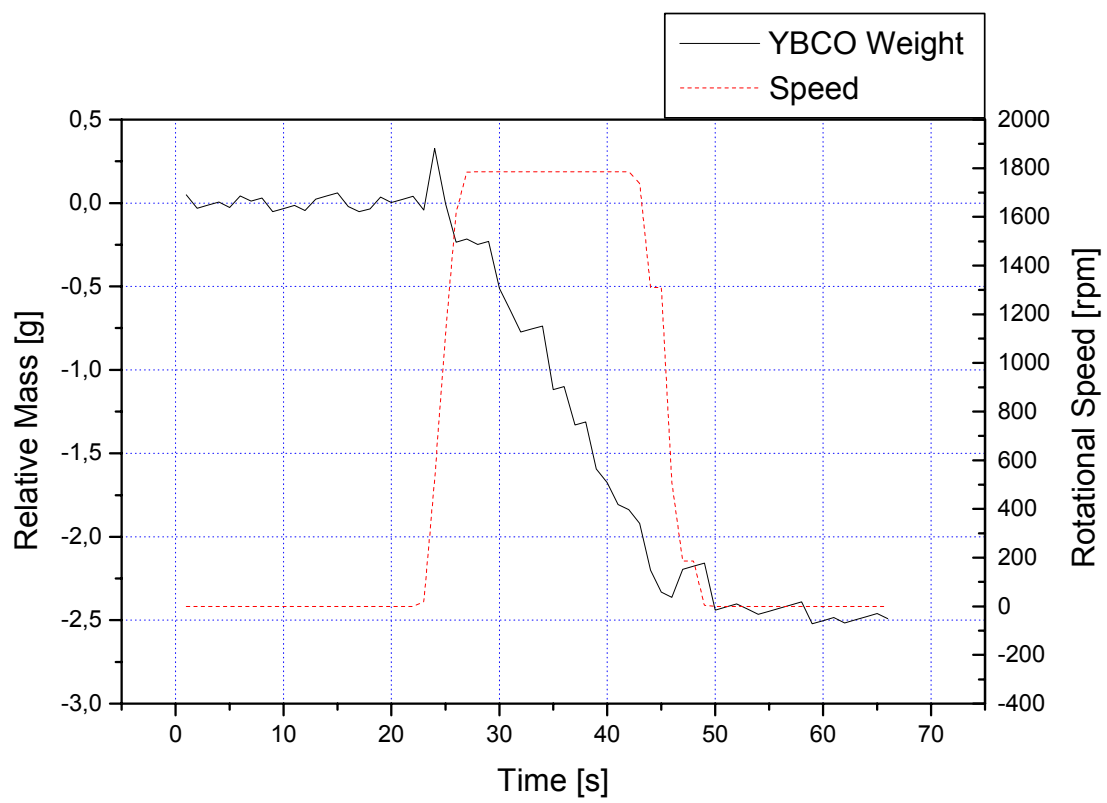


Figure 13 Relative Weight Measurement of YBCO under Rotation in Setup C

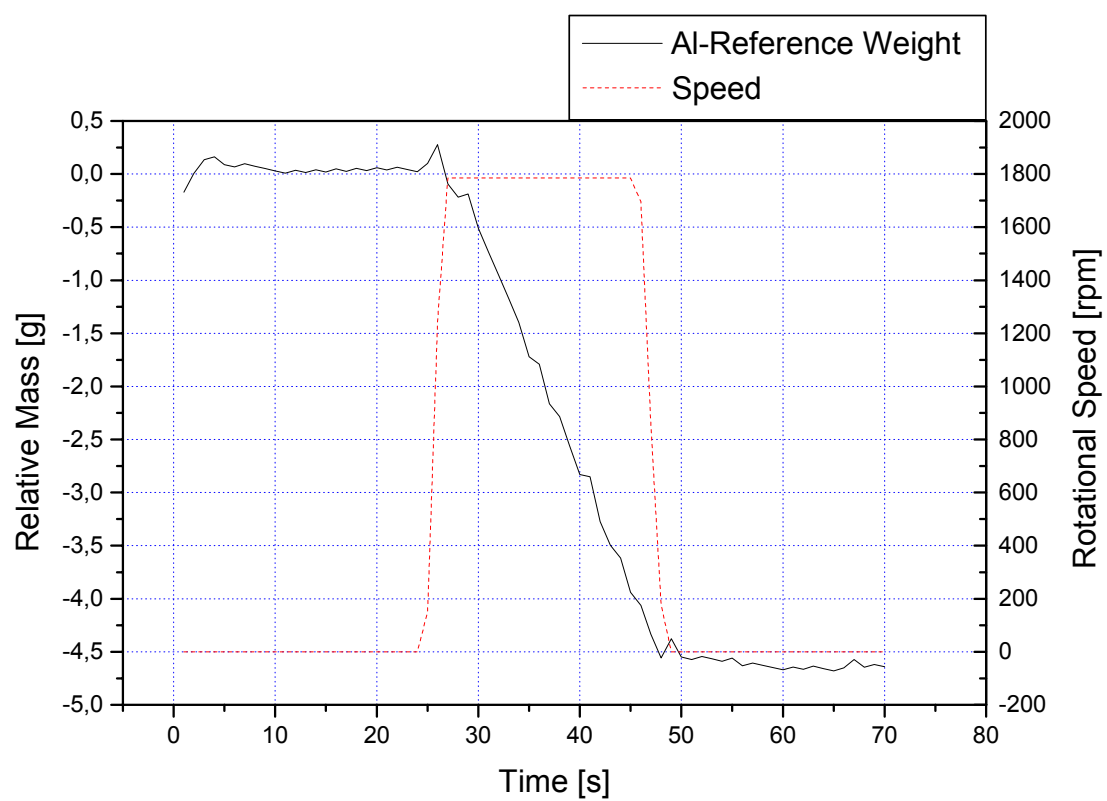


Figure 14 Relative Weight Measurement of Aluminum Reference Sample under Rotation in Setup C

Type	Weight	Dimensions	Critical Temperature
YB ₂ C ₃ O _{7-x} (YBCO)	70,3653 g	Ø 36 mm	90 K
Aluminum	30,9525 g	Height 11.25 mm	-
Stainless Steel (1.4301)	90,3306 g		-
Bi _{1.8} Pb _{0.26} Sr ₂ Ca ₂ Cu ₃ O _{10-x} (BSCCO 2223 phase)	30,1277 g	Outer Diameter: 14.7 mm Wall Thickness: 3.76 mm Height: 14.7 mm	108 K

Table 1 Summary of Samples used in Measurements

Type	Stationary Condition	Non-Stationary Condition	Weight Anomaly Ruled Out Upper Limit*
YBCO	Passing through T_c		0.00014%
YBCO	With/Without Magnet	Rotating at 1800 rpm Acceleration to 1800 rpm in 2 seconds	0.14 %
BSCCO	Passing through T_c		0.00033%

*Percentage with Respect to Weight of Sample

Table 2 Summary of Samples used in Measurements