

Generalizing Optical Geometry

Hans Westman^{*} and Rickard Jonsson[†]

^{}Department of Astronomy and Astrophysics,
Chalmers University of Technology, 41296 Göteborg, Sweden*

*[†]Department of Astronomy and Astrophysics,
Chalmers University of Technology, 41296 Göteborg, Sweden*

26 March 2002; L^AT_EX-ed May 23, 2019

Abstract

We generalize the optical geometry to include, not only conformally static spacetimes, but any spacetime that admits a hypersurface orthogonal shearless congruence of worldlines. In the generalized optical geometry, which in general is time dependent, photons move with constant speed along spatial geodesics. Gyroscopes moving along spatial geodesics do not precess. We also classify inertial forces within this framework. For a Schwarzschild black hole the generalized optical geometry works from infinity, across the horizon and arbitrarily close to the singularity.

Keywords: Optical Geometry, Photon geodesics, Gyroscope precession, Inertial forces

^{*}hawe@fy.chalmers.se

[†]rico@fy.chalmers.se

1 Introduction

General Relativity is a theory about curved spacetime. Never the less it is sometimes convenient to split this theory into space and time. To do this we may introduce time slices and study the geometry on these slices. One can however show that a rescaled version of this geometry (see e.g [10]), called the optical geometry, has several convenient features that in general the non-rescaled spatial geometry lacks. Some of the features of the optical geometry are:

- A photon moves with unit speed (with respect to the preferred time coordinate).
- A photon corresponding to a null spacetime geodesic follows a spatial geodesic.
- A gyroscope following a spatial geodesic will not precess relative to the forward direction of motion.
- An observer following a spatial geodesic will experience an acceleration (force), perpendicular to the direction of motion, that is independent on the velocity.

The optical geometry also allows us to explain, in a very pictorial manner, several interesting features of black holes. For instance a gyroscope orbiting close to a black hole will precess (relative to the forward direction of motion) in the opposite direction from that of a gyroscope orbiting the hole far away. Or that a rocket orbiting the black hole on a circle near the horizon will require a higher outwards directed rocket thrust the faster it orbits the hole, contrary to the situation far from the hole (see e.g [1]).

The optical geometry (with the above features) has so far only been successfully constructed in conformally static spacetimes. The question then arises if one can generalize it to incorporate a larger class of spacetimes. In this article we show that this is indeed possible.

In section 2 we will review and comment on two already existing approaches to the optical geometry. In section 3 we will present our approach to the optical geometry, starting from certain demands regarding optical behavior. We find that indeed one can generalize optical geometry to include all spacetimes that admit a hypersurface orthogonal shearless congruence of worldlines.

In sections 4 and 5, we present a classification of inertial forces within this framework. We also show that the sideways force experienced by a particle following a spatially straight line in the generalized optical geometry is independent on the velocity. In section 6 we show that a gyroscope does not precess if and only if it moves on a straight line in the generalized optical geometry. This is a straight forward generalization of a result obtained within the conformally static framework.

Until now it has been impossible to do optical geometry in the interior of a black hole. Our generalization allows for this. This will be treated in section 7.

2 Other approaches

Optical geometry is a theory that is already developed for the particular case of conformally static spacetimes. There has been, to the authors knowledge, two distinct approaches to define in a more general manner what optical geometry is.

As we will demonstrate (also noted in [9]), the approach by Abramowicz et. al. is in fact only a restriction on the generating congruence to be hypersurface orthogonal.

The other approach by Sonego rests on the concept of global inertial frames. The idea is inspired by Newton-Cartan theory and its connection to Newtonian gravity.

Both of these approaches are rather formal and it is hard to see, a priori, what they have to do with *optical* behavior. In this article on the other hand, we *start* by demanding a certain optical behavior and deriving what possibilities and restrictions this imposes on general framework of optical geometry. First we however review and comment on the two existing approaches.

2.1 Regarding the Abramowicz et. al. approach

In [3] and [4] a congruence of observers n_μ was employed in order to give a definition of optical geometry. It was suggested there that the vector field n_μ should satisfy the following properties:

$$n_{[a} \nabla_\nu n_{\rho]} = 0 \quad (1)$$

$$n_\mu n^\mu = -1 \quad (2)$$

$$\dot{n}_\mu \equiv n^\nu \nabla_\nu n_\mu = \nabla_\nu \Phi \quad (3)$$

Here Φ is some scalar field. It was later recognized in [5], in which the Newtonian limit was considered that the condition (3) should in fact be modified to

$$\dot{n}_\mu = P_\mu{}^\nu \nabla_\nu \Phi \quad (4)$$

where $P_\mu{}^\nu \equiv \delta_\mu^\nu + n_\mu n^\nu$ is the orthogonal projection along n_μ . But it can then easily be shown that this condition follows from the first two conditions above¹. The first and second condition is equivalent to the existence of a finite region $\mathcal{R} \subseteq \mathcal{M}$ in which n_μ can be put on the form

$$n_\mu = e^\Phi \nabla_\mu t \quad (5)$$

where t is a time-like coordinate and e^Φ is some suitable normalization factor. Taking the covariant derivative on both sides on (5), also using the normalization condition (2), yields:

$$\nabla_\rho \Phi = n^\mu e^\Phi \nabla_\mu \nabla_\rho t. \quad (6)$$

¹In the sense that there exists a scalar field Φ such that \dot{n}_μ takes the form of equation (4)

The acceleration is then easily computed:

$$\begin{aligned}
\dot{n}_\rho &= n^\mu \nabla_\mu n_\rho = n^\mu n_\rho \nabla_\mu \Phi + \underbrace{n^\mu e^\Phi \nabla_\mu \nabla_\rho t}_{=\nabla_\rho \Phi} \\
&= \underbrace{(\delta_\rho^\mu + n^\mu n_\rho)}_{=P_\rho{}^\mu} \nabla_\mu \Phi = P_\rho{}^\mu \nabla_\mu \Phi
\end{aligned} \tag{7}$$

So the modified condition (4) is indeed redundant (in the sense that the existence of a scalar field Φ satisfying the third condition follows from the first two conditions). This shows that the proposed three conditions (with the third relaxed as suggested above) are in fact equivalent to specifying a foliation of spacetime into $t = \text{const}$ spacelike surfaces with the congruence of observers orthogonal to these. But beyond that there are no restrictions.

2.2 Regarding the Sonogo approach

In Newton's theory of gravity, the standard version, we have a global inertial frame and gravity is a force inducing acceleration relative this frame. It is however possible to formulate a spacetime theory, known as Newton-Cartan theory (see e.g [12]), that is equivalent to the standard version of Newton's theory. In Newton-Cartan theory, there is an affine spacetime structure defining what is straight in spacetime. Freely falling particles simply follow the straight lines, like in general relativity. In Newton-Cartan there is neither a gravitational force nor a global inertial frame. Here we know however that we can get a much simpler theory by introducing a global inertial frame and representing gravity by a universal force. The thought then leaps to mind that maybe we could do something similar in General Relativity. This is the starting point for Sonogo's approach (see [11]).

A global inertial frame may be defined as a congruence having neither acceleration a_μ , rotation $\omega_{\mu\nu}$, shear $\sigma_{\mu\nu}$ nor expansion θ . These quantities (the kinematical invariants of a vector field) are defined as:

$$\begin{aligned}
a_\mu &= n^\nu \nabla_\nu n_\mu & \omega_{\mu\nu} &= \frac{1}{2}(\nabla_\rho n_\mu P_\nu{}^\rho - \nabla_\rho n_\nu P_\mu{}^\rho) \\
\sigma_{\mu\nu} &= \frac{1}{2}(\nabla_\rho n_\mu P_\nu{}^\rho + \nabla_\rho n_\nu P_\mu{}^\rho) - \frac{1}{3}\theta P_{\mu\nu} & \theta &= \nabla_\mu n^\mu
\end{aligned}$$

The covariant derivative of the vector field n_μ may be written as:

$$\nabla_\nu n_\mu = \omega_{\mu\nu} + \sigma_{\mu\nu} + \frac{1}{3}\theta P_{\mu\nu} - a_\mu n_\nu \tag{8}$$

Now requiring the vanishing of all kinematical invariants implies that $\nabla_\nu n_\mu = 0$ which is a very restrictive condition and it is easily proved that there exists a vector field with these conditions only in a very narrow class of spacetimes, namely *ultrastatic* spacetimes. These are spacetimes where the metric can be

put on the form:

$$g_{\mu\nu} = \begin{pmatrix} -1 & 0 \\ 0 & g_{ij} \end{pmatrix}$$

Here g_{ij} is independent of the time coordinate determined by the fundamental vector field n_μ . Consider now conformally static spacetimes. In such spacetimes the metric can always be put on the form

$$g_{\mu\nu} = e^{2\Phi} \begin{pmatrix} -1 & 0 \\ 0 & h_{ij} \end{pmatrix}$$

where Φ is an arbitrary function of both time and the spatial coordinates but where h_{ij} depends only on the spatial coordinates. If we compute the acceleration of the fundamental vector field we get:

$$a^\mu = n^\nu \nabla_\nu n^\mu = P^{\mu\nu} \nabla_\nu \Phi$$

This acceleration might be interpreted not as an indication that our reference frame is accelerating but that there is a gravitational force.

The general idea, common to both the transition from Newton-Cartan to Newtonian gravity and the Sonogo's transition from General Relativity (for conformally static spacetimes) to optical geometry, is that we start with a certain spacetime structure. We then alter this structure, in some way, to enable the existence of a global inertial frame. To explain the acceleration of objects we introduce a force (in both cases stemming from a potential Φ) relative to the introduced inertial frame. We may however note that the field Φ that is introduced in the Sonogo approach is not only the potential for a gravitational force, but is also needed calculate the size of for instance an atom relative to the optical space.

We can also say that the essence of Sonogo's definition is to split the gravitational degrees of freedom into a spatial metric and forces of gravity. If we only wish to have one field Φ representing gravity we see from the above that the the class of spacetimes in which this is possible is the conformally static. It is quite possible to generalize Sonogo's approach by allowing other degrees of freedom of gravity (e.g shift vectors etc.). In fact, the following generalization will correspond to allowing an extra degree of freedom of spatial rescalings (denoted e^Ω in the following discussion).

3 Generalization of the Optical Geometry

The key feature of optical geometry is that we have a *space* that accounts for the motion of free photons. To define a space, given a spacetime, we specify a congruence of timelike worldlines. Every worldline corresponds to a single point in the space.

To completely account for the behavior of photons we need also to introduce a (global) time in which the position of photons in the spatial geometry is evolved.

This is done by introducing time slices. These time slices can be defined by a single function $t(x^\mu)$.

It is easy to realize that if we want the velocity² of photons to be independent of direction we must have the time slices orthogonal to the congruence. This means that, given the time slices $t(x^\mu)$, the local direction of the congruence is uniquely determined by:

$$n_\mu = e^\Phi \nabla_\mu t \quad (9)$$

The function Φ can be determined by demanding $n^\mu n_\mu = 1$. Then we can (in principle) integrate (9) to find the congruence lines uniquely. Now we choose our time coordinate to coincide with the function t , and our spatial coordinates \mathbf{x} to be adapted to the congruence. There is however still a freedom in the labeling of the congruence lines by spatial position \mathbf{x} .

So far we have thus only specified a certain set of coordinates. Since displacements along the congruence are orthogonal to displacements in the time slice, the g_{0i} components of the metric in the new coordinates must vanish and we are left with:

$$g_{\mu\nu} = \begin{pmatrix} g_{00}(t, \mathbf{x}) & 0 \\ 0 & g_{ij}(t, \mathbf{x}) \end{pmatrix} \quad (10)$$

We know that photon geodesics are invariant under conformal rescalings of the metric. Thus without affecting the spacetime properties with respect to photons we can rescale the metric around every spacetime point with a factor $-1/g_{00}$. The rescaled metric then takes the form³:

$$\tilde{g}_{\mu\nu} = \begin{pmatrix} -1 & 0 \\ 0 & h_{ij}(t, \mathbf{x}) \end{pmatrix} \quad (11)$$

The object h_{ij} is the so called optical metric, which determines distances in our newly formed optical space. From now on any appearance of eigentimes, affine connections and so on will in this section refer to the *rescaled* metric. We see that in the new space photons move with constant (unit) speed regardless of position and direction since for the photon:

$$0 = dt^2 - \underbrace{h_{ij} dx^i dx^j}_{ds^2} \quad \Rightarrow \quad \frac{ds}{dt} = 1 \quad (12)$$

We see from (11) that for any spacetime, given any $t(x^\mu)$, we can account for the behavior of photons with a spatial metric. In the new spatial metric with the new time, photons move at unit speed always.

²We have not introduced a three-metric yet so we cannot really talk about velocities. Still given two nearby congruence lines A and B, we can compare the coordinate time (t) it takes a photon to move from A to B and vice versa. If the time slice is not orthogonal to the congruence then t_{AB} will not in general equal t_{BA} for infinitesimally displaced congruence lines. Thus the velocity would be dependent on direction.

³With the exception of section 7 we are using the spacelike convention

3.1 Local spatial geodesics

We would now like the local behavior of the photon to be determined by the geometry of the time slice that it is currently in. It is then natural ⁴ to demand that the photon should follow a local spatial geodesic. In other words the projection of the spacetime trajectory of the photon onto the local time slice should have zero spatial curvature.

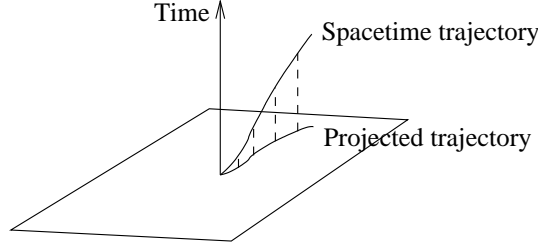


Figure 1: The projection of a spacetime trajectory onto a time slice

The spacetime geodesic equation, when the trajectory is parameterized by the eigentime τ , is given by:

$$\frac{d^2 x^\mu}{d\tau^2} + \Gamma_{\alpha\beta}^\mu \frac{dx^\alpha}{d\tau} \frac{dx^\beta}{d\tau} = 0 \quad (13)$$

In a spacetime of the form (11) the only non-zero elements of the affine connection are:

$$\Gamma_{ij}^0 = \frac{1}{2} \partial_t h_{ij} \quad (14)$$

$$\Gamma_{i0}^k = \frac{1}{2} h^{kl} \partial_t h_{li} = \Gamma_{0i}^k \quad (15)$$

$$\Gamma_{ij}^k = \frac{1}{2} h^{kl} (\partial_i h_{lj} + \partial_j h_{il} - \partial_l h_{ij}) \equiv \gamma_{ij}^k \quad (16)$$

Using this, the three spatial equations for the spacetime geodesic takes the form:

$$\frac{d^2 x^k}{d\tau^2} + \gamma_{ij}^k \frac{dx^i}{d\tau} \frac{dx^j}{d\tau} = -2\Gamma_{i0}^k \frac{dt}{d\tau} \frac{dx^i}{d\tau} \quad (17)$$

This equation determines the (projected) spatial curvature of the spacetime geodesic in question.

A spatial trajectory, parameterized by an arbitrary parameter, is a geodesic (has zero spatial curvature) if and only if there exists a function κ (defined along

⁴In forthcoming papers we will argue that the curvature of the projection onto the slice is actually not necessarily the most natural way to describe spatial curvature when the congruence is shearing. See also e.g [9] for other spatial curvature measures.

the trajectory) such that:

$$\frac{d^2 x^k}{d\lambda^2} + \gamma_{lm}^k \frac{dx^l}{d\lambda} \frac{dx^m}{d\lambda} = \kappa \frac{dx^k}{d\lambda} \quad (18)$$

Taking τ to parameterize the spatially projected trajectory we see that (17) reduces to the form of (18) if and only if:

$$\Gamma_{i0}^k \frac{dx^i}{d\tau} \propto \frac{dx^i}{d\tau} \quad (19)$$

This is thus a necessary and sufficient condition for the spatial curvature of the spacetime trajectory to vanish. We may also understand that for (19) to hold for arbitrarily directed photons we must have:

$$\Gamma_{i0}^k \propto \delta^k_i \quad (20)$$

Using (15) this means:

$$h^{ik} \partial_t h_{kj} \propto \delta^i_j \quad (21)$$

Multiplying both sides by h_{li} yields:

$$\partial_t h_{lj} \propto h_{lj} \quad (22)$$

When moving in time, all the components of h_{ij} must increase with the same factor, for every fix \mathbf{x} . The most general form for h_{ij} is then:

$$h_{ij} = e^{2\Omega(t, \mathbf{x})} \bar{h}_{ij}(\mathbf{x}) \quad (23)$$

Here Ω is an arbitrary function and \bar{h}_{ij} is independent of the time coordinate. Thus one concludes that for free photons to follow local spatial geodesics, the rescaled metric must take the form:

$$\tilde{g}_{\mu\nu} = \begin{pmatrix} -1 & 0 \\ 0 & e^{2\Omega(t, \mathbf{x})} \bar{h}_{ij}(\mathbf{x}) \end{pmatrix} \quad (24)$$

If and only if the metric is of this form ⁵ will photons move with constant unit speed, independent of direction, and follow local spatial geodesics⁶ The conformally static spacetimes, that has thus far been considered for optical geometry, is a subset of the somewhat larger class discussed above.

⁵Actually to be strict we should say that the spacetime must, with respect to photons, be geodesically equivalent to a metric of this form. The point is that in principle there may be more metrical transformations than conformal rescalings that leaves the trajectories of geodesic photons unaltered.

⁶Notice however that this conclusion rests on the particular choice of curvature measure employed here. As mentioned in a previous footnote there are alternative curvature measures.

3.2 A few comments on intuition

In the rescaled spacetime there are freely falling coordinates relative to which free (optical) particles move on straight lines, to second order ⁷. In particular we may study the freely falling coordinates connected to an observer at rest, following a congruence line ⁸.

We may generate the freely falling coordinates by Fermi-Walker transporting three orthogonal gyros that “emit” the x, y and z -axis respectively, as spacelike geodesics. If the gyro precesses relative to the congruence we will have something as that depicted in Fig 2. A photon emitted in the x -direction will to second order remain in the x -surface. In this case it is easy to realize that the projection of the photon trajectory will not (to second order) follow a local spatial geodesic.

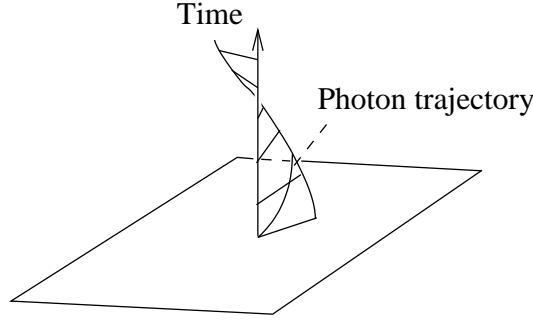


Figure 2: A free photon emitted along the x -axis of the freely falling coordinates. Notice the twisted coordinate surface that corresponds to the x -axis

It is easy to show that the spatial curvature of a spacelike geodesic, corresponding to the x -axis at a certain observer time, and the corresponding curvature of a spatial geodesic, are the same. Using this and knowing that to second order a free photon will not curve away from the freely falling coordinates, we realize that a necessary and sufficient condition for photons to follow a local geodesic is that a gyro at rest does not precess. Indeed one can start from this premise and re-derive (24).

It is also easy to realize that a *necessary* condition for a photon to follow a local geodesic is that a photon moving in a certain direction has the *same* spatial curvature as one moving in the opposite direction. Indeed demanding this yields the necessity of (24). Also, looking back at Fig(2) we immediately

⁷Of course this has relevance only for photons since massive particles that were in free fall relative to the original metric will not in general be in free fall relative to the rescaled metric.

⁸We know that particles in free fall move such that their eigentime is maximized. It is obvious from the form of the line element that any variation of a trajectory corresponding to a congruence line is *decreasing* the eigentime. Thus following a congruence line is geodesic motion in the rescaled spacetime

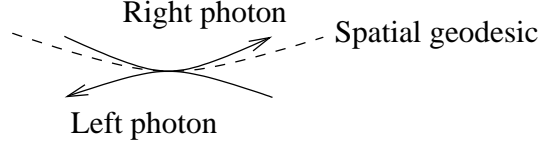


Figure 3: The projected trajectories of two photons traveling in different directions

realize that if a gyro would precess, a left moving photon would not have the same projected curvature as a right moving photon.

3.3 Shearless spacetimes

It will be convenient to define a new class of spacetimes in our approach. These we denote shearless spacetimes. We define them as those spacetimes that admit a hypersurface orthogonal congruence of world lines.

To any hypersurface orthogonal congruence, we can introduce an orthogonal foliation, and adapt our coordinates correspondingly. We will show that if the congruence has vanishing shear, the line element takes the form of (24). Since the shear tensor transforms under conformal transformation as $\sigma_{\mu\nu} \rightarrow \tilde{\sigma}_{\mu\nu} = e^{-\Phi} \sigma_{\mu\nu}$ we may without loss of generality assume that the metric is on the form⁹

$$g_{\mu\nu} = \begin{pmatrix} -1 & 0 \\ 0 & h_{ij} \end{pmatrix}$$

In the adapted coordinates, the four velocity of the congruence is simply $(1, \mathbf{0})$. Using the definition (8) we easily find:

$$\tilde{\sigma}_{00} = \tilde{\sigma}_{0k} = 0 \quad \tilde{\sigma}_{ij} = \frac{1}{2} \partial_t h_{ij} - \frac{1}{6} (h^{kl} \partial_t h_{kl}) h_{ij} \quad (25)$$

Now we require that this vector field should have zero shear, i.e $\tilde{\sigma}_{ij} = 0$. Analogous to what we did in (22) we may realize that it is then necessary to have $h_{ij} = e^{2\Omega} \bar{h}_{ij}(\mathbf{x})$. By explicit insertion we see that it is also sufficient. So we have the following result

$$g_{\mu\nu} = e^{2\Phi} \begin{pmatrix} -1 & 0 \\ 0 & e^{2\Omega} \bar{h}_{ij} \end{pmatrix} \quad (26)$$

Here Φ and Ω are arbitrary smooth functions of t and \mathbf{x} . We recognize that this metric has the same form as that of (24). We thus conclude that the generalized optical geometry works if and only if the spacetime is shearless (i.e admits a hypersurface orthogonal shearless congruence).

⁹We may of course *always* put any metric on such a form but then we in generic cases end up with coordinate singularities which is not the case when we rescale with a well behaved scalar field Φ .

4 A general inertial split for slice-orthogonal congruence

In this section we will consider an inertial split applicable to any spacetime. For an arbitrary foliation we choose a congruence that is orthogonal to the slices. The local motion of a particle can be expressed in terms of the particles speed v , and direction t^k , as experienced by a local observer at rest relative this congruence. To describe the local curvature of the spacetime trajectory we use the trajectories projected curvature relative to the local spatial geometry, given by a curvature radius R and a direction of curvature n^k , together with the time derivative of v . The objective is then to go from the spacetime equations of motion and derive an expression for R , n^k and the time derivative of v , in terms of v and t^k for given forces, spacetime geometry and congruence. In particular we will express the forces as those explicitly experienced in a system comoving with the particle in question.

4.1 Deriving the split in coordinates

In coordinates adapted to the chosen timeslices and corresponding congruence, the metric takes the following form:

$$g_{\mu\nu} = \begin{bmatrix} -e^{2\Phi} & 0 \\ 0 & g_{ij} \end{bmatrix} \quad (27)$$

For the sake of generality we will for now allow g_{ij} to have any coordinate dependence. Later we will specialize to the particular case of a shearless reference congruence. It is an easy task to work out the affine connection in the coordinates in question:

$$\Gamma_{00}^0 = \partial_t \Phi \quad (28)$$

$$\Gamma_{0i}^0 = \partial_i \Phi \quad (29)$$

$$\Gamma_{ij}^0 = \frac{e^{-2\Phi}}{2} \partial_t g_{ij} \quad (30)$$

$$\Gamma_{00}^i = e^{2\Phi} g^{ij} \partial_j \Phi \quad (31)$$

$$\Gamma_{0j}^i = \frac{1}{2} g^{ik} \partial_t g_{kj} = \Gamma_{j0}^i \quad (32)$$

$$\Gamma_{jk}^i = \gamma_{jk}^i \quad (33)$$

The spacetime equations of motion are given by:

$$\frac{d^2 t}{d\tau^2} + \Gamma_{\alpha\beta}^0 \frac{dx^\alpha}{d\tau} \frac{dx^\beta}{d\tau} = \frac{f^0}{m} \quad (34)$$

$$\frac{d^2 x^k}{d\tau^2} + \Gamma_{\alpha\beta}^k \frac{dx^\alpha}{d\tau} \frac{dx^\beta}{d\tau} = \frac{f^k}{m} \quad (35)$$

Let v denote the speed of the particle, as experienced by a local congruence observer, and let τ_0 denote local time for such an observer. Then we can write

$\frac{dt}{d\tau} = \frac{dt}{d\tau_0} \frac{d\tau_0}{d\tau} = e^{-\Phi} \gamma$. Also let ds denote local spatial distances, as measured by an observer at rest, and t^k be a normalized vector ($g_{ij} t^i t^j = 1$), in the direction of motion relative to the observer at rest. We have then $\frac{dx^k}{d\tau} = \frac{ds \cdot t^k}{d\tau_0} \frac{d\tau_0}{d\tau} = vt^k \gamma$. Also, it is easy to prove (see the end of Appendix A) that $f^0 = e^{-\Phi} v \gamma F_{\parallel}$, where F_{\parallel} is the experienced force in the forward direction. Inserting these expressions into the t -equation above (equation 34), together with the appropriate components of the affine connection, we readily find:

$$\gamma^2 \frac{dv}{d\tau_0} + t^k (\nabla_k \Phi) + v \frac{e^{-\Phi}}{2} (\partial_t g_{ij}) t^i t^k = \frac{1}{m} \frac{F_{\parallel}}{\gamma} \quad (36)$$

This corresponds to the forward part of the split. For the orthogonal part of the split we use the spatial equations of motion (35). In principle these equations of motion tell us how the spacetime trajectory, projected onto the slice, curves (see Fig 1).

For a three dimensional curve, parameterized by an arbitrary parameter τ , it is easy to show that we have:

$$\frac{d^2 x^i}{d\tau^2} + \gamma_{kl}^i \frac{dx^k}{d\tau} \frac{dx^l}{d\tau} = \left(\frac{d^2 s}{d\tau^2} \Big/ \frac{ds}{d\tau} \right) \frac{dx^i}{d\tau} + \frac{n^i}{R} \left(\frac{ds}{d\tau} \right)^2 \quad (37)$$

Here s is proper distance along the curve, n^i is direction of curvature for the trajectory and R is the radius of curvature for the trajectory. Taking τ to actually correspond to the eigentime of the particle, we have $\frac{ds}{d\tau} = \frac{ds}{d\tau_0} \frac{d\tau_0}{d\tau} = v \gamma$. Then we can write:

$$\frac{d^2 x^i}{d\tau^2} + \gamma_{kl}^i \frac{dx^k}{d\tau} \frac{dx^l}{d\tau} = \alpha t^i + \frac{m^i}{R} v^2 \gamma^2 \quad (38)$$

Here α is not explicitly known, but we will not need it since we already have the forward part of the split from the t -equation. Using (38) in the spatial equations (35), together with the appropriate components of the affine connection, we find:

$$\alpha \frac{dx^i}{d\tau} + \frac{\gamma^2 v^2}{R} n^i + \gamma^2 g^{kj} \nabla_j \Phi + e^{-\Phi} \gamma^2 v g^{kj} (\partial_t g_{ji}) t^i = \frac{f^k}{m} \quad (39)$$

In Appendix A we show that $f^k = \gamma F_{\parallel} t^k + F_{\perp} m^k$. Here F_{\parallel} and F_{\perp} are the forces actually experienced by the particle (in a system comoving with the particle). Also, since α is not explicitly known, we want to single out the parts of (39) that are perpendicular to t^k (indicated by \perp). Then we simply get:

$$\frac{\gamma^2 v^2}{R} n^i + \gamma^2 [g^{kj} \nabla_j \Phi]_{\perp} + e^{-\Phi} \gamma^2 v [g^{kj} (\partial_t g_{ji}) t^i]_{\perp} = \frac{F_{\perp}}{m} m^k \quad (40)$$

Here we have then the perpendicular part of the split. We may put it together with the forward (parallel) part by simply multiplying (36) by some arbitrary parameter times t^k and adding it to (40). Choosing γ^2 as the arbitrary parameter, the force terms naturally add up to form f^k and we can also put together

the 'gravitational' terms to a single gradient of Φ . Doing this and afterwards dividing the whole expression by γ^2 we get:

$$\begin{aligned} \frac{1}{\gamma^2 m} \underbrace{[\gamma F_{\parallel} t^k + F_{\perp} m^k]}_{f^k} &= g^{ki} \nabla_i \Phi + v \frac{e^{-\Phi}}{2} (\partial_t g_{ij}) t^i t^j t^k + v e^{-\Phi} [g^{kj} (\partial_t g_{ji}) t^i]_{\perp} \\ &\quad + \gamma^2 \frac{dv}{d\tau_0} t^k + \frac{v^2}{R} n^k \end{aligned} \quad (41)$$

For the particular case of a line element on the form of (26), this is reduced to:

$$\frac{1}{\gamma^2 m} [\gamma F_{\parallel} t^k + F_{\perp} m^k] = g^{ki} \nabla_i \Phi + v e^{-\Phi} \partial_t (\Phi + \Omega) t^k + \gamma^2 \frac{dv}{d\tau_0} t^k + \frac{v^2}{R} n^k \quad (42)$$

While this formalism is interesting in it's own right, we will postpone a more general discussion to forthcoming papers. But see also [9]. Here we will simply apply this general formalism to the particular case of optical geometry in shearless spacetimes.

5 Inertial forces in shearless spacetimes

Our aim in this section is to arrive at a classification of inertial forces in optically rescaled shearless spacetimes. Using an optical metric of the form (24), it follows directly from (41) that:

$$\frac{1}{\gamma^2} \tilde{a}^k = v \tilde{t}^k \partial_t \Omega + \gamma^2 \frac{dv}{dt} \tilde{t}^k + \frac{v^2}{\tilde{R}} \tilde{n}^k \quad (43)$$

Here the tilde is used to indicate objects related to the rescaled spacetime (hence for instance \tilde{t}^k is normalized with respect to the rescaled spacetime). Notice that v is unaffected by conformal rescalings (we stretch space as much as time), hence we need no tilde on this object, nor do we need it on γ .

We also know that the four-acceleration of a trajectory $a^\mu = \frac{Du^\mu}{D\tau}$ transforms under a conformal rescaling of spacetime $g_{\mu\nu} \rightarrow \tilde{g}_{\mu\nu} = e^{-2\Phi} g_{\mu\nu}$, $u^\mu \rightarrow \tilde{u}^\mu = e^\Phi u^\mu$, as

$$a^\mu = (g^{\mu\nu} + u^\mu u^\nu) \nabla_\nu \Phi + e^{-2\Phi} \tilde{a}^\mu \quad (44)$$

Here we have $u^\mu = \gamma(\eta^\mu + v t^\mu)$ where η is the congruence four-velocity. Using (43) and (44) it readily follows that :

$$a^k = e^{-2\Phi} [h^{kl} \nabla_l \Phi + \gamma^2 v^2 \tilde{t}^k \tilde{t}^l \nabla_l \Phi] + e^{-2\Phi} \gamma^2 v \tilde{t}^k \partial_t \Phi + e^{-2\Phi} \tilde{a}^k \quad (45)$$

Using the result of Appendix A, it follows that we have:

$$a^k = \frac{1}{m} (\gamma F_{\parallel} t^k + F_{\perp} m^k) \quad (46)$$

Using this in (45), and multiplying all terms parallel to \tilde{t}^k by $\frac{1}{\gamma^2}$, which enables us to form a single term containing the gradient of Φ , readily yields:

$$\frac{e^\Phi}{m} \left(\frac{F_\parallel}{\gamma} \tilde{t}^k + F_\perp \tilde{m}^k \right) = h^{kl} \nabla_l \Phi + v \tilde{t}^k \partial_t (\Phi + \Omega) + \gamma^2 \frac{dv}{dt} \tilde{t}^k + \gamma^2 \frac{v^2}{\tilde{R}} \tilde{n}^k \quad (47)$$

Here we have the desired split formalism for the generalized optical geometry. Notice that setting $\partial_t \Omega = 0$, yields the split in the non-generalized optical geometry.

Multiplying the equation by m and shifting the first two terms on the right hand side to the left, we may identify two different types of inertial forces as:

$$\begin{aligned} \text{Gravity} &: -m h^{kl} \nabla_l \Phi \\ \text{Expansion} &: -m (\partial_t \Phi + \partial_t \Omega) v^k \end{aligned}$$

The term 'Gravity' is introduced by analogy to the Newtonian sense of gravity. From the point of view of general relativity - this term would simply be denoted acceleration (referring to the congruence acceleration). The last two terms of (48) are a representation of the motion relative to the reference congruence, and are not regarded as inertial forces. Note also that precisely what we denote inertial force is ambiguous up to factors of γ . We could for instance multiply the entire equation by γ and introduce γ -factors in the inertial forces.

5.1 Discussion

Looking back at (47), and comparing with (42), we understand that the split formalism in the rescaled and the non-rescaled spacetime are quite similar. In fact they differ mainly in how the γ -factors enters the various terms. See also e.g [9].

Considering motion along an optically straight line, it follows from (47) that the sideways experienced force is independent on the velocity. It also follows immediately from (47) (as it must) that a free photon (no real forces and infinite γ -factor) has infinite \tilde{R} , hence moving on an optically straight line. These properties are thus preserved also when we allow the congruence to expand.

This is not the first inertial split formalism to be developed for optical geometry. See e.g [3] and [4] and [9] for criticism.

6 Gyroscope precession

In the standard optical geometry a gyroscope moved along a spatial geodesic will not precess. Here we will show that this holds also in the generalized optical geometry. The gyroscope spin vector S^μ obeys $S^\mu u_\mu = 0$. The Fermi-Walker derivative of S^μ is defined by:

$$D^{FW} S^\mu \equiv \frac{DS^\mu}{D\tau} - u^\mu S^\nu a_\nu \quad (48)$$

Here u_μ and a_μ are the four-velocity and four-acceleration respectively. Assuming that the gyroscope is not acted on by any torque the Fermi-Walker derivative vanishes. Now consider that we force the gyroscope to always be tangential to the spatial direction of the trajectory, i.e we require that $S^k \propto t^k$. The Fermi-Walker derivative, which is then generally non-zero, is then a measure of how much we turn the gyro from its natural direction. Introducing $\tilde{S}^\mu = e^\Phi S^\mu$ we may show that:

$$D^{FW} S^\mu = e^{-2\Phi} \tilde{D}^{FW} \tilde{S}^\mu \quad (49)$$

We may thus simplify the analysis a bit by doing the calculation in the rescaled spacetime. We have the following requirements for the spin vector \tilde{S}^μ :

$$\tilde{S}^\mu \tilde{u}_\mu = 0 \quad \tilde{S}^k \propto \tilde{t}^k \quad \tilde{S}^\mu \tilde{S}_\mu = \alpha^2 \quad (50)$$

Here α is a constant (corresponding to the spin of the gyroscope). It is easily checked that these conditions are equivalent to the following form of the spin vector:

$$\tilde{S}^\mu = \alpha \gamma (v, \tilde{t}^k) \quad (51)$$

Consider then an arbitrary spacetime trajectory. Using the formalism established in the previous section the acceleration \tilde{a}^μ can be put on the form:

$$\tilde{a}^0 = \dot{\gamma} + \partial_t \Omega v^2 \gamma^2 \quad \tilde{a}^k = \frac{1}{v} (\dot{\gamma} + \partial_t \Omega v^2 \gamma^2) \tilde{t}^k + \gamma^2 \frac{v^2}{\tilde{R}} \tilde{n}^k. \quad (52)$$

The dot here means derivative with respect to $\tilde{\tau}$. The factor $\tilde{S}^\nu \tilde{u}_\nu$ in the second term in the rescaled version of (48) will then read

$$\tilde{S}^\mu \tilde{u}_\mu = \frac{\alpha}{\gamma v} (\dot{\gamma} + \partial_t \Omega v^2 \gamma^2) \quad (53)$$

using the orthogonality between \tilde{n}^k and \tilde{t}^k . The first term $\frac{\tilde{D}\tilde{S}^\mu}{\tilde{D}\tilde{\tau}}$ in the rescaled version of (48) is computed to:

$$\frac{\tilde{D}\tilde{S}^0}{\tilde{D}\tilde{\tau}} = \alpha \dot{v} \gamma^3 + \partial_t \Omega \gamma^2 v \quad \frac{\tilde{D}\tilde{S}^k}{\tilde{D}\tilde{\tau}} = \alpha \dot{\gamma} \tilde{t}^k + \alpha \partial_t \Omega \gamma^2 v^2 \tilde{t}^k + \frac{\alpha \gamma^2}{\tilde{R}} v \tilde{n}^k. \quad (54)$$

Together with (53) and (48) this yields the final expression for the Fermi-Walker derivative:

$$\tilde{D}^{FW} \tilde{S}^0 = 0 \quad \tilde{D}^{FW} \tilde{S}^k = \frac{\alpha \gamma^2}{\tilde{R}} v \tilde{n}^k. \quad (55)$$

Using (49) yields the expression in the original spacetime:

$$D^{FW} s^0 = 0 \quad D^{FW} s^k = e^{-2\Phi} \frac{\alpha \gamma^2}{\tilde{R}} v \tilde{n}^k. \quad (56)$$

Notice that \tilde{n}^k and \tilde{R} are the curvature measures relative to the optically rescaled space. It thus follows that *a gyroscope with non-zero velocity will not precess relative to the forward direction if and only if it moves on an instantaneous optical geodesic*. By an earlier result in this article it will not precess when it is standing still either.

7 Applications

We have seen how we can generalize the optical geometry to a wider class of spacetimes than the conformally static ones. We are now curious as to whether any of the standard solutions to Einstein's equations, that are *not* conformally static, falls into the new category.

The task is then to look for a congruence such that, in the corresponding coordinates, the metric after rescaling takes the form of (24).

Indeed, as will be shown in the coming section, such a congruence can be found (in a finite volume of the spacetime) whenever we have spherical symmetry in the original metric. This includes the inside of a Schwarzschild black hole and the horizon as well. In the coming section we will use the timelike convention for the sign of the metric, and the congruence four-velocity will be denoted by u^μ . Also the optical line element will be denoted by $d\tilde{s}$.

7.1 A spherical line element

A general, timedependent, spherically symmetric line element can be written on the form:

$$d\tau^2 = a(r, t)dt^2 - 2b(r, t)drdt - c(r, t)dr^2 - r^2 d\Omega^2 \quad (57)$$

This we may rewrite as:

$$d\tau^2 = r^2 (d\bar{\tau}^2 - d\Omega^2) \quad (58)$$

Here we have introduced a two-dimensional line element:

$$d\bar{\tau}^2 = \frac{a(r, t)}{r^2}dt^2 - \frac{2b(r, t)}{r^2}drdt - \frac{c(r, t)}{r^2}dr^2 \quad (59)$$

In this reduced spacetime we may introduce an arbitrary timelike initial congruence line. From this line we go a proper orthogonal distance ds to create a new line. From the new line we create yet another line in the same manner. Next we introduce a new spatial coordinate x' that is constant for every congruence line, and where $dx' = ds$. Also introduce time slices of constant t' orthogonal to the congruence lines. The reduced line element then takes the form:

$$d\bar{\tau}^2 = f(t', x')dt'^2 - dx'^2 \quad (60)$$

The full line element with respect to these coordinates is then on the form:

$$d\tau^2 = r^2 f(t', x') \left(dt'^2 - \frac{1}{f(x', t')} (dx'^2 + d\Omega^2) \right) \quad (61)$$

Here r is in principle known in terms of x' and t' . The line element then clearly has the form needed for the generalized optical geometry. The optical geometry is then:

$$d\tilde{s}^2 = \frac{1}{f(x', t')} (dx'^2 + d\Omega^2) \quad (62)$$

In whatever spherically symmetric spacetime we consider we can thus do the generalized optical geometry. This includes collapsing stars, the spacetime around the horizon of a Schwarzschild black hole and so forth. Notice however that there is no guarantee for the generalized geometry to work *globally* in these spacetimes. The way we are constructing our congruence - it may for instance go null before we have come very far from our original congruence line. Also the geometry, which will be determined by how we choose our initial congruence line, may be more or less complicated, time dependent and so forth. It is nevertheless interesting that the generalized optical geometry works in a finite four-volume around any point in a spherically symmetric spacetime.

7.1.1 A small note on intuition

We are here considering a congruence that is fix in the spherical angles. From a dynamical point of view, we have found a radial velocity of infinitesimally separated congruence points such that the proper *shape* of the volume spanned by the points is preserved. If we start with a cube it must remain a cube, but not necessarily of the same size, in a system comoving with the points. For instance considering a flat space and low velocities inwards we may understand that the velocity of the inner part of the cube must be smaller than that of the outer part lest the cube be elongated in the radial direction.

7.2 Optical geometry for the black hole including horizon

Let us now study a black hole explicitly, with focus on the horizon. The ordinary Schwarzschild coordinates are ill suited for congruences passing the horizon. There is however another coordinate system (called Painlevé coordinates) in which the Schwarzschild line element is given by:

$$d\tau^2 = \left(1 - \frac{2M}{r}\right) dT^2 - 2\sqrt{\frac{2M}{r}} dT dr - dr^2 - r^2 d\Omega^2 \quad (63)$$

This line element is connected to the standard line element through a resetting of the ordinary Schwarzschild clocks¹⁰. In these coordinates there are no problems in passing the horizon.

We may also find it practical to introduce dimensionless coordinates $r/2M \rightarrow x$, $T/2M \rightarrow T$. Then the line element takes the form:

$$\frac{d\tau^2}{(2M)^2} = \left(1 - \frac{1}{x}\right) dT^2 - 2\frac{1}{\sqrt{x}} dT dx - dx^2 - x^2 d\Omega^2 \quad (64)$$

The reduced line element (compare with (59)) is then given by:

$$d\bar{\tau}^2 = AdT^2 - 2BdTdx - Cdx^2 \quad (65)$$

¹⁰The clocks are reset in such a way that the coordinate time passed for a freely falling observer initially at rest at infinity corresponds to the eigentime experienced by this observer. Inside the horizon one cannot have any physical clocks but that doesn't matter.

Here the reduced metrical components are given by ¹¹ :

$$A = \frac{1}{x^2} \left(1 - \frac{1}{x}\right) \quad B = \frac{1}{x^2} \frac{1}{\sqrt{x}} \quad C = \frac{1}{x^2} \quad (66)$$

Now we may introduce an arbitrary timelike trajectory that passes the horizon. From this we go a proper distance ds orthogonal to the trajectory, to create a new congruence line and so forth. In general this scheme would completely destroy the time symmetry of the black hole. There is however a way to circumvent this as will be shown in the following sections.

7.3 Keeping the time symmetry, covariant approach

Suppose that we can find an initial trajectory such that the second trajectory (go ds orthogonal) is related to the first by a simple translation straight in the T -direction (along the Killing field connected to T). This way we would maintain a certain time symmetry in the optical metric. In Fig 4 we see schematically how this would work.

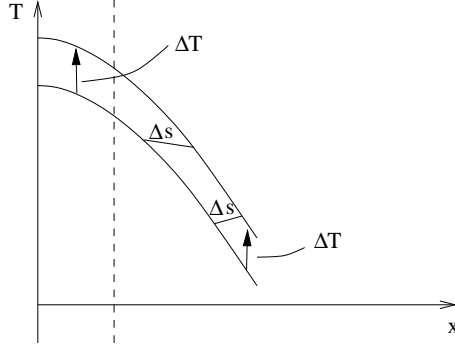


Figure 4: Two congruence lines separated along the Killing field with constant proper distance between them

Zooming in on the two lines around some specific point they will to first order be two parallel straight lines. Given the tilt of the lines (i.e the four-velocity) we can find a relation between the displacement along the Killing field and the orthogonal distance between the lines. How these are related is sketched in Fig 5. Here v^μ is a spacelike vector normed to -1 and orthogonal to u^μ :

Just adding vectors we find:

$$Kds\xi^\mu = ds v^\mu + \sigma u^\mu \quad (67)$$

¹¹One may alternatively use the Eddington Finkelstein coordinates where after corresponding rescalings $A = (1 - 1/x)/x^2$, $B = 1/x^2$, $C = 0$

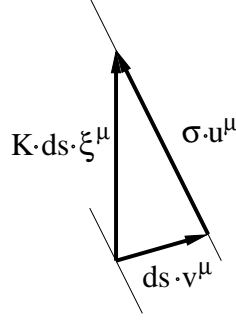


Figure 5: The relation between Killing field ξ^μ , four-velocity u^μ and the orthogonal vector v^μ

Notice that K is assumed to be a constant unlike σ . Multiplying both sides by u_μ we get:

$$\sigma = K ds \xi^\mu u_\mu \quad (68)$$

Then we have:

$$K ds \xi^\mu = ds v^\mu + K ds \xi^\alpha u_\alpha u^\mu \quad (69)$$

Taking the absolute value of both sides yields shortly:

$$K^2 = \frac{1}{(\xi^\alpha u_\alpha)^2 - \xi^\alpha \xi_\alpha} \quad (70)$$

So K is known given u^μ . Solving for $\xi^\alpha u_\alpha$ yields:

$$\xi^\alpha u_\alpha = \pm \sqrt{\xi^\alpha \xi_\alpha + \frac{1}{K^2}} \quad (71)$$

On the outside ξ^μ is always timelike and thus the sign in front of the root will be positive¹². On the inside where ξ^μ is spacelike we can have both signs depending on u^μ . On the horizon we however have $\xi^\mu \xi_\mu = 0$. Thus for finite K we realize that we must have the positive sign on the inside as well to get a continuous four-velocity across the horizon.

Defining v^μ to be the orthonormal vector to u^μ that lies less than 180° clockwise¹³ of u^μ , we may write:

$$v^\mu = \frac{1}{\sqrt{g}} \epsilon^{\mu\nu} g_{\nu\rho} u^\rho \quad \text{where} \quad \epsilon^{\mu\nu} = \begin{pmatrix} 0 & -1 \\ 1 & 0 \end{pmatrix} \quad (72)$$

¹²Assuming u^μ and ξ^μ to both be future directed.

¹³In accordance to Fig 5, assuming positive values of K , σ and ds

Here $g = -\text{Det}(g_{\mu\nu})$. Then we may rewrite (69) into:

$$K\xi^\mu = \frac{1}{\sqrt{g}}\epsilon^{\mu\nu}g_{\nu\rho}u^\rho \pm K\sqrt{\xi^\alpha\xi_\alpha + \frac{1}{K^2}}u^\mu \quad (73)$$

This is a linear equation system which we, given K , should be able to solve to find u^μ . The scheme thus appears successful and there exists an optical congruence that will preserve manifest time symmetry.

7.4 The congruence for a Schwarzschild black hole

Choosing the positive sign of (73) and assuming a positive K in accordance with the discussion above, (73) takes the form:

$$K\xi^\mu = \frac{1}{\sqrt{g}}\epsilon^{\mu\nu}g_{\nu\rho}u^\rho + K\sqrt{\xi^\alpha\xi_\alpha + \frac{1}{K^2}}u^\mu \quad (74)$$

Assuming a the reduced line element to be of the form of (65), and $\xi^\mu = (1, 0)$ this can be written:

$$K = \frac{B}{\sqrt{g}}u^0 + \frac{C}{\sqrt{g}}u^1 + \sqrt{K^2A + 1}u^0 \quad (75)$$

$$0 = \frac{1}{\sqrt{g}}(Au^0 - Bu^1) + \sqrt{K^2A + 1}u^1 \quad (76)$$

Recognizing that $dx/dT = u^1/u^0$ we find from the second equation alone that :

$$\frac{dx}{dT} = \frac{A}{B - \sqrt{g}\sqrt{K^2A + 1}} \quad (77)$$

Inserting the metrical components of (66) into (77) we find:

$$\frac{dT}{dx} = \frac{\frac{1}{\sqrt{x}} - \sqrt{\frac{K^2}{x^2}(1 - \frac{1}{x}) + 1}}{1 - \frac{1}{x}} \quad (78)$$

For an infinite value of the free parameter K , outside the horizon, this corresponds to a congruence at rest (i.e the classical optical congruence). Inside the horizon the root takes a negative value for infinite K and we have no solution.

For any finite values of K we notice that at infinity (78) will correspond to an in-going photon. In the particular case of $K = 0$ the congruence will correspond to an in-going photon all the way through the horizon and into the singularity. Photons are however at first sight not particularly well suited for a congruence. For finite K and $x < 1$ we see that the root goes imaginary unless:

$$K^2 < \frac{x^3}{1 - x} \quad (79)$$

So the conclusion is that we can do optical geometry, while keeping manifest time symmetry, from a point arbitrarily close to the horizon, across the horizon and all the way towards infinity. Notice in particular that with this scheme we not only get the time symmetry, we insure that we can span the full spacetime all the way towards infinite Schwarzschild times.

7.4.1 Comments

A short comment may be in order regarding the congruence as we approach infinity, where the spacetime approaches Minkowski. Here one would expect that any congruence with fix coordinate velocity dx/dt would work as an optical congruence, not just left-moving photons. Indeed from (78) we see that for any large, but finite, x there exists a K such that we can have any in-going coordinate velocity of the congruence. As we go outwards towards infinity from this point the congruence will however start approaching a left moving photon.

Another comment may be in order. The existence of an optical congruence, keeping manifest time symmetry, is independent of what coordinates we are using. In the standard Schwarzschild coordinates it is easy to realize that, both on the inside and the outside, the existence of *one* congruence immediately implies the existence of *another*¹⁴, as depicted in Fig (6).

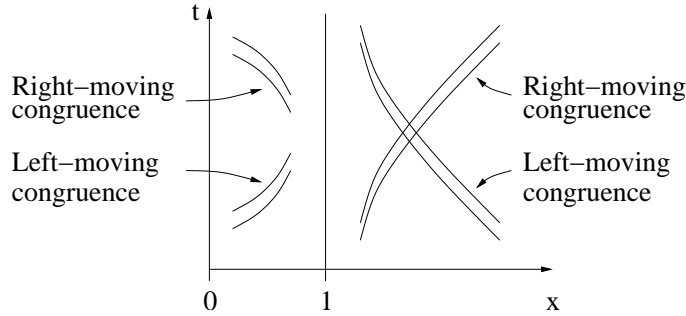


Figure 6: The relation between Killing field, four-velocity and the orthogonal vector

Inside the horizon this is manifesting itself in the \pm sign of (73). On the outside, where we must have a plus in the \pm sign, it manifests itself in the possibility to have negative K . In the latter case we need to consider a slightly different image than that of Fig 5, but the mathematics will be identical if we let K assume negative values. In general we may show that:

$$\frac{dx}{dT} = \frac{A}{B \mp \sqrt{g}\sqrt{K^2 A + 1}} \quad (80)$$

The minus in this case corresponds to a left-moving congruence, and the plus a right-moving.

¹⁴Except if the congruence on the outside would be parallel to the Killing field, or equivalently if the congruence on the inside would be perpendicular to the Killing field

7.5 The optical metric

Let the spatial coordinate difference dx' , separating two nearby congruence lines, equal the proper orthogonal distance ds between the lines ¹⁵. Let the new coordinate time difference dt' , separating two time slices, equal the original coordinate difference dT , as measured along the Killing field. The reduced metric takes a new form according to:

$$d\bar{\tau}^2 = AdT^2 - 2BdTdx - Cdx^2 \quad \rightarrow \quad d\bar{\tau}^2 = f(x', t')dt'^2 - dx'^2 \quad (81)$$

Here f is a function yet to be determined. Recall the relation between the various vectors, as depicted in Fig 7.

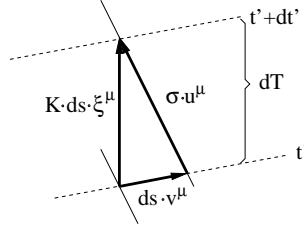


Figure 7: The relation between Killing field, four-velocity and the orthogonal vector. The dotted lines are the new local time slices

Like before we assume the Killing field to be $(1, 0)$ so that $dT = Kds = dt'$. The proper distance squared, as measured along a congruence line separating two time slices can be expressed as:

$$d\bar{\tau}^2 = \sigma^2 u^\mu u_\mu \quad d\bar{\tau}^2 = f dt'^2 \quad (82)$$

From (68) and (71) respectively we have:

$$\sigma = Kds\xi^\mu u_\mu \quad \xi^\alpha u_\alpha = \sqrt{A + \frac{1}{K^2}} \quad (83)$$

Like before we have chosen the positive sign of the root. Putting the pieces together we find:

$$f = A + \frac{1}{K^2} \quad (84)$$

The total, original, line element in the new coordinates is now given by:

$$d\tau^2 = (2M)^2 x^2 (f(x)dt'^2 - dx'^2 - d\Omega^2) \quad (85)$$

The optical metric is thus given by:

$$d\tilde{s}^2 = \frac{1}{\frac{1}{x^2} \left(1 - \frac{1}{x}\right) + \frac{1}{K^2}} (dx'^2 + d\Omega^2) \quad (86)$$

¹⁵Recall that the distance between the lines is per definition constant along the lines

Notice however that it is not in explicit form since we do not have x in terms of x' and t' . We may however recall Fig 7 where we for constant x have $dt' = Kds = Kdx'$. Thus we know that constant x means $dt'/dx' = K$. In the new coordinates we have therefore a schematic picture as depicted in Fig 8.

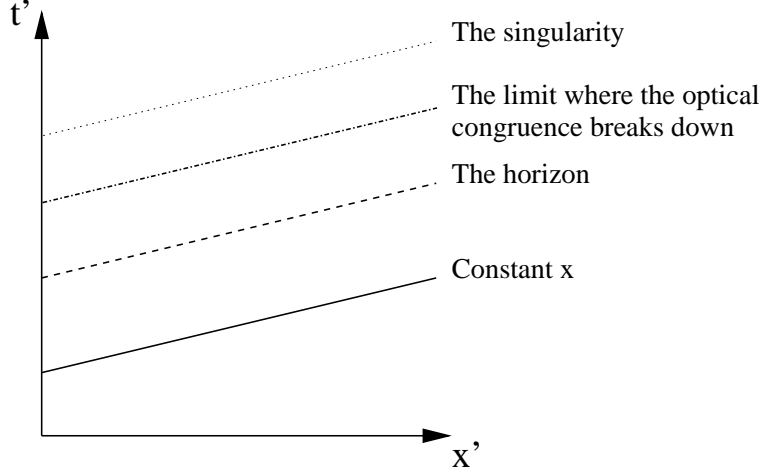


Figure 8: Spacetime from the congruence observers point of view

Notice that the Killing field is still a constant vector in the new coordinates. While we still do not have x analytically in terms of x' and t' , we know the qualitative relation well enough to understand some basic features.

7.5.1 The rubber sheet model

We see that at infinity the geometry becomes that of a three-cylinder, except if K is infinite. Also we see that on the inner boundary, where the optical congruence breaks down, the stretching is infinite.

It appears very difficult to do any calculations in our new coordinates, considering that we don't have any explicit relation for x in terms of x' and t' . At every fix t' we may however express the optical geometry as a function of x . This background geometry is time independent. The scenario (in 2D) can then be exactly described by a rubber sheet sliding snugly over the fix background geometry. Photons move on geodesics with unit velocity at every point if we *comove* with the rubber sheet. The velocity of the rubber sheet will correspond to the velocity relative to the optical space of a constant x line. Then we can use our knowledge of geodesics on rotational surfaces, and relative velocities, to find the paths of photons relative this pseudo-optical background geometry.

7.6 On the relation between x and x'

Given a displacement dx' along the x' -axis we want to find dx . From Fig 5 we see that $dx = v^x ds$ or equivalently:

$$dx = v^x dx' \quad (87)$$

From (72) and (75) we readily find:

$$v^x = -\theta u^x \quad \text{where} \quad \theta = \sqrt{K^2 A + 1} \quad (88)$$

To find u^x we solve the linear equation system of (73). The result is:

$$u^x = \frac{K}{\left(\frac{B^2}{\sqrt{g^2}} - (K^2 A + 1)\right) \frac{\sqrt{g}}{A} + \frac{C}{\sqrt{g}}} \quad (89)$$

Inserting the explicit metrical functions this miraculously is reduced to:

$$u^x = -\frac{x^2}{K} \quad (90)$$

The general relation between dx and dt' is given by:

$$dx' = -\frac{1}{\theta u^x} dx \quad (91)$$

In explicit form this is then reduced to:

$$dx' = \frac{K}{x^2 \sqrt{\frac{K^2}{x^2} \left(1 - \frac{1}{x}\right) + 1}} dx \quad (92)$$

Incidentally, using the Eddington Finkelstein original coordinates yields the same expression, as it must. The expression however turns out not to be particularly easy to integrate analytically except in the limits where K is either infinite or zero. In the limit where K is infinite it however cannot be inverted to find x in terms of x' .

7.7 The background optical geometry

Inserting (92) into (86) we may at a fix time t' write the optical line element as:

$$d\tilde{s}^2 = \frac{1}{x^4 \left(\frac{1}{x^2} \left(1 - \frac{1}{x}\right) + \frac{1}{K^2}\right)^2} dx^2 + \frac{1}{\frac{1}{x^2} \left(1 - \frac{1}{x}\right) + \frac{1}{K^2}} d\Omega^2 \quad (93)$$

In the limit of $K \rightarrow \infty$ this takes the familiar form of the standard optical geometry:

$$d\tilde{s}^2 = \frac{1}{\left(1 - \frac{1}{x}\right)^2} dx^2 + \frac{x^2}{1 - \frac{1}{x}} d\Omega^2 \quad (94)$$

At the other end, where K goes to zero it instead, to lowest nonzero order, it approaches:

$$d\tilde{s}^2 = \frac{K^4}{x^4} dx^2 + K^2 d\Omega^2 \quad (95)$$

Here the x -dependence can be taken away by another coordinate transformation. It is then obvious that in this limit we have a flat space. In a symmetry plane this would correspond to a cylinder, infinitely extended in the direction of the singularity but with finite distance from horizon to infinity. Unfortunately in the same limit the optical velocity of constant x position goes to the velocity of light, to lowest order. This means that, if we just concern ourselves with the lowest order influence of K on metrical components and velocities, we will not get any usable dynamics¹⁶. We can for instance not find the photon radius. If we still would like to use the $K = 0$ limit, we must take higher order terms into account. Hopefully expressions when expanded to the second non-vanishing order in K will be easier to deal with than in the general case. Also this is *the* limit in the sense that we include the full spacetime. If this would work out it would be no approximation but give the exactly correct dynamics.

In any case we may, for arbitrary K , Taylor expand ds/dx in the limit where we approach the innermost point of the optical geometry. Doing this we readily find that regardless of K the momentaneous distance to the innermost point is infinite.

Remember however that the line element of (93) is not strictly the optical geometry. It is not with respect to this element (except in the $K \rightarrow \infty$ limit) that photons move on geodesics, as discussed earlier.

The speed $d\tilde{s}/dt'$ of the constant x lines relative to the optical space is easy to derive since we have $K = dt'/dx'$ and from (86) we see that $d\tilde{s} = K dx'/\theta^2$. Then we find:

$$\frac{d\tilde{s}}{dt'} = \frac{1}{\sqrt{\frac{K^2}{x^2} \left(1 - \frac{1}{x}\right) + 1}} \quad (96)$$

We see that in the limit where $K \rightarrow \infty$ this goes to zero as it should. At $K = 0$ it goes to the velocity of light. Incidentally the velocity is at a minimum at $x = 3/2$, the photon radius.

So now we have everything that we need to make explicit calculations in the generalized optical geometry, using the rubber sheet analogy. In fact we may also embed the background optical geometry and visualize the photon radius.

8 Embedding the background geometry

In Fig 9 we see a schematic picture of how an embedding of the background geometry would look.

¹⁶Think of the rubber sheet model discussed earlier

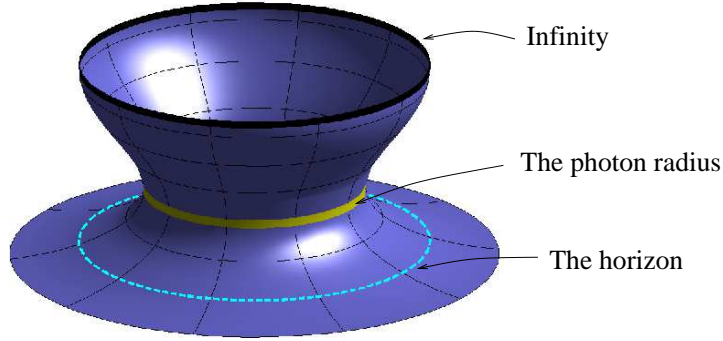


Figure 9: The background optical geometry. The authors took the liberty of enhancing the radial variations to get more shape without affecting the qualitative behavior.

Using this qualitative image we may understand that the photon radius lies exactly at the neck of the background geometry, just like in standard optical geometry.

Study therefore a photon moving on the surface. At any given radius we can find an angle of the velocity vector of the photon, relative to the rubber sheet, such that instantaneously the photon has no radial velocity relative to the background geometry.¹⁷

A free photon, with an initial position and velocity such that there is no radial velocity, will follow a local geodesic on the surface. However it's position relative to the background will be shifted continuously according to the sheet velocity. For a geodesic on a rotational surface it is easy to show that the angle the geodesic makes with a local line of fixed azimuthal angle (a radial line in this case) is *decreasing* with increasing radius - and vice versa.

Looking at Fig 10 we may understand that if we are on the outside of the neck, the photon velocity vector will be directed more and more outwards as time goes. Thus it will leave the radius it started at and move to infinity.

Again looking at Fig 10 we realize that for the corresponding initial velocity vector inside the neck, the velocity vector will be rotated to be directed less and less outwards and thus will start to move inwards.

If we start exactly at the neck however, where the embedding radius doesn't change to first order, the photon will remain on the same radius.

In Fig 10, we are simply shifting the velocity vector along a radial line without affecting the angle it makes with a radial line. This is okay, considering

¹⁷If we direct the photon directly outwards it will move slowly out towards infinity. On the other hand if we direct it purely azimuthally relative to the rubber sheet it will be dragged inwards with the rubber sheet. Somewhere in between there is obviously an angle such that it has purely azimuthal velocity relative to the *background*

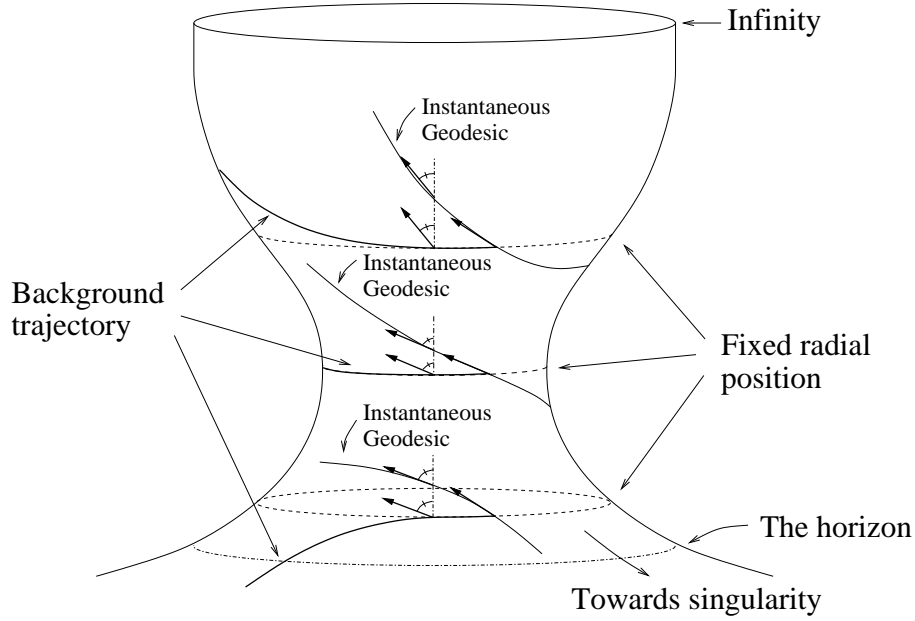


Figure 10: Understanding the photon radius in the generalized optical geometry.

that the congruence points are moving along the surface in such a way that a an initial little square of congruence points will remain a square - thus angles are preserved. To further clarify the scenario we may plot the evolution as seen from the normal of the surface. This is depicted in Fig 11

Notice that unlike the standard optical geometry (which is a subset of this discussion) we need the velocity of the rubber sheet apart from the background geometry to determine the paths of free photons. We know however that for a given background geometry the sheet velocity depends only on the embedding radius, the bigger the radius the bigger the velocity, and the velocity at infinity and at the horizon is that of light.

9 Conclusion

The optical geometry as presented in this article can be done at different levels.

- In any spacetime we can produce an optical geometry where photons move with constant speed.
- In any spacetime that admits a hypersurface orthogonal shearless congruence of worldlines we can produce an optical geometry where photons move with constant speed and follow local spatial geodesics. A gyroscope that follows a geodesic in this space will not precess. Also the sideways

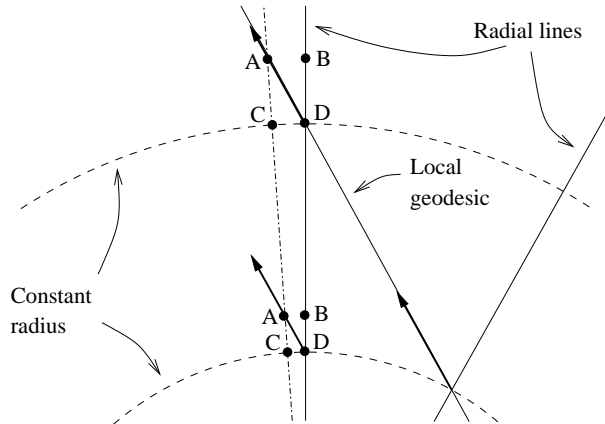


Figure 11: The shift of congruence points A,B,C and D as seen from a local background geodesic coordinate system

force experienced by an observer following an optically straight line will be independent on the velocity. We have illustrated how to apply this formalism to Schwarzschild black holes including the horizon.

- In a conformally static spacetime (choosing the preferred congruence) we have the same features of the optical geometry as outlined in the preceding point. Here the optical geometry is static.

One may also consider other ways of defining an optical geometry. For instance one might relax the constant speed requirement, while keeping the geodesics requirement. One can also consider spaces relative to which we have some preferably simple law telling us how to guide the photons. Another opportunity is to employ a different measure of spatial curvature (see e.g [9] for some alternatives). This we plan to pursue in a forthcoming paper.

A Rewriting f^μ in terms of experienced (comoving) forward and sideways forces

Consider a freely falling frame, locally comoving with η^μ , with a particle moving relative to this frame. In the coordinates of the inertial frame, the particle is acted upon by a force f^μ . This force may be decomposed as:

$$f^\mu = f_\eta \eta^\mu + f_\parallel t^\mu + f_\perp m^\mu \quad (97)$$

Here t^μ is the four-vector corresponding to the three-vector t^k . Also m^μ is a spatial vector orthogonal to t^μ corresponding to a three-vector m^k .

The corresponding four-force in a system locally comoving with the particle is related to f^μ simply via the Lorentz transformation. We may then align the

first spatial coordinate with the direction of motion, and the second with the direction of the perpendicular force. Denoting the components of the corresponding decomposition in the comoving system by (capital) F , using the fact that $F^0 = 0$, the Lorentz-transformation gives us:

$$0 = \gamma(f_\eta - v f_\parallel) \quad (98)$$

$$F_\parallel = \gamma(f_\parallel - v f_\eta) \quad (99)$$

$$F_\perp = f_\perp \quad (100)$$

From the first and second equation above follows that $f_\parallel = \gamma F_\parallel$. Obviously, using (97), we have then:

$$P^\mu{}_\alpha f^\alpha = \gamma F_\parallel t^\mu + F_\perp m^\mu \quad (101)$$

Here $P^\mu{}_\alpha$ is the projection operator along η^μ . F_\parallel is the experienced forward thrust (by a comoving observer), and F_\perp is the experienced sideways thrust. Note that while we proved the equality in a certain system, both sides are tensorial and thus it holds in any coordinate system. In coordinates adapted to the congruence in question it follows that we have $f^k = \gamma F_\parallel t^k + F_\perp m^k$.

Incidentally it also follows from the above equations that we have $f_\eta = \gamma v F_\parallel$. Since $f_\eta = -f^\mu \eta_\mu$, this implies that in coordinates adapted to the congruence where $g_{tt} = -e^{2\Phi}$, from which follows that $\eta_0 = -e^\Phi$, we have $f^0 = \gamma v e^{-\Phi} F_\parallel$.
T

References

- [1] Marek A. Abramowicz, Scientific American 1993
- [2] Sebastiano Sonego and Marek A. Abramowicz, Journal of mathematical physics, Vol. 39, No. 6 (1998)
- [3] Marek A. Abramowicz, Pawel Nurowski and Norbert Wex, Class. Quantum Grav. **12** (1995) 1467-1472
- [4] Marek A. Abramowicz, Pawel Nurowski and Norbert Wex, Class. Quantum Grav. **10** (1995) L183-L186
- [5] Sebastiano Sonego and Marc Massar, Class. Quantum Grav. **13** 139-144 1996
- [6] Steven Weinberg, Gravitation and cosmology, John Wiley & sons, New York
- [7] Wolfgang Rindler, Introduction to special relativity, second edition Oxford university press
- [8] Sebastiano Sonego, unpublished notes.

- [9] Bini D, Carini P, Jantzen RT, Proceedings of the Eighth Marcel Grossmann Meeting on General Relativity, Tsvi Piran, Editor, World Scientific, Singapore, 1998, Vol. A, pp. 376-397
- [10] Marek A. Abramowicz, Jean-Pierre Lasota, Class. Quantum Grav., Vol. 14 (1997) A23-A30
- [11] Sonogo, S, Abramowicz MA, Journ. Math. Phys. Vol 39 (1998) No 6 p 3158-3166
- [12] Malament D., 'From quarks to quasars. Philosophical problems of modern physics', Pittsburgh, Pittsburgh university press, ed. R. Colodny