

Constraints on a new alternative model to dark energy

Yungui Gong* and Xi-Ming Chen

*Institute of Applied Physics and College of Electronic Engineering,
Chongqing University of Post and Communication, Chongqing 400065, China*

The recent type Ia supernova data suggest that the universe is accelerating now and decelerated in recent past. This may provide the evidence that the standard Friedmann equation needs to be modified. We analyze in detail a new model in the context of modified Friedmann equation using the supernova data published by the High- z Supernova Search Team and the Supernova Cosmology Project. The new model explains recent acceleration and past deceleration. Furthermore, the acceleration of the expansion of the universe is almost zero in the future.

PACS numbers: 98.80.-k, 98.80.Es, 04.50.+h, 14.80.-j

The type Ia supernova observations support that the expansion of the universe is speeding up rather than slowing down [1, 2, 3]. A spatially flat universe is favored by the measurements of the anisotropy of the cosmic microwave background [4, 5]. The observation of type Ia supernova SN 1997ff at $z \sim 1.7$ also provides the evidence that the universe is in the acceleration phase and was in the deceleration phase in recent past [6, 7]. The transition from the deceleration phase to the acceleration phase happens around the redshift $z_T \sim 0.5$ [7, 8]. The simplest way of explaining the acceleration phenomenon is through the cosmological constant with the equation of state parameter $\omega_\Lambda = -1$. One easily generalizes the cosmological constant model to dynamical cosmological constant models, such as the dark energy model with negative constant equation of state parameter $-1 \leq \omega_Q < -1/3$. In general, a scalar field Q called quintessence field that slowly evolves down its potential $V(Q)$ takes the role of a dynamical cosmological constant [9, 10, 11, 12]. The energy density of the quintessence field must remain very small compared with radiation and matter at early epoches and evolves in a way that it started to dominate the universe around the redshift 0.5. If we remove the null energy condition restriction $\omega_Q \geq -1$ to allow supernegative $\omega_Q < -1$, then the phantom energy models arise [13]. More exotic equation of state is also possible, such as the Chaplygin gas model with the equation of state $p = -A/\rho$ and the generalized Chaplygin gas models with the equation of state $p = -A/\rho^\alpha$ [14]. There are fields other than the quintessence field, such as tachyon field, as dark energy [15].

Although there are many dark energy models proposed in the literature, the nature of dark energy is still unknown. Therefore it is also possible that the observations show a sign of the breakdown of the standard cosmology. In brane cosmology, our observable universe is a 3-brane which is located at the Z_2 symmetry fixed plane of a five dimensional spacetime with the extra dimension to be an orbifold S_1/Z_2 . Binétruy, Deffayet and Langlois showed that the Friedmann equation takes the unconventional form $H^2 \sim \rho + \rho^2$ in brane cosmology

[16]. In addition, Chung and Freese argued that almost any relationship between H and ρ is possible with the help of extra dimension [17]. Along this line of reasoning, the usual Friedmann equation $H^2 = 8\pi G\rho/3$ is modified to a general form $H^2 = g(\rho)$ [18, 19, 20, 21, 22, 23]. In this model, no exotic matter form is needed and the universe is composed of the ordinary matter and radiation only. The function $g(x)$ satisfies the following conditions: (1) $g(x_0) = 1$; (2) $g(x) \approx x$ when $z \gg 1$; (3) $g(x_0) > 3x_0 g'(x_0)/2$, where $x = \Omega_{m0}(1+z)^3 + \Omega_{r0}(1+z)^4$, $x_0 = \Omega_{m0} + \Omega_{r0} \approx \Omega_{m0}$ and $\Omega_{r0} = 8.40 \times 10^{-5}$ [5]. In Cardassian model, $g(x) = x + Bx^n$. In generalized Cardassian model, $g(x) = x[1 + Bx^{\alpha(n-1)}]^{1/\alpha}$ [18]. For Chaplygin gas like model, $g(x) = x + (A' + B'x^\beta)^{1/\beta}$ [23]. In [19], Friedmann equation is modified to be $H^2 + H^\alpha \sim \rho$. In this letter, we use the former modification. The modified model can be mapped into dark energy model. For example, $g(x) = x$ for standard cosmology; $g(x) = x + \Lambda$ for Λ CDM model; $g(x) = x + Bx^{1+\omega_Q}$ for dark energy models with constant equation of state parameter ω_Q .

The modified Friedmann equations for a spatially flat universe are

$$H^2 = H_0^2 g(x), \quad (1)$$

$$\frac{\ddot{a}}{a} = H_0^2 g(x) - \frac{3H_0^2 x}{2} g'(x) \left(\frac{\rho + p}{\rho} \right), \quad (2)$$

$$\dot{\rho} + 3H(\rho + p) = 0, \quad (3)$$

where dot means derivative with respect to time, $x = 8\pi G\rho/3H_0^2$, $1 + z = a_0/a$ is the redshift parameter, a subscript 0 means the value of the variable at present, $g(x)$ is a general function of x and $g'(x) = dg(x)/dx$. Let $\Omega_{m0} = 8\pi G\rho_{m0}/3H_0^2$, then $x_0 = \Omega_{m0}$ and $x = \Omega_{m0}(1+z)^3$ during matter dominated era.

Dark energy models have been extensively studied in the literature. Most researchers studied dark energy models by constraining the dark energy equation of state parameter ω_Q . To compare the modified model with the dark energy model, we make the following identification

$$\omega_Q = \frac{xg'(x) - g(x)}{g(x) - x}. \quad (4)$$

The transition from deceleration to acceleration happens when the deceleration parameter $q = -\ddot{a}/aH^2 = 0$. From equations (1) and (2), the transition redshift z_T is given by

$$g[\Omega_{m0}(1+z_T)^3] = \frac{3}{2}\Omega_{m0}(1+z_T)^3 g'[\Omega_{m0}(1+z_T)^3]. \quad (5)$$

The luminosity distance d_L is defined as

$$\begin{aligned} d_L(z) &= a_0(1+z) \int_t^{t_0} \frac{dt'}{a(t')} \\ &= \frac{c(1+z)}{H_0} \int_0^z g^{-1/2}[\Omega_{m0}(1+u)^3] du. \end{aligned} \quad (6)$$

The apparent magnitude redshift relation is

$$\begin{aligned} m(z) &= M + 5 \log_{10} d_L(z) + 25 \\ &= \mathcal{M} + 5 \log_{10} \mathcal{D}_L(z), \end{aligned} \quad (7)$$

where $\mathcal{D}_L(z) = H_0 d_L(z)$ is the ‘‘Hubble-constant-free’’ luminosity distance, M is the absolute peak magnitude and $\mathcal{M} = M - 5 \log_{10} H_0 + 25$. The parameters in our model are determined by minimizing

$$\chi^2 = \sum_i \frac{[m_{\text{obs}}(z_i) - m(z_i)]^2}{\sigma_i^2}, \quad (8)$$

where σ_i is the total uncertainty in the observation. The χ^2 -minimization procedure is based on MINUIT code [24]. The observational data used are: the 54 supernova data with both the stretch correction and the host-galaxy extinction correction by Knop *et al.* corresponding to fit 3 in [3]; the 20 radio galaxy and 78 supernova data by Daly and Djorgovski [8], the 172 supernova data with $z > 0.01$ and $A_v < 0.5$ mag by Tonry *et al.* and the 22 supernova data with $A_v < 0.5$ mag by Barris *et al.* [2]. In the fit, the range of parameter space for the nuisance parameter \mathcal{M} is $\mathcal{M} = [-3.9, 3.2]$, the range of parameter space for Ω_{m0} is $\Omega_{m0} = [0, 1]$. For the supernova data compiled by Tonry *et al.* and Barris *et al.*, a 500 km/s uncertainty in quadrature to the redshift errors is added to account for the velocity uncertainty and χ^2 is calculated by marginalizing over H_0 . For the fit to the combination of all the above data, we marginalize over the nuisance parameter \mathcal{M} for the supernova data by Knop *et al.*

The new model we consider in this letter is $g(x) = x(1 + e^{-\alpha x})^n$, where $\alpha = -\ln(\Omega_{m0}^{-1/n} - 1)/\Omega_{m0} > 0$. At high redshift z , x is very large and $g(x) \sim x$. Therefore the standard model is recovered at early times. In the future, $\exp(-\alpha x) \rightarrow 1$ and $g(x) \approx 2^n x$, so the universe will again evolve as $t^{2/3}$. During matter dominated epoch, equation (2) becomes

$$\frac{\ddot{a}}{aH_0^2} = -\frac{1}{2}x(1+e^{-\alpha x})^n + \frac{3}{2}n\alpha x^2(1+e^{-\alpha x})^{n-1}e^{-\alpha x}. \quad (9)$$

As $x \gg 1$, we have $\ddot{a}/(aH_0^2) \rightarrow -x/2$. As $x \rightarrow 0$, $\ddot{a}/(aH_0^2) \rightarrow 0$. In this model, equation (5) becomes

$$1 + (\Omega_{m0}^{-1/n} - 1)^{(1+z_T)^3} + 3n \ln(\Omega_{m0}^{-1/n} - 1) \times (\Omega_{m0}^{-1/n} - 1)^{(1+z_T)^3} (1+z_T)^3 = 0 \quad (10)$$

If we compare this model with the dark energy model, we get from equation (4)

$$\omega_{Q0} = \frac{n(1 - \Omega_{m0}^{1/n}) \ln(\Omega_{m0}^{-1/n} - 1)}{\Omega_{m0}(1 - \Omega_{m0})}.$$

For the fit to the supernova data by Knop *et al.*, the range of parameter space for n is (0, 600]; For the fit to the data by Daly and Djorgovski, the range of parameter space for n is (0, 3.03]; For the fit to the supernova data by Tonry *et al.*, the range of parameter space for n is (0, 6.5]; For the fit to the combined supernova data by Tonry *et al.* and Barris *et al.*, the range of parameter space for n is (0, 61]; For the fit to all supernova data combined, the range of parameter space for n is (0, 35]. The best fit results are summarized in table I. In table I, we also list the transition redshift, the state of equation parameter ω_{Q0} of the equivalent dark energy model and the age of universe using the best fit parameters. In this model, the universe is older than that by the standard cosmology. The contour plots to different data sample are shown in Figs. 1-4.

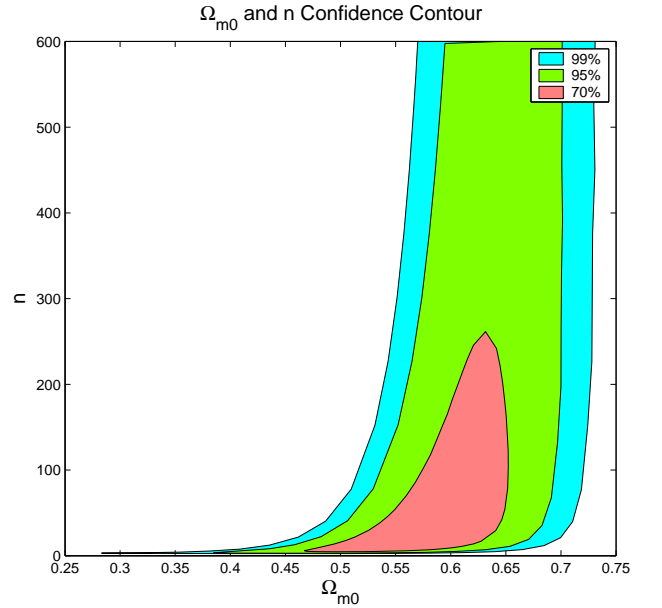


FIG. 1: The Ω_{m0} and n contour plot for the 54 supernova data by Knop *et al.*

In Fig. 5, we plot the dimensionless acceleration \ddot{a}/aH_0^2 against the redshift. It is clear that the model have deceleration phase in recent past and acceleration phase at present. In Fig. 6, the evolution of ω_Q of the equivalent dark energy model is shown for the best fit

Data Source	Data #	Ω_{m0}		n		χ^2	ω_{Q0}	z_T	H_{0t0}
		70%	99%	70%	99%				
Knop <i>et al.</i>	54	$0.57^{+0.09}_{-0.10}$	$0.57^{+0.17}_{-0.28}$	$18.21^{+243.30}_{-13.58}$	≥ 1.48	43.7	-7.82	0.18	0.86
Daly & Djorgovski	98	$0.33^{+0.19}_{-0.14}$	$0.33^{+0.29}_{-0.15}$	2.46 ± 0.34	$2.46^{+12}_{-0.6}$	88.1	-2.27	0.76	0.97
Tonry <i>et al.</i>	172	$0.51^{+0.07}_{-0.10}$	$0.51^{+0.13}_{-0.25}$	$3.63^{+7.61}_{-1.31}$	$3.63^{+96}_{-1.79}$	170.6	-3.91	0.32	0.88
Tonry <i>et al.</i> & Barris <i>et al.</i>	194	$0.54^{+0.06}_{-0.09}$	$0.54^{+0.12}_{-0.09}$	$3.34^{+7.59}_{-1.24}$	$3.34^{+108}_{-1.67}$	195.96	-3.62	0.30	0.86
Combined	346	$0.52^{+0.06}_{-0.09}$	$0.52^{+0.11}_{-0.19}$	$2.80^{+2.08}_{-0.60}$	$2.80^{+9.83}_{-0.84}$	331.8	-3.12	0.35	0.87

TABLE I: Summary of the best fit parameters. In some cases, the parameter reaches the limit of the range of the parameter space.

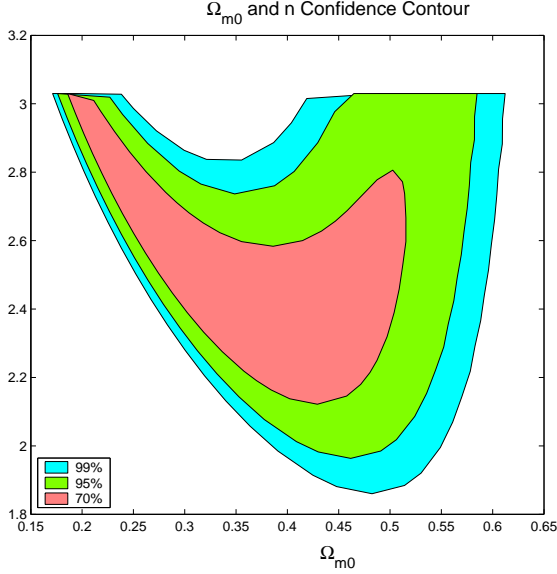


FIG. 2: The Ω_{m0} and n contour plot for the 20 radio galaxy and 78 supernova data by Daly and Djorgovski

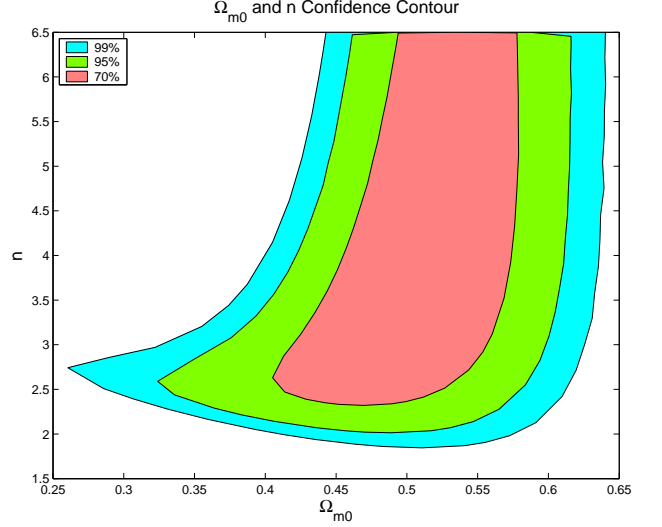


FIG. 3: The Ω_{m0} and n contour plot for the 172 supernova data by Tonry *et al.*

parameters to all the data combined. Around $z \sim 2$, $g(x) \approx x$ and the universe became indistinguishable from the standard matter dominated universe.

As shown in Fig. 5, the new model gives past deceleration, current acceleration and future deceleration or near zero acceleration. From theoretical point of view, future deceleration is favored because it avoids the horizon problem. The universe by this model is older than that by standard cosmology as shown in table I. Daly and Djorgovski found the model independent result $z_T \gtrsim 0.3$ [8]. The result is consistent with ours as seen from table I. The somewhat model independent study by Alam, Sahni, Saini and Starobinsky found that ω_Q evolves rapidly from zero at high z to a strongly negative value at present [12]. This result is also consistent with ours as shown in table I and Fig. 6. In conclusion, we proposed a new model which is consistent with current supernova observations and avoids the horizon problem. It is difficult to discriminate this model from dark energy models with current observations. Future supernova data from the dedicated satellite telescope (such as Supernova/Acceleration

Probe) is necessary to differentiate these models. We do not yet know the fundamental higher dimensional theory which derives the model discussed in this letter.

The work is supported by Chongqing University of Post and Telecommunication under grants A2003-54 and A2004-05.

* Electronic address: gongyg@cqupt.edu.cn

- [1] S. Perlmutter *et al.*, *Astrophys. J.* **517**, 565 (1999); P.M. Garnavich *et al.*, *Astrophys. J. Lett.* **493**, L53 (1998); A.G. Riess *et al.*, *Astron. J.* **116**, 1009 (1998).
- [2] J.L. Tonry *et al.*, *Astrophys. J.* **594**, 1 (2003); B.J. Barris *et al.*, *astro-ph/0310843*.
- [3] R.A. Knop *et al.*, *astro-ph/0309368*.
- [4] P. de Bernardis *et al.*, *Nature* **404**, 955 (2000); Hanany S *et al.*, *Astrophys. J. Lett.* **545**, L5 (2000).
- [5] C.L. Bennett *et al.*, *Astrophys. J. Supp. Ser.* **148**, 1 (2003); D.N. Spergel *et al.*, *Astrophys. J. Supp. Ser.* **148**, 175 (2003).
- [6] A.G. Riess, *Astrophys. J.* **560**, 49 (2001).
- [7] M.S. Turner and A.G. Riess, *Astrophys. J.* **569**, 18 (2002).

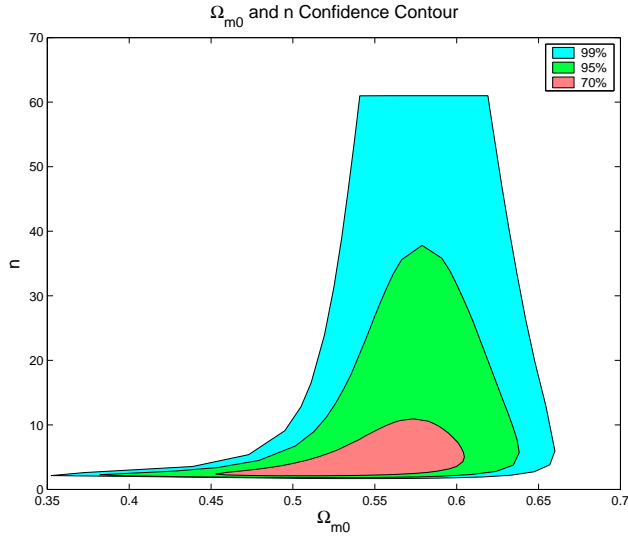


FIG. 4: The Ω_{m0} and n contour plot for the 194 combined supernova data by Tonry *et al.* and Barris *al.*

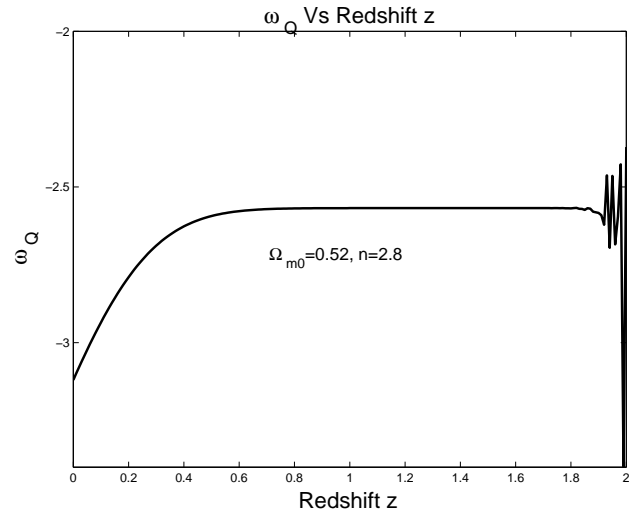


FIG. 6: ω_Q versus the redshift z for the best fit parameters $\Omega_{m0} = 0.52$ and $n = 2.8$.

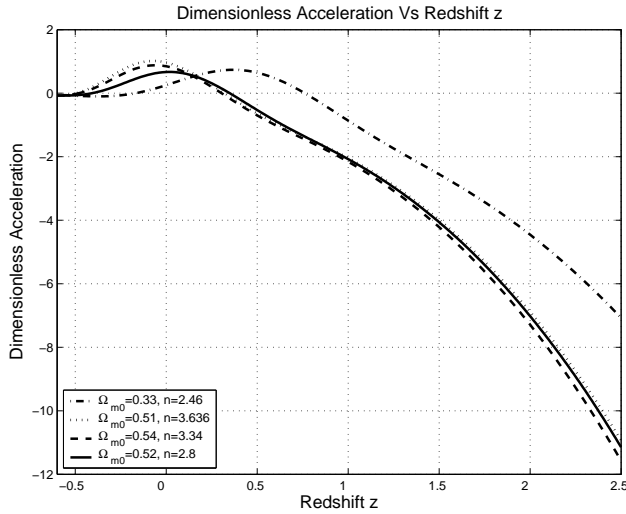


FIG. 5: \ddot{a}/aH_0^2 versus the redshift z for the best fit parameters listed in Table I.

- [8] R.A. Daly and S.G. Djorgovski, *Astrophys. J.* **597**, 9 (2003); astro-ph/0403664.
- [9] R.R. Caldwell, R. Dave and P.J. Steinhardt, *Phys. Rev. Lett.* **80**, 1582 (1998); I. Zlatev, L. Wang and P.J. Steinhardt, *ibid.* **82**, 896 (1999); P.G. Ferreira and M. Joyce, *Phys. Rev. Lett.* **79**, 4740 (1997); B. Ratra and P.J.E. Peebles, *Phys. Rev. D* **37**, 3406 (1988); C. Wetterich, *Nucl. Phys. B* **302**, 668 (1988); S. Perlmutter, M.S. Turner and M. White, *Phys. Rev. Lett.* **83**, 670 (1999).
- [10] V. Sahni and A.A. Starobinsky, *Int. J. Mod. Phys. D* **9**, 373 (2000); C. Rubano and J.D. Barrow, *Phys. Rev. D* **64**, 127301 (2001); V.B. Johri, *Class. Quantum Grav.* **19**, 5959 (2001); E. Di Pietro and J. Demaret, *Int. J. Mod. Phys. D* **10**, 231 (2001); L.A. Ureña-López and T. Matos, *Phys. Rev. D* **62**, 081302 (2000).
- [11] A.A. Sen and S. Sethi, *Phys. Lett. B* **532**, 159 (2002); Y. Gong, *Class. Quantum Grav.* **19** 4537 (2002).
- [12] U. Alam, V. Sahni, T.D. Saini and A.A. Starobinsky, astro-ph/0311364; U. Alam, V. Sahni and A.A. Starobinsky, astro-ph/0403687.
- [13] R.R. Caldwell, *Phys. Lett. B* **545**, 23 (2002) ; J.S. Alcaniz, astro-ph/0312424 ; M. Kaplinghat and S. Bridle, astro-ph/0312430.
- [14] A. Kamenshchik, U. Moschella and V. Pasquier, *Phys. Lett. B* **511**, 265 (2001); N. Bilic, G.G. Tupper and R.D. Viollier, *ibid.* **535**, 17 (2002); M.C. Bento, O. Bertolami and A.A. Sen, *Phys. Rev. D* **66**, 043507 (2002); D. Carturan and F. Finelli, *ibid.* **68**, 103501 (2003); L. Amendola, F. Finelli, C. Burigana and D. Carturan, *J. Cosmology Astroparticle Phys.* **0307**, 005 (2003); J.V. Cunha, J.S. Alcaniz and J.A.S. Lima, astro-ph/0306319.
- [15] C. Armendariz-Picon, T. Damour and V. Mukhanov, *Phys. Lett. B* **458**, 209 (1999) ; T. Padmanabhan and T.R. Choudhury, *Phys. Rev. D* **66**, 081301 (2002) ; J.S. Bagla, H.K. Jassal and T. Padmanabhan, *ibid.* **67**, 063504 (2003); T. Padmanabhan, *Phys. Rep.* **380**, 235 (2003); T. Padmanabhan and T.R. Choudhury, *Mon. Not. Roy. Astron. Soc.* **344**, 823 (2003); L.P. Chimento, astro-ph/0311613.
- [16] P. Binétruy, C. Deffayet and D. Langlois, *Nucl. Phys. B* **565**, 269 (2000).
- [17] D.J. Chung and K. Freese, *Phys. Rev. D* **61**, 023511 (1999).
- [18] K. Freese and M. Lewis, *Phys. Lett. B* **540**, 1 (2002); K. Freese, *Nucl. Phys. Suppl. Ser.* **124**, 50 (2003); P. Gondolo and K. Freese, *Phys. Rev. D* **68**, 063509 (2003).
- [19] G.R. Dvali, G. Gabadadze and M. Porrati, *Phys. Lett. B* **485**, 208 (2000); C. Deffayet, *ibid.* **502**, 199 (2001); C. Deffayet, G.R. Dvali and G. Gabadadze, *Phys. Rev. D* **65**, 044023 (2002); G.R. Dvali and M. Turner, astro-ph/0301510; A. Lue, R. Scoccimarro and G. Starkman, astro-ph/0307034.
- [20] S. Sen and A.A. Sen, *Astrophys. J.* **588**, 1 (2003) ; A.A. Sen and S. Sen, *Phys. Rev. D* **68**, 023513 (2003); M. Szydlowski and W. Czaja, astro-ph/0309191; W. Godlowski and M. Szydlowski, astro-ph/0309569.
- [21] Z.H. Zhu and M. Fujimoto, *Astrophys. J.* **581**, 1 (2003);

- 585**, 52 (2003); *Astrophys. J.* **602**, 12 (2004); Z.H. Zhu , M. Fujimoto and X.T. He, *Astrophys. J.* **603**, 365 (2004).
- [22] Y. Wang, K. Freese, P. Gondolo and M. Lewis, *Astrophys. J.* **594**, 25 (2003); T. Multamaki, E. Gaztanaga and M. Manera, *Mon. Not. Roy. Astron. Soc.* **344**, 761 (2003); A. Dev, J.S. Alcaniz and D. Jain, astro-ph/0305068; W.J. Frith, astro-ph/0311211; S. Nesseris and L. Perivolaropoulos, astro-ph/0401556.
- [23] Y. Gong and C.K. Duan, gr-qc/0311060; astro-ph/0401530; Y. Gong, X.M. Chen and C.K. Duan, astro-ph/0404202.
- [24] Minuit 2002, http://wwwasd.web.cern.ch/wwwasd/cernlib/download/2002_source/tar/minuit32_src.tar.gz.