

Numerical simulations of generic singularities

David Garckle

Department of Physics, University of Guelph, Guelph, Ontario, Canada N1G 2W1
and Perimeter Institute for Theoretical Physics, 35 King Street North, Waterloo Ontario, Canada N2J 2W9

Numerical simulations of the approach to the singularity in vacuum spacetimes are presented here. The spacetimes examined have no symmetries and can be regarded as representing the general behavior of singularities. It is found that the singularity is spacelike and that as it is approached, the spacetime dynamics becomes local and oscillatory.

PACS numbers: 04.20.Dw, 04.25.Dm

A longstanding problem in general relativity has been to find the general behavior of singularities. Several results, both analytical[1] and numerical[2] have been obtained. However, most of them are for the case where the spacetimes have one or more symmetries. Only in the case where the matter is a scalar field have results been found for the case where there are no symmetries.[3, 4] For the vacuum case there is a conjecture[5] due to Belinski, Lifschitz and Khalatnikov (BKL) that states that the generic singularity is local, spacelike and oscillatory. This conjecture has been reformulated and put more precisely by Uggla et al.[6]

In this paper are presented numerical simulations of the approach to the singularity in vacuum spacetimes with no symmetries. The results support the BKL conjecture.

The system evolved here is essentially that of reference[6] but specialized to the vacuum case and with a slightly different choice of gauge. Here the spacetime is described in terms of a coordinate system $(t; x^i)$ and a tetrad $(e_0; e_i)$ where both the spatial coordinate index i and the spatial tetrad index α go from 1 to 3. It is assumed that e_0 is hypersurface orthogonal and that the relation between tetrad and coordinates is of the form $e_0 = N^{-1} \partial_t$ and $e_i = e^{\alpha}_i \partial_{\alpha}$. Here N is the lapse and we have chosen the shift to be zero. We choose the spatial frame f_{α} to be Fermi propagated along the integral curves of e_0 . The commutators of the tetrad components are decomposed as follows:

$$[e_0, e_i] = \kappa_i e_0 + \tau_i e_j \quad (1)$$

$$[e_i, e_j] = (2a_{ij} + n_{ij}) e_k \quad (2)$$

where n_{ij} is symmetric, and τ_i is symmetric and trace free.

Scale invariant variables are defined as follows:
 $f e_0; e_g = f e_0; e_g = H$

$$f E^i; \quad ; A; N; g = f e^i; \quad ; a; n; g = H \quad (3)$$

$$q + 1 = \kappa_0 \ln H \quad \text{and} \quad r = \kappa \ln H.$$

Finally choose the lapse to be $N = H^{-1}$. The relation between scale invariant frame derivatives and coordinate derivatives is $\partial_0 = \partial_t$ and $\partial_i = E^{\alpha}_i \partial_{\alpha}$. From the vacuum Einstein equations one obtains the following evolution equations:

$$\partial_t E^i = F^i E^i \quad (4)$$

$$\partial_t r = F r + \kappa q \quad (5)$$

$$\partial_t A = F A + \frac{1}{2} \kappa \quad (6)$$

$$\partial_t \kappa = (q - 2) \kappa + 2N^{\alpha} N^{\beta} \kappa_{\alpha\beta} + N^{\alpha} N^{\beta} \kappa_{\alpha\beta} + \kappa^{\alpha} r^{\beta} \kappa_{\alpha\beta} + 2r^{\alpha} \kappa_{\alpha\beta} \quad (7)$$

$$+ \kappa^{\alpha} (2A - \kappa) N^{\beta} \quad (8)$$

$$\partial_t N = qN + 2 \kappa^{\alpha} N^{\beta} \kappa_{\alpha\beta} + \kappa^{\alpha} \kappa_{\alpha\beta} \quad (9)$$

$$\partial_t q = 2(q - 2) + \frac{1}{3} (2A - \kappa) \kappa + \frac{1}{3} \kappa^{\alpha} \kappa_{\alpha\beta} q + \frac{4}{3} \kappa^{\alpha} r^{\beta} \kappa_{\alpha\beta} + \frac{8}{3} A r^{\alpha} \kappa_{\alpha\beta} + \frac{2}{3} r^{\alpha} \kappa_{\alpha\beta} \quad (10)$$

Here angle brackets denote the symmetric trace-free part, and F and W are given by

$$F = q \quad (11)$$

$$W = \frac{2}{3} N^{\alpha} N^{\beta} \kappa_{\alpha\beta} + \frac{1}{3} N^{\alpha} N^{\beta} \kappa_{\alpha\beta} + \frac{1}{3} \kappa^{\alpha} A + \frac{2}{3} \kappa^{\alpha} r^{\beta} \kappa_{\alpha\beta} + \frac{1}{3} (2A - \kappa) N \quad (12)$$

In addition to the evolution equations, the variables satisfy constraint equations as follows:

$$0 = (C_{\text{com}})^i - 2(\kappa_{\alpha} r_{\alpha} - A_{\alpha}) E^{\alpha} \quad (13)$$

$$0 = C_G - 1 + \frac{1}{3} (2\kappa - 2r - 3A) A - \frac{1}{6} N^{\alpha} N^{\beta} \kappa_{\alpha\beta} + \frac{1}{12} (N^{\alpha})^2 \quad (14)$$

$$0 = (C_c) - \kappa^{\alpha} + 2r^{\alpha} r^{\beta} - 3A \quad (15)$$

$$0 = C_q - q + \frac{1}{3} + \frac{1}{3} \kappa^{\alpha} r^{\beta} \kappa_{\alpha\beta} + \frac{2}{3} A r^{\alpha} \kappa_{\alpha\beta} \quad (16)$$

We want a class of initial data satisfying these constraints that is general enough for our purposes but simple enough to find numerically. We use the York method[7] and choose H to be constant, r and N to vanish and the following form for the other variables: $E^i = (\kappa^2 = H) \kappa^i; A = 2^{-1} \kappa$ and $\kappa =$

Electronic address: david@physics.uoguelph.ca

${}^6 \text{diag}(\gamma_1; \gamma_2; \gamma_3)$. Then the constraints are satisfied provided $\partial^i \gamma_i = 0$ and $q = \frac{1}{3} \gamma^i \gamma_i$ and

$$\partial^i \gamma_i = \frac{1}{8} H^2 (6 \gamma^i \gamma_i - 7) \quad (17)$$

We use the following solution for γ_i

$$\begin{aligned} \gamma_1 &= a_2 \cos y + a_3 \cos z + b_2 + b_3 \\ \gamma_2 &= a_1 \cos x - a_3 \cos z + b_1 - b_3 \\ \gamma_3 &= a_1 \cos x - a_2 \cos y - b_1 - b_2 \end{aligned} \quad (18)$$

where the a_i and b_i are constants. We consider spacetimes with topology $T^3 \times R$ with each spatial slice having topology T^3 . In terms of the coordinates we have $0 \leq x \leq 2$ with 0 and 2 identified (and correspondingly for y and z).

The numerical method used is as follows: each spatial direction corresponds to $N + 2$ grid points with spacing $\Delta x = 2/(N + 1)$. The variables on grid points 2 to $N + 1$ are evolved using the evolution equations, while at points 1 and $N + 2$ periodic boundary conditions are imposed. The initial data is determined once equations (17) is solved. This is done using the conjugate gradient method.[8] The evolution proceeds using equations (4-10) with the exception that the term $(5 - 2q)C_q$ is added to the right hand side of equation (10) to prevent the growth of constraint violating modes. Spatial derivatives are evaluated using centered differences, and the evolution is done using a three step iterated Crank-Nicholson method [9] (a type of predictor-corrector method). In equation (10) the highest spatial derivative term is $\frac{1}{3} \partial^i \partial_i q$ which gives this equation the form of a diffusion equation. Note that diffusion equations can only be evolved in one direction in time, in this case the negative direction which corresponds to the approach to the singularity. Stability of numerical evolution of diffusion equations generally requires a time step proportional to the square of the spatial step. However, the constant of proportionality depends on the coefficient of the second spatial derivative. To ensure stability, we define E_{\max} to be the maximum value of $\partial^i \gamma_j$ (over all space and over all i and j) and then define $dt_1 = \frac{1}{4} (\Delta x / E_{\max})^2$ and $dt_2 = \frac{1}{8} \Delta x$. The time step dt is then chosen to be whichever of dt_1 and dt_2 has the smaller magnitude.

Before presenting numerical results, it is helpful to consider what behavior to expect as the singularity is approached (that is as $t \rightarrow -1$). First denote the eigenvalues of F by $(\lambda_1; \lambda_2; \lambda_3)$: Then suppose that at sufficiently early times the time averages of q and γ_i are all positive. Then the time averages of the eigenvalues of F are all positive. Since we are evolving in the negative time direction, this should lead (through equation (4)) to an exponential decrease in E^i . However, since all spatial derivatives appear in the equations in the form $\partial^i \gamma_i = E^i \gamma_i$ we would expect the spatial derivatives to become negligible. That is, at each spatial point the dynamics becomes that of a spatially homogeneous cosmology: the approach to the singularity is local. Further-

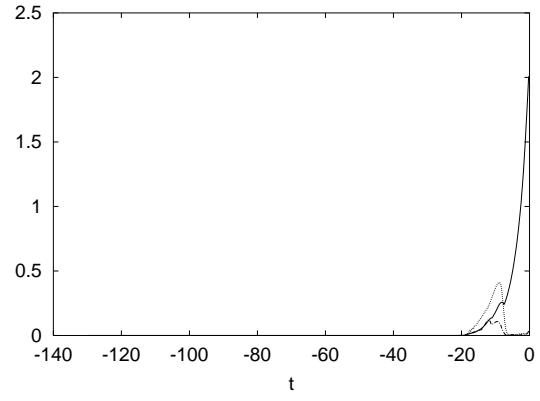


FIG. 1: maximum values of E^i_j (solid line), γ_j (dotted line) and γ_j (dot-dashed line) vs time

more, this positivity of the time averages of the eigenvalues of F should lead (through equations (5-6)) to exponential decrease in r and A . Thus we expect that as the singularity is approached, the dynamics is described by a much simpler version of evolution equations (4-10) and constraint equations (13-16) where r and A and all spatial derivatives are dropped.

This simpler set of equations describes homogeneous cosmologies, and has been treated extensively in the literature on such spacetimes.[5, 10] Here we simply summarize the important attributes. First, from equation (15) it follows that γ_i and N commute and therefore have a common basis of eigenvectors. From equations (8-9) it follows that this basis (which we will call the asymptotic frame) is not changed under time evolution. One can therefore express equations (8-9) in the asymptotic frame yielding equations for the λ_i (eigenvalues of F) and the N_i (eigenvalues of N). During a time period where all the N_i are negligible, it follows that all the λ_i are constant. Such a time period is called a Kasner epoch. During a Kasner epoch, two of the N_i are decaying and one is growing. The growing eigenvalue of N eventually gives rise to a transition (called a "bounce") to another Kasner epoch. It is helpful to define a quantity u by

$$u = 6 \frac{81u^2(1+u)^2}{(1+u+u^2)^3} \quad (19)$$

(there is a unique $u \in [1, 2]$ provided the quantity on the left hand side of the equation is between -6 and 6). The quantity u is constant in each Kasner epoch and changes from epoch to epoch as follows: $u \rightarrow u - 1$ if $u \geq 2$ and $u \rightarrow 1/(u - 1)$ if $1 < u < 2$. This rule is called the u map.

We now turn to the numerical simulations. All runs were done in double precision on a Sun Blade 2000 with $N = 50$ (except for a convergence test which also used $N = 25$). The equations were evolved from $t = 0$ to $t = -130$. The initial value of H was $\frac{1}{3}$ corresponding to an initial trace of extrinsic curvature equal to -1 . The b_i

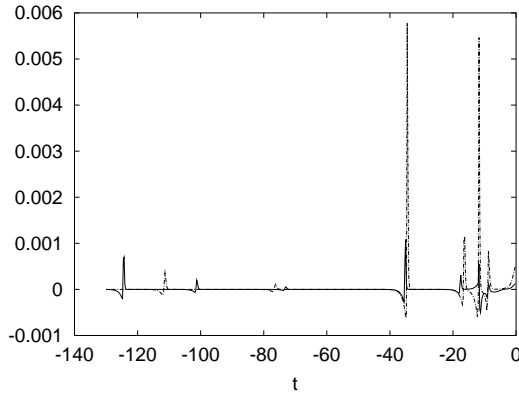


FIG . 2: Constraint C_q vs time t , for $N = 50$ (solid line) and $N = 25$ (dot-dashed line)

were chosen with $b_3 = 0$ and b_1 and b_2 given so that the spacetime would be a Kasner spacetime with $u = 2:3$ if the a_i vanished. For the runs presented here the a_i were given as $(0.2; 0.1; 0.04)$.

We would like to know whether $E^i{}_{;r}$ and A become negligible as the singularity is approached. To that end we define r_{max} (respectively A_{max}) in analogy to E_{max} as the maximum over all space and of j^j (respectively \tilde{A}^j). In figure 1 are plotted E_{max} , r_{max} and A_{max} as functions of time t . Note that these quantities do indeed become negligible at sufficiently early times. This suggests that spatial derivatives become negligible and thus that the interesting part of the dynamics can be seen by looking at the development of the variables at a single point as a function of time. We now present data of that form. The behavior at the spatial point chosen is typical.

The results of a convergence test are presented in figure 2. Here what is plotted is the constraint C_q (at the spatial point) as a function of time t for the $N = 50$ run (solid line) and for the $N = 25$ run (dot-dashed line). The results indicate second order convergence. Note that the time dependence of the two runs becomes increasingly out of sync. This is due to the chaotic nature of homogeneous cosmologies.[2] Also note that the shape of the constraint for the two runs does not completely match. This may be due to unresolved small scale structure to be discussed below. Similar results were obtained for the other constraints.

Figures 3 and 4 show respectively the diagonal components of γ and N in the asymptotic frame e . Though not shown here, I have also examined the off-diagonal components of both γ and N in this frame. For times $t < -20$ these off-diagonal components become negligible. This demonstrates that for these times the asymptotic frame is essentially unchanged and the quantities in figures 3 and 4 are eigenvalues of γ and N respectively. Note that for $t < -20$ the behavior of the components of γ consists of epochs where they are constant punctuated by short bounces where they change rapidly. Note too that for $t < -20$ the behavior of the

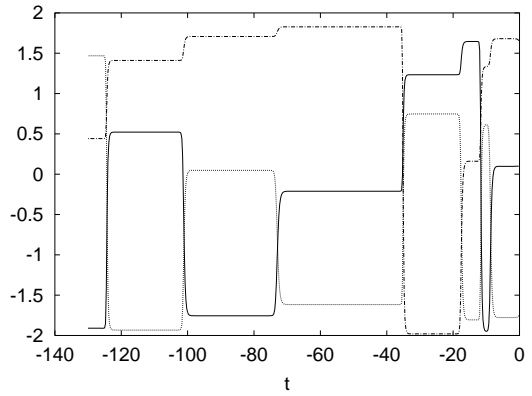


FIG . 3: components of γ vs time t , in the asymptotic frame e : γ_1 (solid line), γ_2 (dotted line) and γ_3 (dot-dashed line)

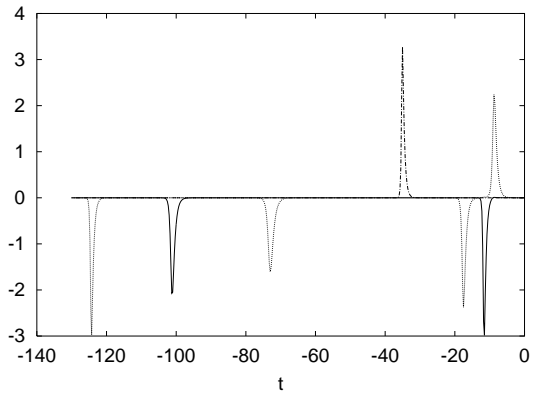


FIG . 4: components of N vs time t , in the asymptotic frame e : N_1 (solid line), N_2 (dotted line) and N_3 (dot-dashed line)

components of N is that they are negligible during the epochs of constant γ and that one component of N becomes non-negligible at each bounce. This is exactly what we would expect from the approximation of using the equations for homogeneous spacetimes.

We now turn to the behavior of the quantity u . In

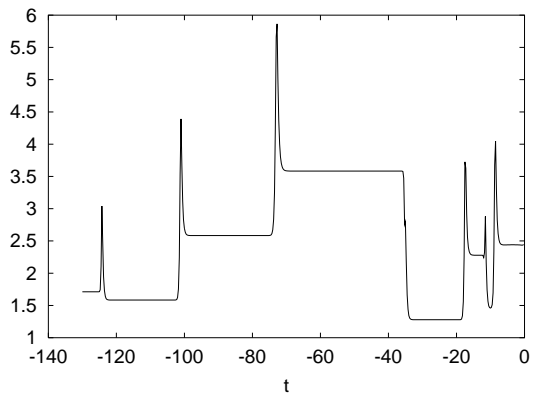


FIG . 5: u vs time t

figure 5 is plotted u as a function of time. Note that u undergoes a series of bounces when the components of \mathbf{u} do. The sequence of values of u beginning at $t = 20$ is 1.279; 3.583; 2.584; 1.584; 1.712. This sequence obeys the map.

In summary, these simulations provide strong support for the BKL conjecture. The initial data evolved have no symmetry and can be regarded as generic. The evolution shows that spatial derivatives become negligible and the time dependence goes over to the well studied behavior of a general homogeneous cosmology. This dynamics is oscillatory consisting of a series of Kasner epochs punctuated by short bounces. The details of the oscillations given by the behavior of the quantity u is in agreement with what would be expected for locally homogeneous spacetimes.

We now consider what remains to be done on this subject. First recall how the bounces occur: during a Kasner epoch one of the N_i grows exponentially causing a bounce in the N_i . This bounce occurs regardless of whether the growing N_i is initially positive or negative. Now suppose that the growing N_i is initially positive in one region of space and negative in another, vanishing on the surface S that separates the two regions. Then the N_i will not grow on S and will not give rise to a bounce there. However, in each of the two regions on either side of S there will be a bounce. Thus we would expect to acquire very marked spatial variation at and near S . Indeed examination of the results of the simulations shows just this sort of growth of small scale structure. This sort of "spike" has been well studied both analytically and numerically in the case of Gowdy spacetimes [11, 12]. One would like to have a similar study of spikes in the case of spacetimes with no symmetry. This will require high resolution and is work in progress.

The present work only treats vacuum spacetimes. There is a general expectation that for most types of matter (a scalar field is an exception) the influence of the matter on the dynamics should become negligible as the singularity is approached. The formalism of reference [6] is for a fluid with equation of state $P = k$ for constant k . Thus a fairly straightforward generalization of the simu-

lations reported here would be to do simulations of the approach to the singularity for $P = k$ perfect fluid.

Another question is whether there are any residual effects of the spatial derivatives as the singularity is approached. During each Kasner epoch two of the N_i are decaying and one is growing. The N_i that grows after a bounce is one that was decaying before the bounce and the time to the next bounce depends on the initial (small) value of this N_i at the time of the bounce. Thus the small spatial derivatives may influence the small initial value of this N_i and significantly affect the time to the next bounce. I have used the evolution up to a certain time t_0 to produce initial data for \mathbf{u} and N_i to be evolved using the equations (ODEs) for homogeneous spacetimes. When comparing the results of the ODE evolution to that of the full evolution it appears that the sequence of bounces is the same but that the bounces occur more rapidly in the full evolution. Thus it appears that the spatial derivatives are small but not completely negligible. This phenomenon could probably be understood quantitatively by using an analytic approximation for the behavior near the singularity that takes into account the leading order behavior of the spatial derivatives.

Finally, note that this simulation is for a spatially closed universe. Since the result is that the dynamics become local as the singularity is approached, these results should describe at least a portion of the singularity in any generic spacetime, including asymptotically at spacetimes that undergo gravitational collapse to form black holes. Nonetheless, there is a body of work [13, 14] that indicates that when a black hole forms, that portion of the singularity that is near the event horizon is null (or asymptotically null). It would be good to extend the methods presented here so that they are able to treat collapse in asymptotically at spacetimes and the near horizon properties of the singularities formed.

I would like to thank Mark Miller, Beverly Berger, Woei-Chet Lin, John Winwright, Lars Andersson, Jim Isenberg and G. Comer Duncan for helpful discussions. This work was partially supported by NSF grant PHY-0244683 to Oakland University.

-
- [1] for a review see A. Rendall, "Theorems on existence and global dynamics for the Einstein equations" *Living Reviews in Relativity* (2002-6)
 - [2] for a review see B. Berger, "Numerical Approaches to spacetime singularities" *Living Reviews in Relativity* (2002-1)
 - [3] L. Andersson and A. Rendall, *Commun. Math. Phys.* 218, 479 (2001)
 - [4] D. Garfinkle, *Phys. Rev. D* 65, 044029 (2002)
 - [5] V. Belinskii, I. Khalatnikov and E. Lifschitz, *Sov. Phys. Usp.* 13, 745 (1971)
 - [6] C. Uggla, H. van Elst, J. Winwright and G. F. R. Ellis, *Phys. Rev. D* 68, 103502 (2003)
 - [7] J. W. York, *Phys. Rev. Lett.* 26, 1656 (1971)
 - [8] W. Press, S. Teukolsky, W. Vetterling and B. Flannery, *Numerical Recipes in FORTRAN*, second edition (Cambridge University Press, Cambridge, 1992)
 - [9] M. Choptuik, in *Deterministic Chaos in General Relativity*, edited by D. Hobill, A. Burd and A. Coley (Plenum, New York, 1994), pp. 155-175
 - [10] "Dynamical systems in cosmology" Edited by J. Winwright and G. F. R. Ellis, Cambridge University Press, 1997
 - [11] B. Berger and D. Garfinkle, *Phys. Rev. D* 57, 4767 (1998)
 - [12] A. Rendall and M. Weaver, *Class. Quantum Grav.* 18, 2959 (2001)
 - [13] E. Poisson and W. Israel, *Phys. Rev. D* 41, 1796 (1990)
 - [14] A. Ori and E. Flanagan, *Phys. Rev. D* 53, 1754 (1996)