

Summation by parts and dissipation for domains with excised regions

Gioel Calabrese¹, Luis Lehner¹, Oscar Reula², Olivier Sarbach¹, and Manuel Tiglio¹

¹ *Department of Physics and Astronomy, Louisiana State University,
202 Nicholson Hall, Baton Rouge, LA 70803-4001*

² *FaMAF, Universidad Nacional de Cordoba, Cordoba, Argentina 5000*

We extend and construct finite difference techniques for hyperbolic equations in non-trivial domains, as those that arise when simulating black hole spacetimes. We construct dissipative and difference operators that satisfy summation by parts in domains with excised multiple cubic regions. These techniques can be used to derive semi-discrete energy estimates for the associated initial-boundary value problem, and therefore, can be used to show numerical stability.

I. INTRODUCTION

An important problem in astrophysics is to model in a detailed way the collision of two black holes [1]. This requires numerically integrating Einstein equations (which can be cast as a set of quasi-linear first order symmetric hyperbolic equations [2]) and extract from the simulations the relevant physical information. Unfortunately, it is quite difficult to find discretization schemes that make long term stable evolutions of these equations possible in generic three-dimensional settings. To date, despite considerable advances[22], this challenge remains unattained.

This paper intends to provide some initial steps for setting up numerical techniques suitable to address the numerical stability of equations like the ones in question, by extending and devising finite difference techniques to tackle hyperbolic problems in non-trivial domains, with numerical stability being guaranteed in the linear case. Furthermore, via a local argument, one can assert that these methods should be useful in evolving smooth solutions of non-linear equations as well, as is the case of the full, non-linear Einstein vacuum equations when appropriately written [2]. Although the main motivation of this work is to present techniques for the simulation of Einstein equations (in particular, for black hole excision), the techniques here presented are readily applicable to any hyperbolic problem in such domains. Applications of these techniques in a variety of scenarios will be presented elsewhere [5, 6, 7, 8].

This paper is organized in the following way. In sections II and III we briefly review some of the issues involved in obtaining stable numerical schemes through the energy method, to set the stage for the specialized discussions that follow. In section IV, the main new results of the paper are presented: we derive three dimensional difference operators satisfying summation by parts for non-trivial domains which enable one to obtain energy estimates. We further introduce dissipative operators which do not spoil these estimates. To complete a stability proof, one needs to impose boundary conditions without affecting the semi-discrete energy estimates obtained thanks to the use of the constructed dissipative and difference operators. One way of doing so is by imposing boundary conditions through an orthogonal projection, as done by Olsson [9], a technique which can be applied even to non-smooth domains. Some aspects of this technique are highlighted in one of the appendices.

II. NUMERICAL STABILITY THROUGH THE ENERGY METHOD: AN OVERVIEW

To construct stable finite difference schemes for initial boundary value problems (IBVPs) we will use the method of lines [10]. That is, first the spatial derivatives appearing in the right hand sides (RHS) of the partial differential equations are discretized so as to obtain a system of ordinary differential equations (*semi-discrete system*) for the grid-functions. If the original problem is well-posed, so that an energy estimate can be derived, then the partial derivatives and the boundary conditions can be discretized in such a way that this semi-discrete system satisfies an energy estimate and, therefore, is numerically stable. Furthermore, one can achieve optimal semi-discrete energy bounds, in the sense that the numerical solution to the semi-discrete problem satisfies the same energy estimate as the analytic problem.

In IBVPs the existence of an energy estimate is a sufficient but not necessary condition for numerical stability [10]. On the other hand, the Laplace [11] method gives necessary and sufficient conditions. Unfortunately, the application of this method is rather cumbersome and problem dependent. On the other hand, the energy method is considerably simpler and so it is preferred when applicable. This is the approach we shall follow in this paper which can be applied to a very large set of physical problems.

Fully discrete numerical stability can be obtained by appropriately choosing the time integrator, provided the semi-discrete system was stable. This will be briefly discussed later on.

To summarize, numerical stability in this approach reduces to

- Formulate a well posed IBVP for the situation one wants to solve at the continuum.
- Construct difference operators for the domain of interest that satisfy the *summation by parts* (SBP) property.
- Optionally (or even complementarily):
 - Construct dissipative operators that do not spoil the energy estimate.
 - Rearrange the semi-discrete equations to achieve optimal energy estimates.
- Impose boundary conditions without spoiling the semi-discrete stability.
- Achieve fully discrete stability by appropriately choosing the time integrator.

The next subsections give an overview of these points. Section III discusses some issues that appear in the IBVP case, while Section IV presents results for the case in which there are inner boundaries and excised regions in the computational domain. Technicalities and the implementation of Olsson's projection method are described in an appendix.

A. Semi-discrete stability

1. Well posedness

There are many definitions of well posedness though roughly, and without going into too many technical details, an IBVP is said to be well posed if

1. a local in time solution with certain smoothness exists,
2. the solution is unique, and,
3. the solution depends continuously on the initial and boundary data of the problem.

There are different ways to assess if a problem is well posed. The energy method is a common one which involves defining an energy for the system and obtaining an estimate for it. The energy (which does not need to coincide with a physical energy) is defined as the norm of the solution,

$$\mathcal{E}(t) = \|u(t, *)\|^2 = (u, u), \quad (1)$$

with respect to some scalar product, say an L_2 one:

$$(u, v) = \int u \cdot H v \, dx, \quad (2)$$

with the symmetrizer H being some symmetric positive definite operator, and $u \cdot v$ denoting the standard scalar product between the n -dimensional vectors u and v . The problem is said to be well posed if the energy of the solution at time t can be bounded by the energy at $t = 0$ as

$$\mathcal{E}(t) \leq C(t)\mathcal{E}(0) + G(t), \quad (3)$$

where $C(t)$ is independent of the initial and boundary data, and $G(t)$ bounds the boundary data.

As an example, consider the initial-boundary value problem

$$\partial_t u(t, x) = -\partial_x u(t, x), \quad x > 0, t > 0, \quad (4)$$

$$u(0, x) = f(x), \quad (5)$$

$$u(t, 0) = g(t), \quad (6)$$

with smooth initial and boundary data, $f(x)$ and $g(x)$, respectively, that satisfy appropriate compatibility conditions at $(t, x) = (0, 0)$. We also assume appropriate fall-off conditions at $x = \infty$. Taking a time derivative of the energy (1) with $H = 1$ and using the evolution equation (4) we obtain

$$\frac{d}{dt}\mathcal{E} = -2(u, \partial_x u) = u^2(t, 0), \quad (7)$$

where we have used integration by parts in the last step. Using the boundary condition (6) and integrating one obtains the energy estimate (3) with $C(t) = 1$ and $G(t) = \int_0^t g(\tau)^2 d\tau$.

Such an energy estimate not only is a valuable tool in studying the system at the analytical level, but can also be used to produce stable numerical discretizations by considering a discrete analogue. Essentially, this involves defining discrete operators with which one reproduces, at the discrete level, the steps taken at the continuum when obtaining the energy estimate. In what follows we briefly review the steps involved.

2. Summation by parts

A tool used in the derivation of energy estimates is integration by parts, which in one dimension (1D) is

$$\int_a^b v(x) \partial_x u(x) dx + \int_a^b \partial_x v(x) u(x) dx = v(x)u(x)|_a^b .$$

Therefore, one of the ingredients needed to obtain an energy estimate for the semi-discrete problem is to construct difference operators D (approximating the first order partial differential operator $\partial/\partial x$) which satisfy a SBP rule [10]

$$(v, Du)_{\Sigma}^{[0,N]} + (Dv, u)_{\Sigma}^{[0,N]} = v_j u_j|_{j=0}^N , \quad (8)$$

with respect to some scalar product $(u, v)_{\Sigma}^{[0,N]}$ (with Σ denoting the scalar product and $[0, N]$ the discrete range of values over which u and v vary, i.e. $u = (u_0, \dots, u_N)$),

$$(u, v)_{\Sigma}^{[0,N]} = \Delta x \sum_{i,j=0}^N u_i v_j \tilde{\sigma}_{ij} . \quad (9)$$

The weights $\tilde{\sigma}_{ij}$ must be such that the norm $E = \|u\|_{\Sigma}^2 = (u, u)_{\Sigma}$, which can be seen as the discrete version of that defined in Eq. (1), is positive definite. Achievement of SBP in general requires a careful choice of *both* the scalar product and difference operators (that is, for a given choice of scalar product there might not exist any difference operators satisfying the SBP property).

For notational purposes, from now on when we skip the subscript Σ , i.e. when we write $(u, v)^{[0,N]}$, we refer to the trivial scalar product: $\tilde{\sigma}_{ij} = \delta_{ij}$. Also, when there is no need to specify the domain we skip the $[0, N]$ in the superscript, i.e. we write $(u, v)_{\Sigma}$.

Having a 1D operator that satisfies SBP with respect to a diagonal scalar product $\tilde{\Sigma}$, $\tilde{\sigma}_{ij} = \delta_{ij} \sigma_i$, one can construct a 3D operator by simply applying the 1D difference operator in each direction. The resulting 3D operator satisfies SBP with respect to the scalar product

$$(u, v)_{\Sigma} = \Delta x \Delta y \Delta z \sum_{ijk} \sigma_{ijk} u_{ijk} v_{ijk} ,$$

with coefficients (making a slight abuse of notation) $\sigma_{ijk} = \sigma_i \sigma_j \sigma_k$ [9]. This is *not* necessarily true if $\tilde{\Sigma}$ is not diagonal. For this reason, in this paper we will only consider diagonal scalar products. In the absence of boundaries, SBP reduces to

$$(v, Du)_{\Sigma}^{(-\infty, \infty)} + (Dv, u)_{\Sigma}^{(-\infty, \infty)} = 0. \quad (10)$$

In this case a simple 1D operator that satisfies SBP with respect to the trivial scalar product is the standard centered difference $D = D_0$ (with any order of accuracy; see appendices A and B for the second and fourth order cases, respectively). As mentioned before, defining a 3D difference operator by just applying this one-dimensional one in each direction will satisfy SBP with respect to a 3D (in this case trivial as well) scalar product.

3. Dissipation

Even though one can achieve numerical stability through SBP, it is sometimes convenient to also consider adding some artificial dissipation to the problem. One possible reason for doing this would be, for example, the presence of high frequency modes which go away with resolution but, still, at fixed resolution grow in time. Although this would

not be the case in our present discussion, as it is well known, the addition of dissipation can aid in stabilizing schemes that would otherwise be numerically unstable.

As an example, consider the initial value problem for a symmetric hyperbolic system,

$$\begin{aligned}\partial_t u(t, x) &= A^i \partial_i u(t, x) + Bu(t, x), \quad x \in \mathbb{R}^3, t \geq 0, \\ u(0, x) &= f(x),\end{aligned}$$

where $u(t, x)$ is a vector valued function and the matrices A^i are symmetric (with respect to a suitably chosen scalar product). We also assume appropriate fall-off conditions at spatial infinity. The symmetry of the A^i 's guarantees the existence of an energy estimate at the continuum. The standard way [10] to introduce dissipation in the problem is to modify the RHS of the equations

$$A^i \partial_i u + Bu \rightarrow A^i D_i u + Bu + Q_d^{(x)} u + Q_d^{(y)} u + Q_d^{(z)} u,$$

where D_i is a differential operator satisfying SBP and with Q_d a differential operator such that it goes away with resolution, so as not to alter the consistency of the scheme, and such that

$$(u, Q_d u)_\Sigma \leq 0 \quad \forall u, \quad (11)$$

with some inner product Σ for which a discrete energy estimate holds (for example, the one with respect to which SBP holds). The dissipative property (11) ensures that the discrete energy estimate is not spoiled and might be useful to stabilize an otherwise unstable scheme. Furthermore, Q_d can be chosen such that it controls spurious high frequency modes in the solution.

As mentioned above, in the absence of boundaries, standard centered derivatives satisfy SBP with respect to the trivial scalar product. Similarly, the Kreiss–Oliger dissipation [12]

$$Q_d = \sigma(-\Delta x)^{2r-1} D_+^r D_-^r, \quad (12)$$

(D_\pm denote one-sided difference operators and are defined in appendix A) satisfies the dissipative property (DP) with respect to that scalar product, and does not affect the accuracy of schemes that would otherwise be of order r (or less). Notice also that with a slight abuse of notation we have used σ to denote the dissipative parameter; this should not cause confusion with respect to σ_i used in the context of weights of scalar products, since the latter have subindices.

4. Strict stability

Through the steps above described one obtains an energy estimate for the semi-discrete problem. This in turn implies numerical stability, by providing a discrete analogue of Eq. (3). Although the resulting scheme is stable the discrete estimate in principle might not agree with that found at the continuum. When this estimate does agree with the continuum one (to zero order in the gridspacing) the scheme is said to be *strictly stable* [10].

The solution to non-strictly stable schemes can have unwanted features such as artificial growth in time of the errors. In the limit $\Delta x \rightarrow 0$ these features would disappear; but one would like to avoid or minimize them even at fixed resolution.

One way to achieve strict stability is described in [9]. One rewrites the partial differential equation in a skew-symmetric form

$$\partial_t u = \frac{1}{2} A^i D_i u + \frac{1}{2} D_i (A^i u) + \left(B - \frac{1}{2} \partial_i (A^i) \right) u.$$

One can show that the resulting scheme is strictly stable with respect to the L_2 norm (with the identity as symmetrizer). Alternatively, one can construct strictly stable schemes with respect to different norms, which at the continuum give sharper estimates, if they are available. This can be exploited to rule out artificial growth of the solution [19]. Consider, for example, a system with time independent coefficients,

$$\partial_t u = A^i(x) \partial_i u + B(x) u. \quad (13)$$

If there is a symmetrizer that satisfies

$$\partial_i (H A^i) = H B + (H B)^T, \quad (14)$$

one can show that there is a conserved energy (given by Eq.(2)), and that by rewriting the semidiscrete equations as

$$\partial_t u = \frac{1}{2} A^i D_i u + \frac{1}{2} H^{-1} D_i (H A^i u) + \left(B - \frac{1}{2} H^{-1} \partial_i (H A^i) \right) u ,$$

the semidiscrete energy does not grow either. Therefore the numerical solution will not have spurious growth even at a fixed resolution. In principle, there is no reason why such a symmetrizer should exist. However, on physical grounds, there should be one whenever there is a well defined physical local energy.

The usefulness of having a conserved energy at the semidiscrete level will be demonstrated in [19].

B. Fully discrete stability

Proceeding through the steps above described (II A 1-II A 2), and optionally (II A 3-II A 4), one obtains an energy growth estimate of the *semi-discrete problem*. This in turn implies numerical stability of this semi-discrete problem by providing a discrete analogue of Eq. (3).

However, one is of course interested in the stability of the *fully discrete problem*. One particular simple but powerful approach to achieve such goal is to follow the strategy based on the method of lines and employ a time-integrator guaranteed to give rise to a stable scheme. A useful feature of this approach is that one can derive conditions for the time integrator that are sufficient for fully discrete stability and independent of the details of the spatial discretization [13, 14, 15]. Two rather straightforward options are given by 3rd and 4th order Runge-Kutta schemes [13, 14, 15]. In appendix C we present an elementary discussion, for a wave equation in a domain without boundaries, that gives an idea of possible values of the Courant factor. For more complicated equations and domains see [15].

So far our discussion has ignored the presence of boundaries. However these are unavoidable in most problems of interest. In the next sections we discuss how to modify the previously described techniques so that, in the presence of boundaries, one recovers an energy estimate. For the sake of clarity in the presentation, we first concentrate on simple domains (i.e. with only outer boundaries) and then consider the case of domains with holes (which constitute inner boundaries).

III. NUMERICAL STABILITY FOR IBVPS.

We here discuss appropriate finite-differencing schemes for simple 3D domains. Consider then, without loss of generality, the IBVP in the cubic domain $\Omega = [0, 1] \times [0, 1] \times [0, 1]$ (with Γ denoting its boundary, which is obviously non-smooth) with maximally dissipative boundary conditions,

$$\partial_t u(t, x) = A^i \partial_i u(t, x) + B u(t, x), \quad x \in \Omega, t \geq 0, \quad (15)$$

$$u(0, x) = f(x), \quad x \in \Omega, \quad (16)$$

$$w_+(t, x) = S(x) w_-(t, x) + g(t, x), \quad x \in \Gamma, t \geq 0, \quad (17)$$

where $A^i = (A^i)^\dagger$, $w_\pm(t, x)$ represent the ingoing and outgoing characteristic variables, and it is assumed that the coupling matrix $S(x)$ does not depend on time and is small enough so as to imply an energy estimate [16]. It is also assumed that the initial and boundary data are smooth enough and satisfy compatibility conditions at the intersection between the initial surface and boundaries.

A. Summation by parts

If one discretizes the RHS of equation (15) as

$$\partial_t u(t) = A^i D_i u(t, x) + B u(t, x), \quad x \in \Omega, t \geq 0, \quad (18)$$

where the discrete derivative operator D satisfies SBP, one will obtain an energy estimate, modulo boundary contributions that appear after SBP. As already mentioned, a simple strategy to construct 3D operators satisfying SBP is to use in each direction a 1D operator satisfying SBP with respect to a diagonal scalar product, and this is what we do in what follows.

Existence proofs of high order difference operators and scalar products satisfying SBP in 1D with boundaries can be found in [17]. Explicit expressions for these operators can be found in [10, 18] (some of these operators have

non diagonal associated scalar products, and therefore their use beyond one dimensional cases does not guarantee numerical stability). In the interior the derivatives are approximated by one of the centered finite difference operators mentioned in the previous section, and the operator is modified at (and near, in the high order case) boundaries. The simplest example is

$$Du_0 = D_+u_0, \quad Du_j = D_0u_j \ (j = 1, \dots, N-1), \quad Du_N = D_-u_N, \quad (19)$$

where the operators D_0, D_+, D_- are defined in the appendix A. The operator (19) is second order accurate in the interior and first order at the boundaries. It satisfies SBP (i.e. Eq. (8)) with respect to a (diagonal) scalar product with $\sigma_0 = \sigma_N = 1/2$ and $\sigma_j = 1$ for $j = 1, \dots, N-1$.

If the boundary is not smooth (it has corners and edges) the prescription remains the same, provided the vertices and edges are *convex*. Since in the diagonal case the 3D scalar product is just the product of the 1D one, the weights σ_{ijk} are $1 \times 1 \times 1 = 1$ in the interior points, and in the outer boundary: $1 \times 1 \times 1/2 = 1/2$ at the boundary faces, $1 \times 1/2 \times 1/2 = 1/4$ at the edges and $1/2 \times 1/2 \times 1/2 = 1/8$ at the vertices. The presence of *concave edges and vertices* requires modifications, which need to be treated carefully. These will arise, for instance, when considering a computational domain with an interior excised region. We discuss this case in section IV.

B. Artificial dissipation

Having introduced the simple difference operator (19) that satisfies SBP in a cubic domain, with respect to the 1D scalar product $\text{diag}(1/2, 1, 1, \dots, 1, 1, 1/2)$, we now construct some operators that satisfy the dissipative property with respect to the same scalar product. Recall that the operator Q_d , defined as

$$Q_d = \sigma(\Delta x)^r D_+ D_- \quad (20)$$

satisfies the DP in the absence of boundaries. The goal now is to define Q_d through Eq. (20) for $i = 1 \dots N-1$, and generalize it to $i = 0, N$ so that the DP holds. Through a straightforward expansion one gets

$$\begin{aligned} (u, Q_d u)_{\Sigma}^{[0,N]} &= \frac{\Delta x}{2} u_0 Q_d u_0 + \sigma(\Delta x)^r (u, D_+ D_- u)^{[1,N-1]} + \frac{\Delta x}{2} u_N Q_d u_N \\ &= -\sigma(\Delta x)^r \left(\|D_- u\|^{[1,N]} \right)^2 + \frac{\Delta x}{2} u_0 [Q_d u_0 - 2\sigma(\Delta x)^{r-1} D_+ u_0] \\ &\quad + \frac{\Delta x}{2} u_N [Q_d u_N + 2\sigma(\Delta x)^{r-1} D_- u_N], \end{aligned}$$

where the second equality comes from Eq.(A4) of the appendix.

Certainly, there are many choices that make Q_d satisfy the DP Eq. (11), the simplest one being

$$\begin{aligned} Q_d u_0 &= 2\sigma(\Delta x)^{r-1} D_+ u_0, \\ Q_d u_j &= \sigma(\Delta x)^r D_+ D_- u_j, \ (j = 1 \dots N-1), \\ Q_d u_N &= -2\sigma(\Delta x)^{r-1} D_- u_N. \end{aligned} \quad (21)$$

Note that this dissipative term vanishes in the limit $\Delta x \rightarrow 0$ only if $r > 1$. On the other hand, in those cases, the amplification factor of the high frequency modes depends on the resolution, already in the absence of boundaries. That is, consistency requires $r > 1$, and in those cases the amplification factor converges to the non-dissipative one as $\Delta x \rightarrow 0$. This means that the dissipative operator just constructed cannot be expected to cure difference schemes which are unstable. It can only be applied to systems where the amplification factor does not become greater than one in the limit of high resolution; that is, to schemes which are already stable in the absence of dissipation. We now improve on this.

In the absence of boundaries, the standard way of correcting this is by considering dissipative operators of the form (12), which satisfy the DP and do not change the accuracy of a scheme which uses difference operators of order r . Therefore we now look for corrections to the operator (12) at and close to boundaries. For simplicity, let us consider the case of a dissipative operator for an otherwise second order scheme; that is, assume we are using difference operators of order two in the interior, and first order at boundaries. Then, for $i = 2 \dots N-2$ we define Q_d through equation (12) with $r = 2$. The modification at and close to the boundaries follows a calculation that is similar to the one presented above:

$$(u, Q_d u)^{[0,N]} = \frac{\Delta x}{2} u_0 Q_d u_0 + \Delta x u_1 Q_d u_1 - \sigma(\Delta x)^r (u, D_+^2 D_-^2 u)_{[1,N-1]}$$

$$\begin{aligned}
& + \frac{\Delta x}{2} u_{N-1} Q_d u_{N-1} + \Delta x u_N Q_d u_N \\
& = u_0 \left(\frac{\Delta x}{2} Q_d u_0 + \sigma(\Delta x)^{r-1} D_-^2 u_0 \right) \\
& \quad + u_1 [\Delta x Q_d u_1 + \sigma(\Delta x)^{r-1} (D_+^2 - 2D_+ D_-) u_0] \\
& \quad - \sigma(\Delta x)^r \left(\|D_+ D_- u\|^{[1, N-1]} \right)^2 \\
& \quad + u_{N-1} [\Delta x Q_d u_{N-1} + \sigma(\Delta x)^{r-1} (D_-^2 - 2D_+ D_-) u_0] \\
& \quad + u_N \left(\frac{\Delta x}{2} Q_d u_N + \sigma(\Delta x)^{r-1} D_-^2 u_N \right), \tag{23}
\end{aligned}$$

where in the last equality we have used properties listed in appendix A.

As before, there is more than one way of satisfying the DP, the simplest one being:

$$\begin{aligned}
Q_d u_0 &= -2\sigma\Delta x D_+^2 u_0, \\
Q_d u_1 &= -\sigma\Delta x (D_+^2 - 2D_+ D_-) u_1, \\
Q_d u_j &= -\sigma(\Delta x)^3 (D_+ D_-)^2 u_j \quad j = 2, \dots, N-2, \\
Q_d u_{N-1} &= -\sigma\Delta x (D_-^2 - 2D_+ D_-) u_{N-1}, \\
Q_d u_N &= -2\sigma\Delta x D_-^2 u_N. \tag{24}
\end{aligned}$$

The high frequency modes are now damped in a resolution independent way. The dissipative operator is a third order correction in the interior and first order near and at the boundary (that is, in the last two grid-points). Adding it to the RHS does not affect the consistency of a scheme, but reduces in one order the accuracy at the grid-points 1 and $N-1$ (the difference scheme was already first order in the boundary, so the accuracy there is not changed).

C. Boundary conditions

Finally, the maximally dissipative boundary conditions (17) are implemented by multiplying the RHS of (18) by an appropriate projection operator [9]. This is described in more details in appendix D.

IV. SBP AND DISSIPATION FOR IBVP IN DOMAINS WITH EXCISED REGIONS

In the previous section we restricted our discussions to computational domains without inner boundaries. Now we extend those results to non-trivial computational domains. To simplify the discussion we restrict to the case where a single cubic “hole” is cut-out of the computational domain. However, it is straightforward to see that the resulting difference and dissipative operators can then be applied to a domain with multiple cubic boxes excised from the computational domain, and SBP and the dissipative property (DP) will hold.

A. Summation by parts

We will only analyze the case in which at the interior the second order centered difference operator D_0 is used (higher order possibilities are discussed in one of the appendices). The modification of this operator, and its associated scalar product, at the outer boundary is the same as worked out above.

In order to define the scalar product and difference operators at the excision boundary so that SBP in 3D holds, without loss of generality we restrict ourselves to a line parallel to the x axis. For points on this line we assume that the difference operator in the x direction depends only on neighboring points on this line (as we will see next, this suffices for our purposes). To label the grid-points on this line we only need the index i and assume that there is an inner boundary at, say, $i = 0$. We will use centered differences at the neighbors $i = 1$ and $i = -1$ (this will also suffice) but leave the scalar product at these points undefined for the moment. That is, σ_{ijk} at points $i = -1, 0, 1$ takes some values α, β, γ , respectively. Note that since the difference operators at the outer boundaries have already been introduced in section III, for the sake of clarity and without loss of generality, we will now ignore this outer boundary and consider the case of just an inner boundary (thus, in what follows, the subindices range from $+\infty$ to $-\infty$).

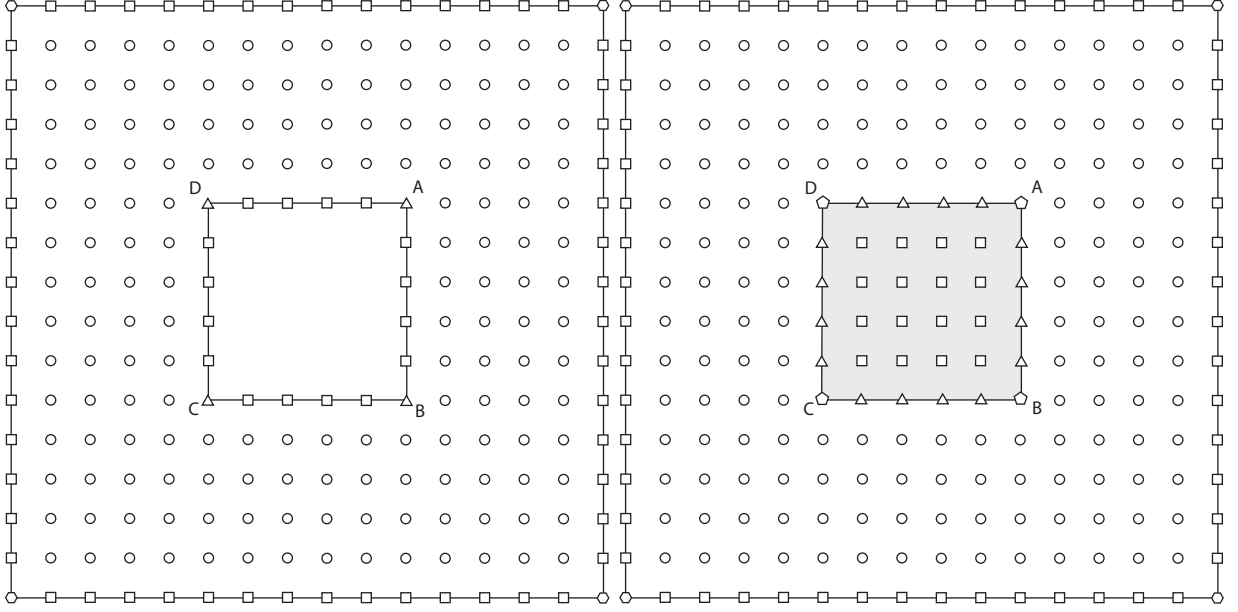


FIG. 1: The figure illustrates the set of grid-points belonging to a $z = \text{const.}$ plane that passes through the interior of the excised cube (left panel), or cuts the top or bottom of it (right panel, also shown in Fig.2). The weights σ_{ijk} that appear in the scalar product are 1 at interior grid-points (circles), $1/2$ at boundary faces (squares), $1/4$ at convex edges (hexagons), $1/8$ at convex vertices, $3/4$ at concave edges (triangles) and $7/8$ at concave vertices (pentagons).

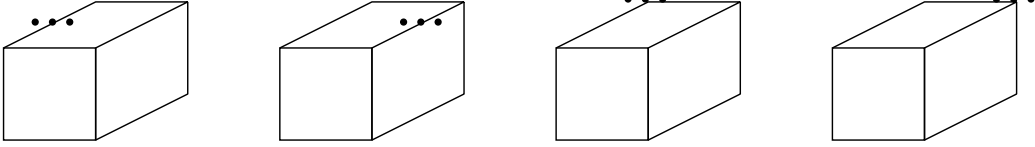


FIG. 2: Examples with interior points at the left and right of an edge, respectively, and to the left and right of a vertex, respectively (sweeping from left to right in the figure).

By splitting the scalar product in the different sub-domains one gets (omitting the sum over j and k)

$$\begin{aligned}
 (u, Dv) + (v, Du) &= \alpha \left((u, D_0v)^{(-\infty, -1]} + (v, D_0u)^{(-\infty, -1]} \right) + \\
 &\quad \Delta x \beta (u_0 Dv_0 + v_0 Du_0) + \gamma \left((u, D_0v)^{[1, \infty)} + (v, D_0u)^{[1, \infty)} \right) \\
 &= \frac{\alpha}{2} (v_0 u_{-1} + u_0 v_{-1}) + \beta \Delta x (u_0 Dv_0 + v_0 Du_0) - \frac{\gamma}{2} (u_0 v_1 + v_0 u_1) .
 \end{aligned} \tag{25}$$

We now assume that the modified difference operator at $i = 0$ has the form

$$Du_0 = \frac{qu_1 + ru_0 + su_{-1}}{\Delta x} , \tag{26}$$

that is, that the stencil has width three. Taylor-expanding eq. (26) in Δx one obtains that in order for Du_0 to be consistent with ∂_x the conditions

$$q + r + s = 0 \quad , \quad q - s = 1 \tag{27}$$

must be satisfied. Inserting these conditions in Eq. (25) one sees that in order for SBP to hold, the mixed terms $u_0 u_{\pm 1}$ must vanish:

$$\alpha + 2\beta s = 0 \quad , \quad 2\beta q - \gamma = 0 . \tag{28}$$

Equations (27,28) completely fix, at $i = 0$, the derivative (i.e. the coefficients q, r, s), and the scalar product (i.e., β):

$$\beta = \frac{\alpha + \gamma}{2},$$

$$Du_0 = \frac{\gamma u_1 + (\alpha - \gamma)u_0 - \alpha u_{-1}}{(\alpha + \gamma)\Delta x}.$$

Notice that, unless $\alpha = \gamma$ (which in our case would correspond to $i = 0$ actually not being part of a boundary, as we will now see), the modified difference operator (29) is only a first order accurate approximation of ∂_x , as in the outer boundary.

We now explicitly write down the scalar product and difference operator just constructed for the different possible inner boundary points:

- *Edges:*

By definition of an edge, one neighbor is in the interior (scalar product equal to 1) and the other is at a face (scalar product equal to 1/2). Eq. (29) therefore implies that $\beta = (1 + 1/2)/2 = 3/4$. Thus, the expressions for the derivative operator (depending on the face's side) are,

interior points are (see Fig. 2)	(α, β, γ)	Du_0
to the left of face	$(1, 3/4, 1/2)$	$\frac{u_1 + u_0 - 2u_{-1}}{3\Delta x}$
to the right of face	$(1/2, 3/4, 1)$	$\frac{2u_1 - u_0 - u_{-1}}{3\Delta x}$

- *Vertices:*

Similarly, at a vertex on neighbor is in the interior (scalar product equal to 1), and the other is at an edge (scalar product equal to 3/4), therefore $\beta = (1 + 3/4)/2 = 7/8$ and the corresponding derivative operators are:

interior points are (see Fig. 2)	(α, β, γ)	Du_0
to the left of vertex	$(1, 7/8, 3/4)$	$\frac{3u_1 + u_0 - 4u_{-1}}{7\Delta x}$
to the right of vertex	$(3/4, 7/8, 1)$	$\frac{4u_1 - u_0 - 3u_{-1}}{7\Delta x}$

B. Dissipative operator: second order form

The dissipative operators computed in section III B need to be modified at the excision boundary. We again assume that the grid-point under consideration at the inner boundary is at index 0 with $\sigma_0 = \beta$, and at neighbors $-1, 1$ one has $\sigma = \alpha, \gamma$, respectively. We expand the corresponding scalar product:

$$\begin{aligned} (u, Q_d u)_\Sigma &= (u, Q_d u)_\Sigma^{(-\infty, -1]} + (u, Q_d u)_\Sigma^{(0, 0)} + (u, Q_d u)_\Sigma^{[1, \infty)} \\ &= \alpha(u, Q_d u)^{(-\infty, -1]} + \beta(u, Q_d u)^{(0, 0)} + \gamma(u, Q_d u)^{[1, \infty)} \\ &= \alpha\sigma(\Delta x)^r (u, D_+ D_- u)^{(-\infty, -1]} \\ &\quad + \beta\Delta x u_0 Q_d u_0 + \gamma\sigma(\Delta x)^r (u, D_+ D_- u)^{[1, \infty)} \\ &= -\sigma(\Delta x)^r \left[\alpha \left(\|D_- u\|^{(-\infty, 0]} \right)^2 + \gamma \left(\|D_- u\|^{[1, \infty)} \right)^2 \right] \\ &\quad + u_0 [\beta Q_d \Delta x + \sigma(\Delta x)^r (\alpha D_- - \gamma D_+)] u_0. \end{aligned} \tag{29}$$

where the last equality is due to Eq.(A4)

Therefore one (non-unique, but simple) possibility is to choose:

$$Q_d u_0 = \frac{\sigma}{\beta} (\Delta x)^{r-1} (\gamma D_+ - \alpha D_-) u_0.$$

in which case

$$(u, Q_d u) = -\sigma \Delta x^r \left[\alpha \left(\|D_- u\|^{(-\infty, 0]} \right)^2 + \gamma \left(\|D_- u\|^{[1, \infty)} \right)^2 \right] .$$

Making the expressions for the dissipation explicit:

• *Edges:*

interior points are (see Fig. 2)	(α, β, γ)	$Q_d u_0$
to the left of face	$(1, 3/4, 1/2)$	$\frac{2}{3} \sigma (\Delta x)^{r-1} (D_+ - 2D_-)$
to the right of face	$(1/2, 3/4, 1)$	$\frac{2}{3} \sigma (\Delta x)^{r-1} (2D_+ - D_-)$

• *Vertices:*

interior points are (see Fig. 2)	(α, β, γ)	$Q_d u_0$
to the left of face	$(1, 7/8, 3/4)$	$\frac{2}{7} \sigma (\Delta x)^{r-1} (3D_+ - 4D_-)$
to the right of face	$(3/4, 7/8, 1)$	$\frac{2}{7} \sigma (\Delta x)^{r-1} (4D_+ - 3D_-)$

C. Dissipative operator: fourth order form

The modification in this case follows along similar lines:

$$\begin{aligned}
(u, Q_d u)_\Sigma &= (u, Q_d u)_\Sigma^{(-\infty, -2]} + (u, Q_d u)_\Sigma^{[-1, -1]} + (u, Q_d u)_\Sigma^{[0, 0]} \\
&\quad + (u, Q_d u)_\Sigma^{[1, 1]} + (u, Q_d u)_\Sigma^{[1, \infty)} \\
&= \alpha (u, Q_d u)^{(-\infty, -2]} + \alpha (u, Q_d u)^{[-1, -1]} + \beta (u, Q_d u)^{[0, 0]} \\
&\quad + \gamma (u, Q_d u)^{[1, 1]} + \gamma (u, Q_d u)^{[2, \infty)} \\
&= -\alpha \sigma (\Delta x)^r (u, (D_+ D_-)^2 u)^{(\infty, -2]} + \alpha \Delta x u_{-1} Q_d u_{-1} \\
&\quad + \beta \Delta x u_0 Q_d u_0 + \gamma \Delta x u_1 Q_d u_1 - \gamma \sigma (\Delta x)^r (u, D_+^2 D_-^2 u)^{[2, \infty)} \\
&= -\sigma \Delta x^r \left[\alpha \left(\|D_+ D_- u\|^{(-\infty, -1]} \right)^2 + \gamma \left(\|D_+ D_- u\|^{[-\infty, -1]} \right)^2 \right] + \\
&\quad u_{-1} [\sigma \Delta x^{r-1} \alpha (2D_+ D_- - D_-^2) + \alpha \Delta x Q_d] u_{-1} + \\
&\quad u_0 [\beta \Delta x Q_d + \sigma \Delta x^{r-1} (\alpha D_-^2 + \gamma D_+^2)] u_0 \\
&\quad + u_1 [\gamma \Delta x Q_d u_1 + \sigma \Delta x^{r-1} \gamma (D_+^2 - 2D_+ D_-)] .
\end{aligned} \tag{30}$$

where the last equality is due to Eq.(A3)

Therefore one possible choice is

$$\begin{aligned}
Q_d u_{-1} &= -\sigma \Delta x^{r-2} (D_-^2 - 2D_+ D_-) u_{-1} , \\
Q_d u_0 &= -\frac{\sigma \Delta x^{r-2}}{\beta} (\alpha D_-^2 + \gamma D_+^2) u_0 , \\
Q_d u_1 &= -\sigma \Delta x^{r-2} (D_+^2 - 2D_+ D_-) u_1 .
\end{aligned}$$

The case $r = 3$ should be the preferred, since the amplification factor does not depend on resolution.

Making the expressions for the dissipation explicit:

- *Edges:*

interior points are (see Fig. 2)	(α, β, γ)	$Q_d u_0$
to the left of face	$(1, 3/4, 1/2)$	$-\frac{2}{3}\sigma(\Delta x)^{r-1}(2D_-^2 + D_+^2)$
to the right of face	$(1/2, 3/4, 1)$	$-\frac{2}{3}\sigma(\Delta x)^{r-1}(D_-^2 + 2D_+^2)$

- *Vertices:*

interior points are (see Fig. 2)	(α, β, γ)	$Q_d u_0$
to the left of vertex	$(1, 7/8, 3/4)$	$-\frac{2}{7}\sigma(\Delta x)^{r-1}(4D_-^2 + 3D_+^2)$
to the right of vertex	$(3/4, 7/8, 1)$	$-\frac{2}{7}\sigma(\Delta x)^{r-1}(3D_-^2 + 4D_+^2)$

V. CONCLUSIONS

We have presented a set of 3D operators satisfying summation by parts which can be used in non-trivial domains. The use of these operators to implement first order symmetric hyperbolic systems guarantee stability of the semi-discrete system. Additionally, the use of appropriate time integrators and a consistent treatment of the boundary provide a systematic way to achieve a stable implementation. Furthermore, in order to rule out artificial growth we have defined dissipative operators which do not spoil the energy growth estimates.

The usefulness of these techniques will be highlighted in their application to different problems elsewhere. In particular, the evolution of scalar and electromagnetic fields propagating in black hole backgrounds in 3D [5]; scalar fields in 2D with a moving black hole [6]; bubble spacetimes which require evolving the 5D Einstein equations in the presence of symmetries [7], and the construction of schemes capable to deal with the axis of symmetry in 2D, axisymmetric scenarios [8].

VI. ACKNOWLEDGMENTS

We would like to thank H. O. Kreiss, D. Neilsen, P. Olsson, J. Pullin, and E. Tadmor for very useful discussions, comments and suggestions throughout this work. This work was supported in part by grants NSF-PHY-9800973, NSF-PHY-0244335, NSF-INT-0204937, PHY99-07949, NASA-NAG5-13430, by funds of the Horace Hearne Jr. Institute for Theoretical Physics, and by Agencia Córdoba Ciencia, CONICET, and SeCyT UNC. LL has been partially supported by the Sloan Foundation.

APPENDIX A: BASIC PROPERTIES OF FINITE DIFFERENCE OPERATORS

In this appendix the definition and some properties of the first order

$$D_+ u_j = \frac{u_{j+1} - u_j}{\Delta x} \quad , \quad D_- u_j = \frac{u_j - u_{j-1}}{\Delta x} \quad ,$$

and second order

$$D_0 u_j = \frac{u_{j+1} - u_{j-1}}{2\Delta x}$$

finite difference operators are given. The proofs are either in, for example, [10], or are straightforward. One can show that with respect to the scalar product and norm

$$(u, v)^{[r,s]} \equiv \sum_{j=r}^s u_j v_j \Delta x, \quad \left(\|u\|^{[r,s]} \right)^2 = (u, u)^{[r,s]} \quad ,$$

the following properties hold:

$$\begin{aligned}
(u, D_+ v)^{[r,s]} &= -(D_- u, v)^{[r+1,s+1]} + u_j v_j|_r^{s+1} \\
&= -(D_+ u, v)^{[r,s]} - h(D_+ u, D_+ v)_{[r,s]} + u_j v_j|_r^{s+1}, \\
(u, D_- v)^{[r,s]} &= -(D_+ u, v)_{[r-1,s-1]} + u_j v_j|_{r-1}^s \\
&= -(D_- u, v)_{[r,s]} + h(D_- u, D_- v)_{[r,s]} + u_j v_j|_{r-1}^s, \\
(u, D_0 v)^{[r,s]} &= -(D_0 u, v)_{[r,s]} + \frac{1}{2}(u_j v_{j+1} + u_{j+1} v_j)|_{r-1}^s.
\end{aligned}$$

The following equalities are needed in the derivation of the modified derivative and dissipative operators near the boundary

$$(u, D_0 u)^{[r,s]} = \frac{1}{2}(u_j u_{j+1})|_{r-1}^s, \quad (\text{A1})$$

$$(u, D_+ D_- u)^{[r,s]} = -\left(\|D_- u\|^{[r,s+1]}\right)^2 + u_{s+1} D_- u_{s+1} - u_{r-1} D_+ u_{r-1}, \quad (\text{A2})$$

$$\begin{aligned}
(u, (D_+ D_-)^2 u)^{[r,s]} &= \left(\|D_+ D_- u\|^{[r-1,s+1]}\right)^2 + \frac{u_{s+1}}{\Delta x} (2D_+ D_- - D_-^2) u_{s+1} \\
&\quad - \frac{u_{s+2}}{\Delta x} D_-^2 u_{s+2} + \frac{u_{r-1}}{\Delta x} (2D_+ D_- - D_+^2) u_{r-1} - \frac{u_{r-2}}{\Delta x} D_+^2 u_{r-2}.
\end{aligned} \quad (\text{A3})$$

A sketch of the calculation that leads to the last equality is:

$$\begin{aligned}
(u, (D_+ D_-)^2 u)^{[r,s]} &= \left(\|D_+ D_- u\|^{[r,s]}\right)^2 \\
&\quad + (u_j D_- D_+ D_- u_j - D_- u_j D_+ D_- u_j)|_r^{s+1}
\end{aligned} \quad (\text{A4})$$

$$= (\|D_+ D_- u\|^{[r,s]})^2 + \frac{1}{h} (u_{j-1} D_+^2 u_{j-1} - u_j D_-^2 u_j)|_r^{s+1} \quad (\text{A5})$$

$$\begin{aligned}
&= \left(\|D_+ D_- u\|^{[r-1,s+1]}\right)^2 + \frac{u_{s+1}}{\Delta x} (2D_+ D_- - D_-^2) u_{s+1} \\
&\quad - \frac{u_{s+2}}{\Delta x} D_-^2 u_{s+2} + \frac{u_{r-1}}{\Delta x} (2D_+ D_- - D_+^2) u_{r-1} - \frac{u_{r-2}}{\Delta x} D_+^2 u_{r-2}.
\end{aligned} \quad (\text{A6})$$

APPENDIX B: ON THE EXISTENCE OF CERTAIN CLASS OF FOURTH ORDER DIFFERENCE OPERATORS SATISFYING SBP WHEN EXCISED REGIONS ARE PRESENT

Here we analyze the question of whether one can construct high order difference operators satisfying SBP in our domain with excised cubic regions. More precisely, we seek difference operators that are fourth order in the interior and, as in the rest of the paper, we assume that the 3D operator is inherited by a 1D one with diagonal scalar product, that the operator approximating, say, ∂_x , depends only on points to the left or the right. Unfortunately the calculation below shows that such an operator cannot be constructed. However, a difference operator that satisfies SBP and is forth order accurate almost everywhere in the interior could be obtained by means of a different approach where one decomposes the domain into cubes [21].

1. Fourth order accurate operators for domains without excised regions

The finite difference operator

$$(Qu)_j = D_0 \left(I - \frac{\Delta x^2}{6} D_+ D_- \right) u_j = \frac{-u_{j+2} + 8u_{j+1} - 8u_{j-1} + u_{j-2}}{12\Delta x} \quad (\text{B1})$$

is a fourth order approximation of d/dx . Strand [18] showed that exists a unique second order accurate modification of this operator near the boundaries, given by

$$\begin{aligned}
(Qu)_0 &= (-48u_0 + 59u_1 - 8u_2 - 3u_3)/(34\Delta x), \\
(Qu)_1 &= (u_2 - u_0)/(2\Delta x),
\end{aligned}$$

$$\begin{aligned}
(Qu)_2 &= (8u_0 - 59u_1 + 59u_3 - 8u_4)/(86\Delta x), \\
(Qu)_3 &= (3u_0 - 59u_2 + 64u_4 - 8u_5)/(98\Delta x), \\
(Qu)_{N-3} &= (8u_{N-5} - 64u_{N-4} + 59u_{N-2} - 3u_N)/(98\Delta x), \\
(Qu)_{N-2} &= (8u_{N-4} - 59u_{N-3} + 59u_{N-1} - 8u_N)/(86\Delta x), \\
(Qu)_{N-1} &= (u_N - u_{N-2})/(2\Delta x), \\
(Qu)_N &= (3u_{N-3} + 8u_{N-2} - 59u_{N-1} + 48u_N)/(34\Delta x)
\end{aligned} \tag{B2}$$

that satisfies SBP with respect to a diagonal scalar product, with

$$\sigma_i = \left\{ \frac{17}{48}, \frac{59}{48}, \frac{43}{48}, \frac{49}{48}, 1, 1, \dots, 1, 1, \frac{49}{48}, \frac{43}{48}, \frac{59}{48}, \frac{17}{48} \right\}.$$

Next we discuss the question of whether one can modify this operator near inner boundaries, for the case of excised cubic regions, in a way such that SBP holds.

2. Modification of the fourth order operator near an inner boundary

Let us assume that a 2D domain has a concave corner at the grid point $(0, 0)$, as is the case of an edge at the inner boundary of our domain. The scalar product near this point will have the following structure

$$\begin{array}{cccccccc}
& \vdots & \vdots & \vdots & \vdots & \vdots & \vdots & \vdots \\
\ldots & 1 & 1 & 1 & 1 & 1 & 1 & 1 \\
\ldots & 1 & 1 & 1 & 1 & 1 & 1 & 1 \\
\ldots & \frac{49}{48} & \frac{49}{48} & \sigma_{03} & \sigma_{13} & \sigma_{23} & \sigma_{33} & 1 \\
\ldots & \frac{43}{48} & \frac{43}{48} & \sigma_{02} & \sigma_{12} & \sigma_{22} & \sigma_{32} & 1 \\
\ldots & \frac{59}{48} & \frac{59}{48} & \sigma_{01} & \sigma_{11} & \sigma_{21} & \sigma_{31} & 1 \\
\ldots & \frac{17}{48} & \frac{17}{48} & \sigma_{00} & \sigma_{10} & \sigma_{20} & \sigma_{30} & 1 \\
\ldots & 0 & 0 & \frac{17}{48} & \frac{59}{48} & \frac{43}{48} & \frac{49}{48} & 1 \\
\ldots & 0 & 0 & \frac{17}{48} & \frac{59}{48} & \frac{43}{48} & \frac{49}{48} & 1 \\
& \vdots & \vdots & \vdots & \vdots & \vdots & \vdots & \vdots
\end{array} \tag{B3}$$

The weights σ_{ij} for $0 \leq i, j \leq 3$ are unknown. We know that they must be positive and symmetric $\sigma_{ij} = \sigma_{ji}$. We also need to compute a second order accurate difference operator.

Consider one of the rows with $1 \leq j \leq 3$. Their contribution to the scalar product $(u, Du)_h$ must be zero, as there are no boundary terms at the continuum. We have

$$(u, Qu) = \sigma_j (u, D^{(4)}u)^{(-\infty, -1]} + \Delta x \sum_{i=0}^3 \sigma_{ij} u_i (Du)_i + (u, D^{(4)}u)^{[4, +\infty)}, \tag{B4}$$

where $D^{(4)}$ is the fourth order accurate difference operator defined in Eq. (B1).

The contribution from the first and last term of Eq. (B4) can be calculated using the properties listed in appendix A. In general, one has that

$$(u, D^4 u)^{[r, s]} = \frac{1}{12} (8u_{j+1}u_j - u_{j+2}u_j - u_{j+1}u_{j-1})|_{r-1}^s. \tag{B5}$$

We want to solve

$$\begin{aligned} & \frac{\sigma_j}{12}(8u_0u_{-1} - u_1u_{-1} - u_0u_{-2}) + \Delta x \sum_{i=0}^3 \sigma_{ij}u_i(Du)_i \\ & - \frac{1}{12}(8u_4u_3 - u_5u_3 - u_4u_2) = 0 \end{aligned} \quad (\text{B6})$$

for the coefficients of the modified difference operator $(Du)_i$ and the weights of the scalar product σ_{ij} for $i = 0, 1, 2, 3$. The operator $(Du)_i$ can be at most a 7 point stencil, i.e.

$$(Du)_i = \frac{\gamma_3u_{i+3} + \gamma_2u_{i+2} + \gamma_1u_{i+1} + \gamma_0u_i + \gamma_{-1}u_{i-1} + \gamma_{-2}u_{i-2} + \gamma_{-3}u_{i-3}}{\Delta x}.$$

A larger stencil would give rise to terms in (B4) that would not cancel.

By inspection of Eq. (B6) carefully, one sees that there are many coefficients of the modified difference operators that must vanish. This reduces the number of parameters from $7 \times 4 = 28$ to 6. Eq. (B6) becomes

$$\begin{aligned} 0 = & \frac{\sigma_j}{12}(8u_0u_{-1} - u_1u_{-1} - u_0u_{-2}) \\ & + \sigma_{0j}u_0 \left[-\frac{3}{8}(a_0 + b_0)u_3 + a_0u_2 + \left(\frac{1}{2} - \frac{3}{4}a_0 + \frac{5}{4}b_0\right)u_1 \right. \\ & \left. + \left(-\frac{1}{2} + \frac{1}{8}a_0 - \frac{15}{8}b_0\right)u_{-1} + b_0u_{-2} \right] \\ & + \sigma_{1j}u_1 \left[a_1u_3 + \left(\frac{1}{2} - 2a_1\right)u_2 + \left(-\frac{1}{2} + 2a_1\right)u_0 - a_1u_{-1} \right] \\ & + \sigma_{2j}u_2 \left[a_2u_4 + \left(\frac{1}{2} - 2a_2\right)u_3 + \left(-\frac{1}{2} + 2a_2\right)u_1 - a_2u_0 \right] \\ & + \sigma_{3j}u_3 \left[a_3u_5 + \left(\frac{1}{2} - \frac{15}{8}a_3 + \frac{1}{8}b_3\right)u_4 + \left(-\frac{1}{2} + \frac{5}{4}a_3 - \frac{3}{4}b_3\right) \right. \\ & \left. + b_3u_1 - \frac{3}{8}(a_3 + b_3)u_0 \right] \\ & - \frac{1}{12}(8u_4u_3 - u_5u_3 - u_4u_2). \end{aligned}$$

Unless $\sigma_j = 1$ there is no solution; to see this it is sufficient to look at the coefficients of u_0u_{-2} , u_1u_{-1} , u_2u_0 , u_3u_0 , u_3u_1 , u_4u_2 and u_5u_3 .

On the other hand, $\sigma_j = 1$ is in contradiction with the structure of the scalar product under consideration, see (B3).

APPENDIX C: COURANT LIMITS

1. Courant limits

When discretizing a hyperbolic system of partial differential equations with an explicit scheme the Courant-Friedrich-Lewy (CFL) condition has to be satisfied in order to have numerical stability. Below we obtain necessary and sufficient conditions for the numerical stability of a 3D wave equation, using a standard von-Neumann analysis. In particular, we want to determine what is the maximum value of $\lambda = \Delta t / \Delta x$ that one can use if artificial dissipation is added to the RHS. One can use this information as guide for choosing the Courant factor in more general situations.

We start by considering the scalar advective equation.

a. Scalar advective equation

Consider the advective equation $u_t = au_x$, with a a real constant. If the spatial derivative is discretized using a second order centered differencing operator and the resulting semi-discrete system is integrated using a Runge-Kutta

time integrator of order p , the solution at a time step $n + 1$ can be expressed in terms of the solution at the previous time step n as

$$u_k^{n+1} = \sum_{s=0}^p \frac{1}{s!} (a\Delta t D_0)^s u_k^n. \quad (C1)$$

This difference scheme (C1) is stable if and only if it satisfies the von Neumann condition. The Courant limit is $a\lambda \leq \sqrt{3}$ for the $p = 3$ case (third order Runge-Kutta) and $a\lambda \leq 2\sqrt{2}$ for the $p = 4$ case (fourth order Runge-Kutta).

These limits change when artificial dissipation is added to the RHS. The fully discrete system becomes

$$u_k^{n+1} = \sum_{s=0}^p \frac{1}{s!} (a\Delta t D_0 - \sigma\Delta t(\Delta x)^3(D_- D_+)^2)^s u_k^n. \quad (C2)$$

The amplification factor depends on the parameters $\tilde{\lambda} = \lambda a$ and $\tilde{\sigma} = \sigma/a$. If, for a given value of $\tilde{\sigma}$, we numerically compute the value of $\tilde{\lambda}$ beyond which the amplification factor becomes in magnitude greater than one for some frequency, we obtain the plot in figure 3.

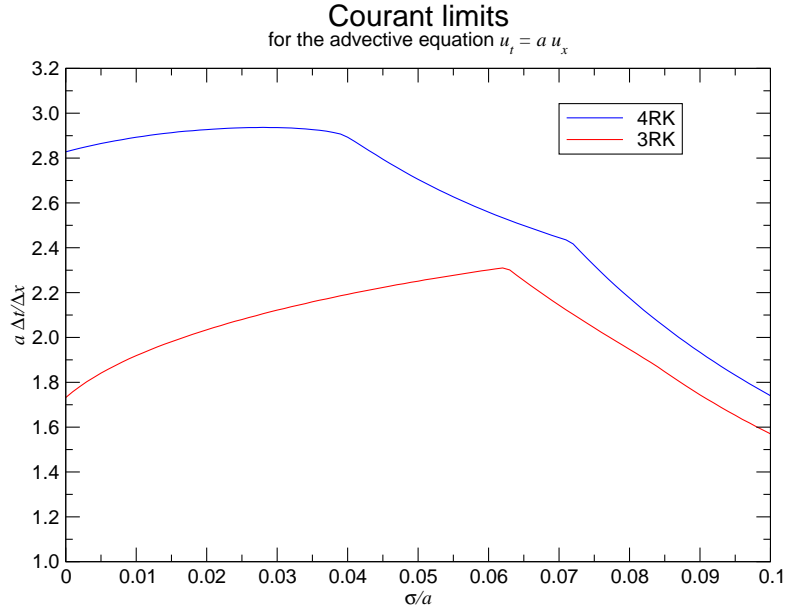


FIG. 3: The maximum value of the Courant factor that satisfies the von Neumann condition is plotted as a function of the dissipation parameter σ .

b. 3D wave equation

Consider now the 3D wave equation $\phi_{tt} = \phi_{xx} + \phi_{yy} + \phi_{zz}$ written in first order form. As before, we use the second order centered difference operator to approximate the spatial derivatives and p -th order Runge-Kutta. The finite difference scheme is

$$\mathbf{u}_{ijk}^{n+1} = \sum_{s=0}^p \frac{1}{s!} (\Delta t Q)^s \mathbf{u}_{ijk}^n$$

where $\mathbf{u} = (\phi_t, \phi_x, \phi_y, \phi_z)^T$,

$$Q = A^{(x)} D_0^{(x)} + A^{(y)} D_0^{(y)} + A^{(z)} D_0^{(z)} - \sigma(\Delta x)^3 (D_+^{(x)} D_-^{(x)})^2 \\ - \sigma(\Delta y)^3 (D_+^{(y)} D_-^{(y)})^2 - \sigma(\Delta z)^3 (D_+^{(z)} D_-^{(z)})^2.$$

We assume that $\Delta x = \Delta y = \Delta z$ and set $\lambda = \Delta t / \Delta x$. In Fourier space the difference scheme becomes

$$\hat{\mathbf{u}}^{n+1}(\xi, \eta, \zeta) = G(\xi, \eta, \zeta) \hat{\mathbf{u}}^n(\xi, \eta, \zeta)$$

and the amplification matrix is given by

$$G(\xi, \eta, \zeta) = \sum_{s=0}^p \frac{1}{s!} \begin{pmatrix} S & 0 & 0 & iR_x \\ 0 & S & 0 & iR_y \\ 0 & 0 & S & iR_z \\ iR_x & iR_y & iR_z & S \end{pmatrix}^s$$

where $R_x = \lambda \sin(\xi)$, $R_y = \lambda \sin(\eta)$, $R_z = \lambda \sin(\zeta)$ and $S = -16\sigma\lambda(\sin(\xi/2)^4 + \sin(\eta/2)^4 + \sin(\zeta/2)^4)$. The maximum values for the Courant factor are plotted in figure 4.

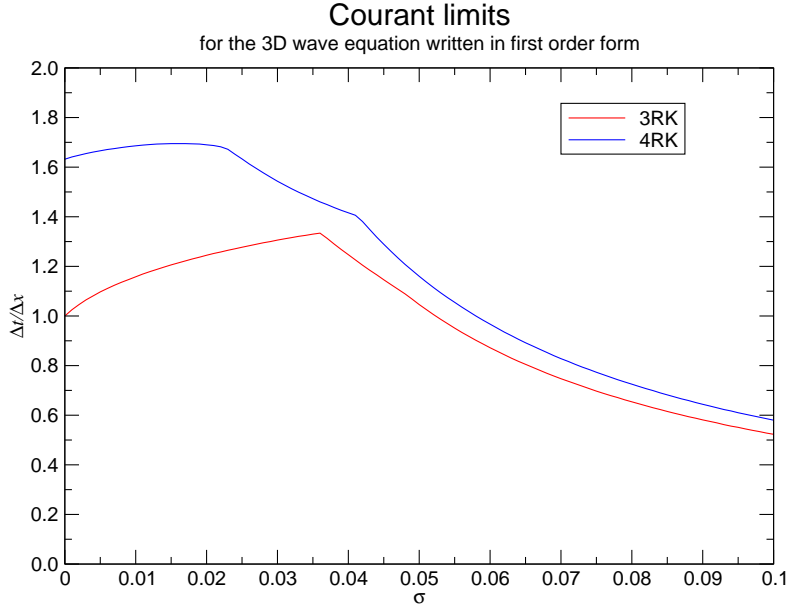


FIG. 4: The maximum value of the Courant factor for the stability of the difference scheme approximating the first order 3D wave equation as a function of the dissipation parameter σ .

APPENDIX D: BOUNDARY CONDITIONS

To impose boundary conditions without spoiling an energy estimate one can follow [9], where boundary conditions are represented through a time independent orthogonal projector operator P . By orthogonal projector it is meant that $P^2 = P$, and $P = P^\dagger$, i.e. P is Hermitian (with respect to the scalar product where SBP holds). For every fixed Δx , in the case of homogeneous boundary conditions, P is simply the orthogonal projection operator onto the subspace of grid-functions satisfying the boundary conditions. This operator is applied to the RHS and generates boundary conditions consistent with those of the continuum (which are assumed to be of maximally dissipative type). The semi-discrete system constructed in this way is numerically stable.

In the case of inhomogeneous case ($g \neq 0$), the resulting semi-discrete system for the problem (15) is (assuming for simplicity that $B = 0$)

$$v_t = PADv + (I - P)g_t. \quad (\text{D1})$$

In this case one can show numerical stability under additional assumptions on the boundary data (see [9]).

The construction of the RHS in (D1) proceeds as follows (for simplicity assume that the symmetrizer is trivial).

- Discretize the partial derivatives using a difference operators that satisfies SBP.
- At each $x_{ijk} \in \Gamma$
 - Calculate the outward pointing unit normal n and let $A_n = A^i n_i$ denote the boundary matrix. Note that the normal at edges and vertices needs special consideration. In the next subsection it is discussed how this normal is to be defined in these cases.
 - Multiply the RHS by Q^T , where Q is the (orthogonal) matrix that diagonalizes A_n , i.e. $Q^T A_n Q = \text{diag}(\Lambda_+, \Lambda_-, 0)$, where Λ_{\pm} is a diagonal positive (negative) definite matrix. Let $(W_+, W_-, W_0)^T = Q^T A D v$;
 - Apply P . Since it is Hermitian (which is used in the stability proof), this projector is non-trivial, and in general overwrites the ingoing *and* outgoing modes. Consider, for simplicity, the case in which there is one ingoing and one outgoing mode (or equivalently, case in which the coupling matrix between ingoing and outgoing modes is diagonal)

$$\begin{aligned} W_+^{(new)} &= \frac{S}{1+S^2}(SW_+^{(old)} + W_-^{(old)}) + \frac{1}{1+S^2}\dot{g} \\ W_-^{(new)} &= \frac{1}{1+S^2}(SW_+^{(old)} + W_-^{(old)}) - \frac{S}{1+S^2}\dot{g} \end{aligned}$$

where S is the coupling that appears in the boundary condition $w_+ = Sw_- + g$. Note that only when $S = 0$ does the outgoing mode remain unchanged, otherwise it is overwritten (of course, in a way that is consistent at the continuum).

- Go back to primitive variables by multiplying by Q

1. Corners, edges and vertices

It is useful to have stability results that allow for cubic domains, since they are used quite often. The corners in 2D or edges and vertices in 3D deserve special attention (in particular, since the normal to the boundary there is not defined). The stability of the whole scheme is affected by the treatment of these points. In [9] it is discussed how to “control” (i.e. achieve numerical stability) the boundary terms that appear after SBP at non-smooth parts of boundaries. Here we will summarize some aspects of the treatment of [9].

For simplicity, let's assume that the domain is a 2D square $\Omega = [0, 1] \times [0, 1]$ and that the partial differential equation is a symmetric hyperbolic, constant-coefficients one with no principal terms,

$$\partial_t u = A^x \partial_x u + A^y \partial_y u \quad (\text{D2})$$

where A^x and A^y are constant symmetric matrices. If we define the energy to be $\mathcal{E} = \int_{\Omega} \langle u, u \rangle dx dy$ (i.e. choose the identity as symmetrizer), the energy estimate will be given by the boundary terms

$$\frac{d}{dt} \mathcal{E} = \int_0^1 u^T A^x u|_{x=0}^{x=1} dy + \int_0^1 u^T A^y u|_{y=0}^{y=1} dx. \quad (\text{D3})$$

In particular, in these boundary terms there is no contribution due to corners, since they constitute a zero measure set.

The semi-discrete energy estimate obtained by discretizing the RHS with a difference operator satisfying SBP is simply the discrete version of (D3)

$$\begin{aligned} \frac{d}{dt} E &= \sum_{j=0}^{N_y} \Delta y \sigma_j (u_{N_x j}^T A^x u_{N_x j} - u_{0j}^T A^x u_{0j}) \\ &\quad + \sum_{i=0}^{N_x} \Delta x \sigma_i (u_{i N_y}^T A^y u_{i N_y} - u_{i0}^T A^y u_{i0}). \end{aligned} \quad (\text{D4})$$

One needs to prescribe boundary conditions to the semi-discrete system at the corners. There, the unit vector n is not defined. In [9] it is shown how to define n so that a bound to the semi-discrete energy estimate can be given.

Essentially, the idea is that by looking at the contribution coming from the corner $(x, y) = (0, 0)$ in (D4), which is given by,

$$-\sigma_0 u_{00}^T (\Delta y A^x + \Delta x A^y) u_{00}$$

(note that the “cross-terms” $\Delta y A^x$ and $\Delta x A^y$ are *not* a typo but do result from a non-trivial contribution to the discrete energy), we see that we need to control the positive speed characteristic variables in the effective direction $n = -(\Delta y, \Delta x)/\Delta$, where $\Delta = (\Delta x^2 + \Delta y^2)^{1/2}$. For uniform grids with $\Delta x = \Delta y$ this effective unit vector at the corners of Ω is

$$\begin{aligned} m(0, 0) &= (-1, -1)/\sqrt{2}, & m(1, 0) &= (+1, -1)/\sqrt{2}, \\ m(0, 1) &= (-1, +1)/\sqrt{2}, & m(1, 1) &= (+1, +1)/\sqrt{2}. \end{aligned} \quad (\text{D5})$$

This is equivalent to providing boundary conditions as if the normal was at 45 degrees with respect to the faces of the cube (what to give might be completely or partially determined by compatibility conditions). Note, however, that this is so only in the uniform grids case (with equal spacing in the different directions), in the other cases the effective normal is different. Also, as discussed, the way the boundary conditions are imposed in [9], including corners, is through a non-trivial orthogonal projector.

2. A brief discussion about other boundary conditions at corners

One might wonder whether giving boundary conditions at corners along the normal to one of the two faces that define the corner gives an energy estimate. That is, if controlling characteristic modes in one of the directions (say, the term $\langle u, \Delta y A^x u \rangle$) implies that the other one is also under control because of some compatibility conditions. The general answer is *no*, but it might work in some particular cases, let us illustrate this with one example.

Consider the 2D symmetric hyperbolic system

$$\partial_t \begin{pmatrix} u \\ v \end{pmatrix} = \begin{pmatrix} 1 & 0 \\ 0 & -1 \end{pmatrix} \partial_x \begin{pmatrix} u \\ v \end{pmatrix} + \begin{pmatrix} 0 & 1 \\ 1 & 0 \end{pmatrix} \partial_y \begin{pmatrix} u \\ v \end{pmatrix}$$

in the domain $x \geq 0, y \geq 0$. The characteristic modes in the x direction are u (eigenvalue 1) and v (eigenvalue -1). In the y direction they are $u + v$ (eigenvalue 1) and $u - v$ (eigenvalue -1). As boundary conditions in the $x = 0$ and $y = 0$ boundaries use $v = su$ and $u - v = r(u + v)$, respectively, with $|r|, |s| \leq 1$.

Defining the energy

$$\mathcal{E} = \frac{1}{2} \int_0^\infty \int_0^\infty (u^2 + v^2) dx dy$$

taking a time derivative, using the evolution equations and integrating by parts gives (this is where the “cross terms” come from, in the discrete analogue), one gets

$$\frac{d}{dt} \mathcal{E} = \int_0^\infty \frac{(v^2 - u^2)}{2} \Big|_{x=0} dy - \int_0^\infty (uv) \Big|_{y=0} dx .$$

At the discrete level one is left with essentially the discrete version of this if operators that satisfy SBP are used. In particular, the corner’s contribution is,

$$\frac{d}{dt} E = \dots + (\Delta y) \frac{1}{2} (v^2 - u^2) \Big|_{(0,0)} - (\Delta x) (uv) \Big|_{(0,0)}$$

where the dots represent the contributions from the boundary from points other than the corner. One has to control the complete corner term as it will not be canceled or changed by any contribution from other boundary points. Suppose $\Delta x = \Delta y$. The projector should set, for example, (in an orthogonal way) $\frac{1}{2} (v^2 - u^2) \Big|_{(0,0)} - (uv) \Big|_{(0,0)}$ to zero. Suppose one does not do this but, instead, controls only the ingoing mode in the x direction (that is, v) by setting it to zero. This does give an energy estimate, since

$$\frac{d}{dt} E = \dots + \Delta \frac{1}{2} (-u^2) \Big|_{(0,0)} ,$$

which has the appropriate sign (that is, the corner term can be bounded from above by zero). Suppose on the other hand that one does not set it to zero but, instead, couples it to the outgoing mode, $v = su$, with $s = \pm 1$. Then

$$\frac{d}{dt}E = \dots - s\Delta(u^2)|_{(0,0)} ,$$

and the energy estimate follows or not, depending on the sign of s .

-
- [1] See for instance C. Cutler and K. S. Thorne, “An overview of gravitational-wave sources,” gr-qc/0204090.
 - [2] For a review see O. Reula, Living Rev. Relativ. **1**, 3 (1998).
 - [3] T. W. Baumgarte and S. L. Shapiro, Phys. Rept. **376**, 41 (2003). L. Lehner, Class. Quantum Grav. **18**, R25 (2001)
 - [4] M. Andersson and R. Matzner, gr-qc/0307055; U. Sperhake, K. Smith, B. Kelly, P. Laguna and D. Shoemaker, gr-qc/0307015; D. Shoemaker, K. Smith, U. Sperhake, P. Laguna, E. Schnetter and D. Fiske, gr-qc/0301111; L. Lindblom and M. Scheel, Phys. Rev. D **67**, 124005 (2003); T. Baumgarte and S. Shapiro, Astrophys. J. **585**, 930 (2003); P. Laguna and D. Shoemaker, Class. Quantum Grav. **19**, 3679 (2002); H. J. Yo, T. W. Baumgarte and S. L. Shapiro, Phys. Rev. D **66**, 084026 (2002); M. Alcubierre, B. Bruggmann, D. Pollney, E. Seidel, and R. Takahashi, Phys. Rev. D **64**, 061501, (2001); M. Alcubierre and B. Bruggmann, Phys. Rev. D **63**, 104006 (2001). H. Yo, T. Baumgarte and S. Shapiro, Phys. Rev. D **64**, 124011 (2001); M. A. Scheel, L. E. Kidder, L. Lindblom, H. P. Pfeiffer and S. A. Teukolsky, Phys. Rev. D **66**, 124005 (2002); Kidder, Scheel, and Teukolsky, Phys. Rev. D **64**, 064017 (2001).
 - [5] L. Lehner, D. Neilsen, O. Reula and M. Tiglio, to be submitted.
 - [6] G. Calabrese and D. Neilsen, to be submitted.
 - [7] L. Lehner and O. Sarbach, in preparation.
 - [8] O. Sarbach, in preparation.
 - [9] P. Olsson “Summation by parts, projections and stability. I”, Mathematics of Computation **64**, 1035 (1995); “Supplement to Summation by parts, projections and stability. I”, Mathematics of Computation **64**, S23 (1995); “Summation by parts, projections and stability. II”, Mathematics of Computation **64**, 1473 (1995).
 - [10] B. Gustaffson, H. Kreiss, and J. Oliger, *Time Dependent Problems and Difference Methods* (Wiley, New York, 1995).
 - [11] See for instance [10], H. O. Kreiss, J. Lorenz, “Initial-boundary value problems and then Navier-Stokes equations”, Academic Press, New York (1989). For examples of applications in General Relativity: J. M. Stewart, “The Cauchy problem and the initial boundary value problem in numerical relativity”, Class. Quantum Grav. **15**, N9, 1581 (1998). G. Calabrese, O. Sarbach, gr-qc/0303040.
 - [12] H. Kreiss and J. Oliger, “Methods for the approximate solution of time dependent problems” (Geneva: GARP Publication Series, 1973).
 - [13] H. Kreiss and L. Wu, “On the stability definition of difference approximations for the initial boundary value problem”, Applied Numerical Mathematics **12**, 213 (1993).
 - [14] D. Levy and E. Tadmor, “From semi-discrete to fully discrete: stability of Runge-Kutta schemes by the energy method”, Siam Rev. **40**, 40 (1998).
 - [15] E. Tadmor, “From semi-discrete to fully discrete: stability of the Runge-Kutta schemes by the energy method. II”, in “Collected Lectures on the Preservation of Stability under Discretization”, Lecture Notes from Colorado State University Conference, Fort Collins, CO, 2001 (D. Estep and S. Tavener, eds.) Proceedings in Applied Mathematics 109, SIAM 2002, 25-49. (downloadable from <http://www.math.ucla.edu/~tadmor/pub/subj.html>)
 - [16] J. Rauch, Trans. Am. Math. Soc., **291**, 167 (1985); P. Secchi, Arch. Rational Mech. Anal., **134**, 155 (1996).
 - [17] H. Kreiss and G. Scherer, “On the existence of energy estimates for difference approximations for hyperbolic systems”, Tech. Report, Dept. of Scientific Computing, Uppsala University, 1977
 - [18] B. Strand, “Summation by parts for finite difference approximations for d/dx ”, Journal of Computational Physics **110**, 47 (1994).
 - [19] M. Tiglio et. al., in preparation.
 - [20] W. Unruh, quoted in J. Thornburg, Class. Quantum Grav. **4**, 1119 (1987).
 - [21] P. Olsson, private communication.
 - [22] For some reviews on the subject see [3] and references cited therein, and for a description of more recent efforts see [4]