

Isotropy of the velocity of light and the Sagnac effect

J.-F. Pascual-Sánchez,^{*} A. San Miguel,[†] and F. Vicente[‡]

Dept. Matemática Aplicada Fundamental, Sección Facultad de Ciencias,

Universidad de Valladolid, 47005, Valladolid, Spain

(Dated: February 8, 2020)

Abstract

In this paper, it is shown, using a geometrical approach, the isotropy of the velocity of light measured in a rotating frame in Minkowski space-time, and it is verified that this result is compatible with the Sagnac effect. Furthermore, we find that this problem can be reduced to the solution of geodesic triangles in a Minkowskian cylinder. A relationship between the problems established on the cylinder and on the Minkowskian plane is obtained through a local isometry.

PACS numbers: 03.30+p, 02.40.Pc, 04.20.Gz

^{*}Electronic address: jfpascua@maf.uva.es

[†]Electronic address: asmiguel@maf.uva.es

[‡]Electronic address: fvicente@maf.uva.es

I. INTRODUCTION

One of the most celebrated results of the Theory of Relativity is the one known as the Sagnac effect [1], which appears when two photons describe, in opposite directions, a closed path on a rotating disk returning to the starting point. Physically, the Sagnac effect is essentially a phase shift between two coherent beams of light travelling along paths in opposite senses in an interferometer placed on a rigidly rotating platform [2]. This phase shift can be explained as a consequence of a time delay, so the Sagnac effect can also be measured with atomic clocks timing light rays sent, e.g., around the rotating Earth via the satellites of the Global Positioning System [3]. From a geometrical approach, such phase shift has also been related [4] to the fact that the time component of the anholonomy object, corresponding to the choice of an orthonormal frame on the space-time, is different from zero.

The Sagnac effect outlines the problem of the isotropy of the velocity of light with respect to a non-inertial observer fixed on the rotating disk. This problem has been treated from different points of view. In [5], it is pointed out that the Sagnac time delay, measured by one single clock, is due to an anisotropy in the global speed of light for the non-inertial observer, in contradiction with the local Einstein synchronization convention. Another approach is found in [6]. There, the speed of light in opposite directions is the same, both locally and globally. The proof is performed using three clocks located at the initial and final positions of the two photons, and by extrapolating point to point, the local Einstein synchronization procedure to the whole periphery of the disk. The disagreements between both approaches are connected with the problem of the global time synchronization of points on the periphery of a rotating disk. Only if this global synchronization were possible there would exist a well defined spatial length between different points on the boundary of the rotating disk.

In this paper we consider an ideal rotating disk with negligible gravitational effects, thus the effects due to gravitational fields—that require the application of general relativistic techniques as those in [7] or [8], where exact and post-Minkowskian solutions are used—are not considered here. We will also show the isotropy of the velocity of light measured in a rotating frame in the Minkowski space-time. We verify that this isotropy is compatible with the Sagnac effect. For this we take into account that every kinematical problem in special relativity can always be translated into a geometrical problem on space-time.

Note on this respect that some authors have need to introduce some dynamical explanations for explaining the rotating disk problem [9].

An outline of the paper is as follows. In Sec. II we give a brief account of the technique used by Rizzi and Tartaglia [6] and describe how the use of the *hypothesis of locality*, (see [10]) offers an explanation of the Sagnac effect in the framework of special relativity, without using the anisotropy of a global speed of light. In Sec. III, we solve this problem in terms of the world-function associated to the geodesic determined by the world-lines of the observer and the photon and the simultaneity space corresponding to the observer. In Sec. IV a formulation of the problem using the solution of geodesic triangles is obtained. Finally, in Sec. V a relationship between the problem stated on a Minkowskian cylinder and on a Minkowskian plane is obtained.

II. THE ROTATING DISK AND THE SAGNAC EFFECT

Let $\mathcal{D} \subset \mathbb{R}^3$ be a disk of radius ρ , and let us denote by $\partial\mathcal{D}$ the circle bounding \mathcal{D} . We consider an inertial reference frame $F : (O', \{\mathbf{e}_i\}_{i=1}^3)$, where O' is the center of \mathcal{D} and $\{\mathbf{e}_i\}_{i=1}^3$ is an orthonormal basis for the Euclidean space \mathbb{R}^3 . In the coordinate system (x, y, z) associated to F , the points in \mathcal{D} have coordinate z equal to zero. It will also be useful to consider polar coordinates (r, θ) on \mathcal{D} . Now we assume that the disk \mathcal{D} is uniformly rotating about the O' axis, with angular velocity ω . In the space-time $(\mathcal{M}, \boldsymbol{\eta})$ of Special Relativity in Minkowski coordinates, with $\boldsymbol{\eta} = \text{diag}(-1, -1, -1, c^2)$, the motion of the points $P \in \partial\mathcal{D}$ with polar coordinates (θ, t) , is given by world-lines $\gamma_P : t \mapsto \gamma_\theta(t)$ that in coordinates (x, y, z, t) can be expressed as

$$\gamma_\theta(t) : (\rho \cos(\omega t + \theta), \rho \sin(\omega t + \theta), 0, t). \quad (1)$$

This congruence of time-like curves determines a cylinder $\mathcal{C} \subset \mathcal{M}$. On the cylinder \mathcal{C} both a metric \mathbf{g} is induced by the metric $\boldsymbol{\eta}$, which in comoving coordinates (θ, t) , reads

$$\mathbf{g} = -\rho^2 d\theta^2 - 2\omega\rho^2 dt d\theta + \alpha(\omega)^2 c^2 dt^2, \quad (2)$$

where

$$\alpha(\omega)^2 := 1 - (c^{-1}\omega\rho)^2, \quad (3)$$

and a Killing vector field $\mathbf{\Gamma}$ given by a combination of a rotation and a time translation, that, at each point $P = (\theta, t)$, is $\mathbf{\Gamma}(P) = \dot{\gamma}_P(t)$, are defined. The associated Killing congruence has non null vorticity within the cylinder but is zero outside it. So, the vorticity and the 4-velocity play an analogous role to the magnetic field and the 4-electromagnetic potential, respectively, of the Aharonov-Bohm effect in electrodynamics, [11]. The metric (2) is globally stationary and locally static; therefore a *local* splitting of \mathcal{C} can be obtained using local hypersurfaces locally orthogonal to the trajectory of the rotating observer, as in [12]. Even a *global* operational quotient space by the Killing congruence can be build, by using the radar distance as a spatial distance [13].

In general, for every two points A, B , joined by a geodesic $\gamma(u)$, being u a special parameter with $\gamma(u_1) = A, \gamma(u_2) = B$, there is a function $\Omega(AB)$ —the world function in Synge's terminology, [14]— defined by

$$\Omega(A B) := \frac{1}{2} \int_{u_1}^{u_2} \mathbf{g}(\mathbf{v}, \mathbf{v}) ds \quad (4)$$

where $\mathbf{v} = \dot{\gamma}(u)$ denotes the tangent vector to the geodesic $\gamma(u)$. Let us now consider, at the time $t = t_1$, a point $O \in \partial\mathcal{D}$ and the world-line $\gamma_o(t)$ corresponding to a curve in the congruence (1), with $\theta = 0$. On $\gamma_o(t)$ one may build a field of non-inertial reference frames $F'(t)$. The proper time interval between two events P_0, P_1 with coordinate times t_1 and t_2 measured by the observer F' is given in terms of the world-function (4) as

$$\tau_2 - \tau_1 := c^{-1} \sqrt{2\Omega(P_0 P_1)} = \alpha(\omega)(t_2 - t_1). \quad (5)$$

Suppose that the rotating observer fixed on the circle $\partial\mathcal{D}$ carries a device which emits, at the time $t = 0$, two photons in opposite directions along the periphery of the disk. The world-lines of both photons are the null helices

$$\gamma_{L\pm}(t) : (x_L = \rho \cos(\pm\varpi t), y_L = \rho \sin(\pm\varpi t), t = t), \quad (6)$$

where $\pm\varpi$ denotes the angular speeds of the photons given by $\varpi\rho = c$, being the plus (resp. minus) sign associated to the photon moving in the same (resp. opposite) sense as the rotating disk.

At the initial time $t = 0$ it is assumed that $\gamma_o(0) = \gamma_L(0)$. The world-line corresponding to each photon cuts the curve γ_o at times t_\pm^* , for which it is satisfied the condition $\gamma_L(t_\pm) = \gamma_o(t_\pm)$. Therefore one obtains

$$t_\pm^* = \frac{2\pi}{\varpi \pm \omega}. \quad (7)$$

The relationship between proper time on γ_o and the inertial coordinate time given in (5) establishes that the proper time in F' runs slow with respect to an inertial one. Hence, using (7) one obtains

$$\tau_{\pm} = 2\pi \frac{\alpha(\omega)}{\varpi \mp \omega}. \quad (8)$$

The proper time increment measured by the observer F' among the arrival times of the two photons $P_1 = \gamma_o(t_1)$ and $P_2 = \gamma_o(t_2)$ is (see, e.g. [11]):

$$\tau_+ - \tau_- = \frac{4\omega S}{c^2} \alpha(\omega) \quad (9)$$

that, in the limit of small rotational speeds, takes the classical form given in [1]:

$$\tau_+ - \tau_- = \frac{4\omega S}{c^2} + O(c^{-3}) \quad (10)$$

where $S = \pi r_0^2$ is the disk area.

The Sagnac time delay is the desynchronization of a pair of clocks after a complete round trip, which has been initially synchronized and sent by the rotating observer to travel in opposite directions, [6]. In this case, the time differences along a complete round trip on the periphery $\partial\mathcal{D}$ of the disk, are not uniquely defined and the measurement of each one must be corrected by half the Sagnac time delay when compared with an identical clock remaining fixed at the initial position. After this correction is made, the global light speed is the same for the photon moving on $\partial\mathcal{D}$ in opposite sense. This is in fact what is done in the Global Positioning System, [3]. Note, on the other hand, that if the readings of both clocks are not corrected by half the Sagnac time (9), one obtains an anisotropic velocity of light, as in [5].

III. MEASUREMENT OF RELATIVE SPEEDS IN MINKOWSKI SPACE-TIME

Let us assume that at the time $t = 0$, in the inertial reference frame F , a non-inertial observer F' at a fixed point $P_0 \in \partial\mathcal{C}$ emits a pulse of light in the same direction of the movement of the disk. The event P_0 corresponds in the cylinder \mathcal{C} to the point with cylindrical coordinates $(\theta, t) = (0, 0)$. We now determine the relative speed of the ray of light with respect to the non-inertial frame F' .

The world-lines for the observer and the photon can be expressed in cylindrical coordinates, in the form

$$\gamma_o(t) : (\theta = 0, t = t), \quad \gamma_L(t) : (\theta = (\varpi - \omega)t, t = t) \quad (11)$$

respectively. The curve $\gamma_o(t)$ is the time-like helix corresponding to a non-inertial observer fixed at the point O on the disk. The curve $\gamma_L(t)$ describes the null helix of the photon co-rotating with the disk.

On the world-line γ_o one can determine a vector field $\mathbf{\Lambda}$ such that the orthogonality condition, $\mathbf{g}(\mathbf{\Lambda}, \dot{\gamma}_o(t)) = 0$, is satisfied. For each point P on γ_o , one builds a space-like geodesic γ_s on the cylinder $(\mathcal{C}, \mathbf{g})$, corresponding to the initial data $P, \mathbf{\Lambda}(P)$

$$\gamma_s : (\theta = (\varpi^2 - \omega^2) \omega^{-1} (t - t_0), t = t) . \quad (12)$$

The geodesic γ_s can be interpreted as the locus of locally simultaneous events on an arc of the circle ∂C as seen by the rotating observer. For the construction of the simultaneity space γ_s , the hypothesis of locality given in [10] is used, which establishes the local equivalence of an accelerated frame and a local inertial frame with the same local speed. In this way, a slicing of the cylinder \mathcal{C} through a family of sections γ_s orthogonal to the congruence of curves γ_P is obtained.

When the rotating frame reaches the point $P_1 = (0, t_1)$ in the curve γ_o , the world-function $\Omega(P_0 P_1)$ is the square of the proper time (up to a constant factor) between the events P_0 and P_1 of space-time, measured by the non-inertial observer. At the time t_1 the photon lies on the point P_2 of the local simultaneity space relative to the non-inertial rotating observer. Since both the non-inertial observer and the photon move on $\partial \mathcal{C}$, the corresponding points in space-time remain on the Minkowskian cylinder \mathcal{C} . Consider the point P_2 given by the intersection of the curves γ_s and γ_L , (see Fig. 1):

$$P_2 = ((\varpi^2 - \omega^2) \varpi^{-1} t_0, (\varpi + \omega) \varpi^{-1} t_0) . \quad (13)$$

Using the metric (2), the world-function corresponding to the pairs of points (P_0, P_1) and (P_1, P_2) , calculated along the curves γ_o and γ_s , are

$$\Omega(P_0 P_1) = -\Omega(P_1 P_2) = ct_0 \alpha(\omega) . \quad (14)$$

respectively. Therefore, taking into account (5), the relative speed of the photon with respect to the non-inertial frame defined by

$$v_{L,O}^2 := -c^2 \frac{\Omega(P_1 P_2)}{\Omega(P_0 P_1)} , \quad (15)$$

coincides with c^2 .

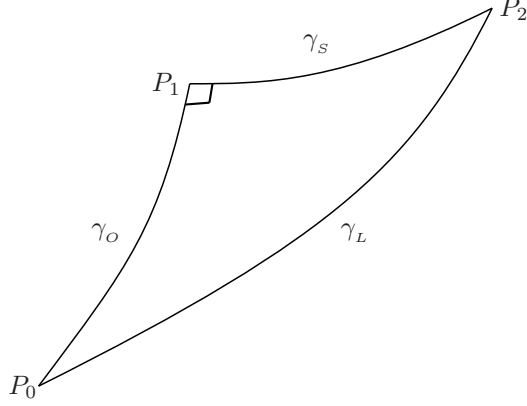


FIG. 1: Geodesic triangle on the cylinder $(\mathcal{C}, \mathbf{g})$. γ_O, γ_L denote, respectively, the world-line of the observer and the photon. γ_S represents the simultaneity space at the point P_1 .

IV. EQUIVALENT FORMULATION OF THE PROBLEM

Result (15) can be compared with that obtained by using the solution of geodesic triangles on the semi-Riemannian manifold $(\mathcal{S}, \mathbf{g})$. For this we consider a geodesic triangle $P_0 P_1 P_2$ on a 2-manifold $(\mathcal{S}, \mathbf{g})$ as shown in Fig. 2. For arbitrary points A and B , let $\Omega_a(AB)$ denote the covariant derivative of (4) with respect to the coordinates of A , and denote by $\Omega^a(AB)$ the vector associated to $\Omega_a(AB)$ by means of the metric \mathbf{g} .

Let us assume that the Riemannian curvature of a surface \mathcal{S} is small and we will use the same notation as in [14], Chapter II. If $\{\lambda_0(P_0), \lambda_1(P_0)\}$ is an orthonormal basis on $T_{P_0}\mathcal{S}$, one can build a field of reference frames on \mathcal{C} by parallel transport of this frame along all geodesics $x^i(v)$ through P_0 . On the field $\{\lambda_0(P), \lambda_1(P)\}$, the vector field $V^i := \partial x^i / \partial v$, tangent to one of these geodesics on an arbitrary point, has constant components $V^{(a)} = V^i \lambda_i^{(a)}$. On the other hand, the components of the symmetrized Riemann tensor

$$S_{ijkl} := -\frac{1}{3}(R_{ijkm} + R_{imjk}), \quad (16)$$

will be denoted by $S_{(abcd)}$.

For the geodesic triangle determined by the curves $P_0 P_1 : \gamma_1(v)$, $P_0 P_2 : \gamma_2(v)$ and $P_1 P_2 : \gamma(u)$ (with $u \in [u_1, u_2], v \in [0, \bar{v}]$, see Fig. 3) a relationship between the world-functions of the sides of this triangle is obtained in [14]:

$$\Omega(P_1 P_2) = \Omega(P_0 P_1) + \Omega(P_0 P_2) - \Omega_a(P_0 P_1) \Omega^a(P_0 P_2) + \phi, \quad (17)$$

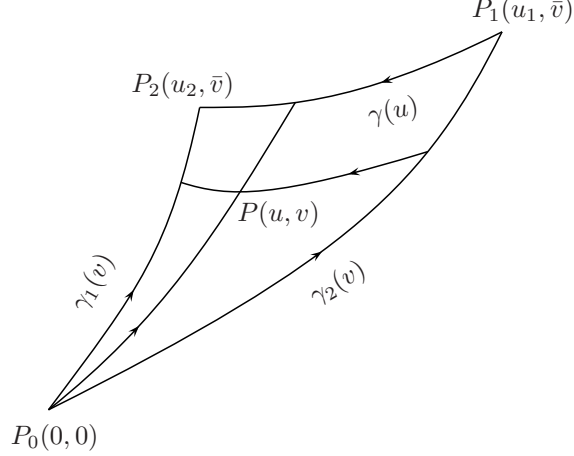


FIG. 2: Geodesic triangle on a surface with small curvature. The family of curves $\gamma(v)$ emanating from the point P_0 , are geodesics parametrized by $u \in [0, \bar{v}]$. Transversal curves are geodesics parametrized by $u \in [u_1, u_2]$.

where

$$\phi := \frac{1}{6} \int_0^{\bar{v}} (\bar{v} - v)^3 D_v^4 \Omega dv \quad (18)$$

and $D_v^4 \Omega$ denotes the covariant derivative of fourth order of the world-function $\Omega(\gamma_1(v), \gamma_2(v))$ for an arbitrary $v \in [0, \bar{v}]$. An explicit approximate expression for ϕ appears in [14] p. 73, written in terms of the Riemann tensor and its covariant derivatives. An application of this solution to build Fermi coordinates in general space-times of small curvature is given in [15]. In general it is satisfied that

$$\phi_0 = \frac{3}{(u_2 - u_1)^3} \int_0^{\bar{v}} \int_{u_1}^{u_2} q(u, v) [1122] du dv, \quad (19)$$

where $q(u, v)$ is the polynomial

$$q(u, v) := (\bar{v} - v)^3 ((u_2 - u)^2 + (u - u_1)^2), \quad (20)$$

and symbol $[1122]$, defined as

$$[1122] := -\frac{1}{3} S_{(a_1 b_1 c_2 d_2)} V^{(a_1)} V^{(b_1)} V^{(c_2)} V^{(d_2)}, \quad (21)$$

is constant on \mathcal{S} , so that ϕ_0 vanishes. In (21) $V^{(i_1)}, V^{(i_2)}$ are the components of V at points P_1, P_2 respectively. In the problem considered in this work, the metric (2) is uniform on the cylinder \mathcal{C} , and the Riemannian curvature is zero, therefore expression (18) vanish.

Therefore, one obtains for the solution of the same triangle in the point P_1

$$\Omega(P_0 P_2) = \Omega(P_1 P_0) + \Omega(P_1 P_2) - \Omega_a(P_1 P_0)\Omega^a(P_1 P_2), \quad (22)$$

where the covariant derivatives are calculated now at the point P_1 . Now, since the geodesic $P_0 P_2$ is null and the geodesics $P_1 P_0$ and $P_1 P_2$ are orthogonal in P_1 ; then, from (22) one obtains

$$\Omega(P_1 P_2) = -\Omega(P_0 P_1) \quad (23)$$

Consequently, the ratio

$$v_{L,O}^2 := -c^2 \frac{\Omega(P_1 P_2)}{\Omega(P_0 P_1)}, \quad (24)$$

coincides with (15).

V. REDUCTION TO THE MINKOWSKIAN PLANE

In this section, we will see that the rotating observer on the disk has a specific characteristic which other different non-inertial observers do not have in general. In the first place, it is observed that expression (5), which relates the proper time τ of a non-inertial observer fixed on the rotating disk (moving with constant angular speed ω , such that $\omega\rho = v$) to the coordinate time t , coincides with the expression relating the inertial observer's time to the time of another inertial reference frame boosted with rectilinear speed v . Then one concludes that only by measuring proper time, a rotating observer will not be able to determine the local inertial or non-inertial character of the frame rotating uniformly on the disk. The only magnitude that he will be able to measure in that case is the speed modulus v .

Now, let us consider a boosted rectilinear inertial frame K . To measure the speed of a photon moving in the same direction as K with respect to this frame we consider the configuration shown in Fig. 3. Here γ'_O represents the straight line described by the observer (we are assuming that the speed is v) in a Minkowskian plane (\mathcal{P}, η) . On the other hand, the null straight line γ'_L represents the trajectory that one photon describes, and, finally, the line γ'_s is the space-like straight line of simultaneous events to the emission event of the photon. This line is everywhere η -orthogonal to the observer line at the event $P'_1 : (vt_0, t_0)$. Explicitly, taking $P'_0 = (0, 0)$, these curves are given by

$$\gamma_L : (x = ct, t), \quad \gamma_s : (x = tv^{-1}c^2 - t_0\alpha^2(v), t) \quad (25)$$

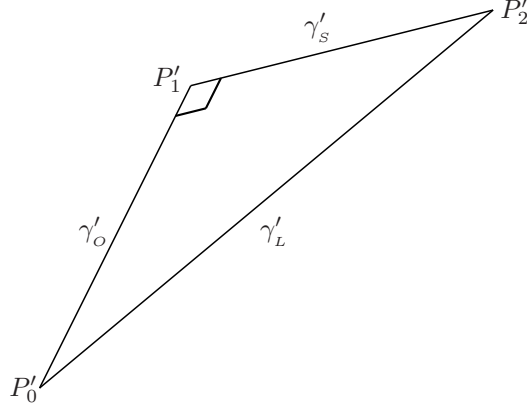


FIG. 3: Geodesic triangle on the Minkowskian plane $(\mathcal{P}, \boldsymbol{\eta})$. γ'_O, γ'_L denote, respectively, the world-line of the observer and the photon. γ'_S represents the simultaneity space at the point P'_1 .

where now $\alpha(v)^2 := 1 - v^2/c^2$. This can be verified directly from Figure 2.

Moreover, point P'_2 at which γ'_S cuts to γ'_L has the coordinates

$$P'_2 : (t_0(c + v), c^{-1}t_0(c + v)) . \quad (26)$$

Therefore, keeping in mind again that $P'_1 = (vt_0, t_0)$, one obtains that the distances between P'_1 and P'_2 along γ'_L and between P'_0 and P'_1 along γ'_O are

$$-\tilde{\Omega}(P'_1P'_2) = \tilde{\Omega}(P'_0P'_1) = \alpha(v)ct_0 \quad (27)$$

where $\tilde{\Omega}(AB)$ denotes the world-function associated to points A, B and the metric $\boldsymbol{\eta}$. The relative speed between the light ray and the boosted rectilinear inertial observer, defined through the ratio

$$v_{L,O'}^2 = -c^2 \frac{\tilde{\Omega}(P'_1P'_2)}{\tilde{\Omega}(P'_0P'_1)}, \quad (28)$$

coincides with c^2 .

The identity between these expressions and those obtained before in Sec. III is clear. Indeed, if v is substituted for $\omega\rho$ those expressions are coincident. The fact that the values of $\tilde{\Omega}(P'_0P'_1)$ and $\tilde{\Omega}(P'_1P'_2)$ coincide with the values $\Omega(P_0P_1)$ and $\Omega(P_1P_2)$ obtained in the problem solved on the cylinder is due to a local isometry between the Minkowskian plane $(\mathcal{P}, \boldsymbol{\eta})$, which contains the line of universe of the boosted rectilinear inertial observer, and the Minkowskian cylinder $(\mathcal{C}, \boldsymbol{g})$, which contains the world-line of the non-inertial rotating frame.

As pointed out at the beginning of this section, the non-inertial rotating observer on the disk has a specific characteristic which other different non-inertial observers do not have, in general. In this case, the expression (5), relating the proper time τ and the coordinate time t , is the same as in inertial frames. This allows to build an isometry between cylinder \mathcal{C} and the plane \mathcal{P} as follows.

Let $\phi : \mathcal{U} \subset \mathcal{C} \rightarrow \mathcal{P}$ be a smooth map between a neighborhood of \mathcal{U} , which contains the geodesic triangle considered above, and the plane \mathcal{P} . Denote by $T_P\mathcal{C}$ and $T_{\phi(P)}\mathcal{P}$ the tangent spaces to \mathcal{C} and \mathcal{P} at the points $P, \phi(P)$ respectively. The map ϕ is such that its differential, $d\phi : T_P\mathcal{C} \rightarrow T_{\phi(P)}\mathcal{P}$, is a linear isometry for every point $P \in \mathcal{U}$:

$$\boldsymbol{\eta}(d\phi(\mathbf{v}), d\phi(\mathbf{w})) = \mathbf{g}(\mathbf{v}, \mathbf{w}), \quad (29)$$

for every $\mathbf{v}, \mathbf{w} \in T_P\mathcal{C}$. Let us consider a map ϕ such that $\phi(t, \theta) = (t, x(t, \theta))$. We determine a function $x(t, \theta)$ satisfying condition (29). This function is determined through the partial differential system

$$\frac{\partial x}{\partial t} = \omega\rho, \quad \frac{\partial x}{\partial \theta} = \rho, \quad (30)$$

whose solution is the function $x(t, \theta) = \rho(\omega t + \theta)$. Therefore an isometry as

$$\phi : (t, \theta) \mapsto (t, \rho(\omega t + \theta)), \quad (31)$$

maps $(\mathcal{C}; \mathbf{g})$ into $(\mathcal{P}; \boldsymbol{\eta})$, retaining the same coordinate time in both manifolds.

The geodesic triangle of vertices P_0, P_1, P_2 in \mathcal{C} is mapped into the straight triangle P'_0, P'_1, P'_2 in \mathcal{P} . Therefore, it is possible to translate the problem of measuring the speed of light with respect to a non-inertial reference frame, which describes a circumference rotating uniformly, to the problem of measuring the speed of light by an inertial reference frame, being the velocity equal to c in both cases. By means of this local isometry, for the point P_2 on the cylinder there exists a corresponding P'_2 in the plane, which has the same coordinates as the event P_2 , obtained in Sec. III by means of the hypothesis of locality with the slicing of \mathcal{C} .

Returning to the initial problem of two photons describing the periphery of a rotating disk in opposite senses, it is observed that one obtains the same result for both photons, as it may be verified solving the corresponding problem on the Minkowskian plane, where the speed of light is independent of the direction followed by the photons.

VI. CONCLUDING REMARKS

In [6], using the locus of locally simultaneous events to the non-inertial rotating observer (given by space-like helices in a Minkowski space-time), it is shown that the speed of light measured by a non-inertial observer fixed on the disk rim always turns out to be c both locally and globally. The local isometry (31), shows how this coincidence is obtained. In fact, this local isometry allows to calculate relative speeds (24) and (28) in the problem of the rotating disk, mapping the problem from the multiply connected Minkowskian cylinder to another one established in the simply connected Minkowskian plane.

From the above reasoning, one observes that although the observer is non-inertial this is not reflected on the measurements of relative speeds. This is because the module of the centripetal acceleration of the observer $\omega^2 \rho \alpha(\omega)^{-1}$, coincides with the module of the normal curvature of the world-line of the observer on the cylinder $(\mathcal{C}, \mathbf{g})$. A rotating observer corresponds to a Killing trajectory, so its world-line is a geodesic on this cylinder. Moreover, the Gaussian curvature of the cylinder is zero. So, the non-inertiality of the rotating observer is not reflected in the measurement procedure, because this is only based on the first fundamental form of \mathcal{C} .

Finally, we remark that the frame of reference considered in the problem of a rotating disk is very special, so the problem can be established on a circular cylinder. A more general case would be, for example, that of a deformable closed loop filament moving and preserving a non-circular shape.

Acknowledgments

The authors wish to thank A. Tartaglia for a discussion on the subject of this work. This work was completed with the support of the Junta de Castilla y León (Spain), project VA014/02.

-
- [1] G. Sagnac, *C.R. Acad. Sci. Paris*, **157**, 708 (1913).
 - [2] E.J. Post, *Rev. Mod. Phys.*, **39**, 475, (1967); G.E. Stedman, *Rep. Prog. Phys.*, **60**, 615 (1997).
 - [3] D. Allan, N. Ashby and M. Weiss, *Science*, **228**, 69 (1985).
 - [4] J.F. Corum, *J. Math. Phys.*, **18**, 770 (1977); J.-F. Pascual-Sánchez, Summaries of workshop D.1 at 14th International Conference on General Relativity and Gravitation, Florence, 1995, (unpublished).
 - [5] F. Selleri, *Found. Phys. Lett.*, **10**, 73 (1997); A. Peres, *Phys. Rev. D*, **18**, 2173 (1978).
 - [6] G. Rizzi and A. Tartaglia, *Found. Phys.*, **28**, 1663 (1998).
 - [7] A. Ashtekar, *J. Math. Phys.*, **16**, 341 (1975); A. Tartaglia, *Phys. Rev. D*, **58**, 064009 (1998).
 - [8] S. Kopeikin and G. Schäfer, *Phys. Rev. D*, **60**, 124002 (1999).
 - [9] G. Cavalleri, *Nuovo Cimento*, **53 B**, 415 (1968); Ø. Grøn, *Am. J. Phys.*, **43**, 869 (1975), *Found. Phys.*, **10**, 499 (1980); T. E. Phipps, *Found. Phys.*, **10**, 289 (1980), **10**, 811 (1980); D. Dieks, *Eur. J. Phys.*, **12**, 253 (1991); T.A. Weber, *Am. J. Phys.*, **65**, 946 (1997).
 - [10] B. Mashhoon, *Phys. Lett. A*, **145**, 147 (1990); A. Tartaglia, in *Reference Frames and Gravitomagnetism*, eds. J.-F. Pascual-Sánchez, L. Floría, A. San Miguel, F. Vicente, (World Scientific, Singapore, 2001).
 - [11] J. Anandan, *Phys. Rev. D* **24**, 338 (1981).
 - [12] L. Landau and E. Lifshitz, *The Classical Theory of Fields*, (Pergamon Press, Oxford, 1971)
 - [13] Ll. Bel, J. Martín, A. Molina, *J. Phys. Soc. Japan*, **63**, 4350 (1994); G. Rizzi, M. L. Ruggiero, *Found. Phys.*, **32**, 1525 (2002).
 - [14] J.L. Synge, *Relativity: The General Theory*, (North-Holland, Amsterdam, 1960)
 - [15] J.M. Gambi, P. Romero, A. San Miguel and F. Vicente, *Int. J. Theor. Phys.*, **30**, 1097 (1991).