

# Isotropy of the velocity of light and the Sagnac effect

J.-F. Pascual-Sánchez,<sup>\*</sup> A. San Miguel,<sup>†</sup> and F. Vicente<sup>‡</sup>

*Dept. Matemática Aplicada Fundamental, Sección Facultad de Ciencias,*

*Universidad de Valladolid, 47005, Valladolid, Spain*

(Dated: May 22, 2019)

## Abstract

In this paper, it is shown, using a geometrical approach, the isotropy of the velocity of light measured in a rotating frame in the Minkowski space-time, and it is verified that this result is compatible with the Sagnac effect. Furthermore, we find that this problem can be reduced to the solution of geodesic triangles in a Minkowskian cylinder and we also determine the speed of light in the case of a generic cylinder of small curvature. A relationship between the problems established on the cylinder and on the Minkowskian plane is obtained through a local isometry.

PACS numbers: 03.30+p, 02.40.Pc, 04.20.Gz

---

<sup>\*</sup>Electronic address: jfpascua@maf.uva.es

<sup>†</sup>Electronic address: asmiguel@maf.uva.es

<sup>‡</sup>Electronic address: fvicente@maf.uva.es

## I. INTRODUCTION

One of the most celebrated results of the Theory of Relativity is the one known as the Sagnac effect [1], which appears when two photons describe, in opposite directions, a closed path on a rotating disk returning to the starting point. Physically, the Sagnac effect is essentially a phase shift between two coherent beams of light travelling along paths in opposite senses in an interferometer placed on a rigidly rotating platform [2]. This phase shift can be explained as a consequence of a time delay, so the Sagnac effect can also be measured with atomic clocks timing light rays sent, e.g., around the rotating Earth via the satellites of the Global Positioning System [3]. From a geometrical approach such phase shift has also been related [4] to the fact that the time component of the anholonomy object, corresponding to the choice of an orthonormal frame on the space-time, is different from zero.

The Sagnac effect outlines the problem of the isotropy of the velocity of light with respect to a non-inertial observer fixed on the rotating disk. This problem has been treated from different points of view. In [5], it is pointed out that the Sagnac time delay, measured by one single clock, is due to an anisotropy in the global speed of light for the non-inertial observer, in contradiction with the local Einstein synchronization convention. Another approach is found in [6]. There the speed of light in opposite directions is the same, both locally and globally, the proof is performed using three clocks located at the initial and final positions of the two photons, and by extrapolating point to point, the local Einstein synchronization procedure to the whole periphery of the disk. The disagreements between both approaches are connected with the problem of the global time synchronization of points on the periphery of a rotating disk. Only if this synchronization were possible there would exist a well defined spatial length between different points on the periphery of the rotating disk.

In this paper we consider an ideal rotating disk with negligible gravitational effects, thus the effects due to gravitational fields—that require the application of general relativistic techniques as those in [7] or [8], where exact and post-Minkowskian solutions are used—are not studied here. We will also show the isotropy of the velocity of light measured in a rotating frame in the Minkowski space-time. For this we take into account that every kinematical problem in special relativity can always be translated into a geometrical problem on space-time. We verify that this isotropy is compatible with the Sagnac effect.

An outline of the paper is as follows. In Sec. II we give a brief account of the technique used by Rizzi and Tartaglia [6] and describe how the use of the *hypothesis of locality*, (see [9]) offers an explanation of the Sagnac effect, in the framework of special relativity, without using the anisotropy of a global speed of light. In Sec. III, we solve this problem in terms of the world-function associated to the geodesic determined by the world-lines of the observer and the photon and the simultaneity space corresponding to the observer. In Sec. V a formulation of the problem using the solution of geodesic triangles is obtained. This formulation allows us to calculate the speed of light regardless of whether or not the circuit is not circular. Finally, in Sec. V a relationship between the problem stated on the cylinder and on the Minkowski plane is obtained.

## II. THE ROTATING DISK AND THE SAGNAC EFFECT

Let  $\mathcal{D} \subset \mathbb{R}^3$  be a disk of radius  $\rho$ , and let us denote by  $\partial\mathcal{D}$  the circle bounding  $\mathcal{D}$ . We consider an inertial reference frame  $F : (O', \{\mathbf{e}_i\}_{i=1}^3)$ , where  $O'$  is the center of  $\mathcal{D}$  and  $\{\mathbf{e}_i\}_{i=1}^3$  is an orthonormal basis for the Euclidean space  $\mathbb{R}^3$ . In the coordinate system  $(x, y, z)$  associated to  $F$ , the points in  $\mathcal{D}$  have coordinate  $z$  equal to zero. It will also be useful to consider polar coordinates  $(r, \theta)$  on  $\mathcal{D}$ . Now we assume that the disk  $\mathcal{D}$  is uniformly rotating about the  $O'$  axis, with angular velocity  $\omega$ . In the space-time  $(\mathcal{M}, \boldsymbol{\eta})$  of Special Relativity, with  $\boldsymbol{\eta} = \text{diag}(-1, -1, -1, c^2)$ , the motion of the points  $P \in \partial\mathcal{D}$  with polar coordinates  $(\theta, t)$ , is given by world-lines  $\gamma_P : t \mapsto \gamma_\theta(t)$  that in coordinates  $(x, y, z, t)$  can be expressed as

$$\gamma_\theta(t) : (\rho \cos(\omega t + \theta), \rho \sin(\omega t + \theta), 0, t). \quad (1)$$

This congruence of time-like curves determines a cylinder  $\mathcal{C} \subset \mathcal{M}$ . On the cylinder  $\mathcal{C}$  both a metric  $\mathbf{g}$  induced by the metric  $\boldsymbol{\eta}$ , which in comoving coordinates  $(\theta, t)$  is

$$\mathbf{g} = -\rho^2 d\theta^2 - 2\omega\rho^2 dt d\theta + \alpha(\omega)^2 c^2 dt^2, \quad (2)$$

where

$$\alpha(\omega)^2 := 1 - (c^{-1}\omega\rho)^2, \quad (3)$$

and a Killing vector field  $\boldsymbol{\Gamma}$  given by a combination of a rotation and a time translation, that, at each point  $P = (\theta, t)$ , is  $\boldsymbol{\Gamma}(P) = \dot{\gamma}_P(t)$  are defined. The metric (2) is globally stationary

and locally static; therefore a *local* splitting of  $\mathcal{C}$  can be obtained using hypersurfaces locally orthogonal to the Killing field  $\mathbf{\Gamma}$  as in [10].

In general, for every two points  $A, B$ , joined by a geodesic  $\gamma(u)$ , being  $u$  a special parameter with  $\gamma(u_1) = A, \gamma(u_2) = B$ , there is a function  $\Omega(AB)$  —the world function in Synge's terminology, [11]— defined by

$$\Omega(A B) := \frac{1}{2} \int_{u_1}^{u_2} \mathbf{g}(\mathbf{v}, \mathbf{v}) ds \quad (4)$$

where  $\mathbf{v} = \dot{\gamma}(u)$  denotes the tangent vector to the geodesic  $\gamma(u)$ . Let us now consider, at the time  $t = t_1$ , a point  $O \in \partial\mathcal{D}$  and the world-line  $\gamma_o(t)$  corresponding to a curve in the congruence (1), with  $\theta = 0$ . On  $\gamma_o(t)$  one may build a field of non-inertial reference frames  $F'(t)$ . The proper time interval between two events  $P_0, P_1$  with coordinate-times  $t_1$  and  $t_2$  measured by the observer  $F'$  is given in terms of the world-function (4) as

$$\tau_2 - \tau_1 := c^{-1} \sqrt{2\Omega(P_0 P_1)} = \alpha(\omega)(t_2 - t_1). \quad (5)$$

Suppose that the rotating observer fixed on the circle  $\partial\mathcal{D}$  carries a device which emits, at the time  $t = 0$ , two photons in opposite directions along the periphery of the disk. The world-lines of both photons are the null helices

$$\gamma_{L\pm}(t) : (x_L = \rho \cos(\pm\varpi t), y_L = \rho \sin(\pm\varpi t), t = t), \quad (6)$$

where  $\pm\varpi$  denotes the angular speeds of the photons given by  $\varpi\rho = c$ , being the plus (resp. minus) sign associated to the photon moving in the same (resp. opposite) sense as the rotating disk.

At the initial time  $t = 0$  it is assumed that  $\gamma_o(0) = \gamma_L(0)$ . The world-line corresponding to each photon cuts the curve  $\gamma_o$  at times  $t_\pm^*$  for which it is satisfied the condition  $\gamma_L(t_\pm) = \gamma_o(t_\pm)$ . Therefore one obtains

$$t_\pm^* = \frac{2\pi}{\varpi \pm \omega}. \quad (7)$$

The relationship between proper time on  $\gamma_o$  and the inertial coordinate time given in (5) establishes that the proper time in  $F'$  runs slow with respect to an inertial one. Hence, using (7) one obtains

$$\tau_\pm = 2\pi \frac{\alpha(\omega)}{\varpi \mp \omega}. \quad (8)$$

The proper time increment measured by the observer  $F'$  among the arrival times of the two photons  $P_1 = \gamma_o(t_1)$  and  $P_2 = \gamma_o(t_2)$  is (see, e.g. [13]):

$$\tau_+ - \tau_- = \frac{4\omega S}{c^2} \alpha(\omega) \quad (9)$$

that, in the limit of small rotational speeds, takes the classical form given in [1]:

$$\tau_+ - \tau_- = \frac{4\omega S}{c^2} + O(c^{-3}) \quad (10)$$

where  $S = \pi r_0^2$  is the disk area.

The Sagnac time delay is the desynchronization of a pair of clocks after a complete round trip, which has been initially synchronized and sent by the rotating observer to travel in opposite directions, [6]. In this case, the time differences along a complete round trip on the periphery  $\partial\mathcal{D}$  of the disk, are not uniquely defined and the measurement of each one must be corrected by half the Sagnac time delay when compared with an identical clock remaining fixed at the initial position. After this correction is made, the global light speed is the same for the photon moving on  $\partial\mathcal{D}$  in opposite sense. This is in fact what is done in the Global Positioning System, [3]. Note, on the other hand, that if the readings of both clocks are not corrected by half the Sagnac time (9), one obtains an anisotropic velocity of light, as in [5].

### III. MEASUREMENT OF RELATIVE SPEEDS IN THE MINKOWSKI SPACE-TIME

Let us assume that at the time  $t = 0$ , in the inertial reference frame  $F$ , a non-inertial observer  $F'$  at a fixed point  $P_0 \in \partial\mathcal{C}$  emits a pulse of light in the same direction of the movement of the disk. The event  $P_0$  corresponds in the cylinder  $\mathcal{C}$  to the point with cylindrical coordinates  $(\theta, t) = (0, 0)$ . We now determine the relative speed of the ray of light with respect to the non-inertial frame  $F'$ .

The world-lines for the observer and the photon can be expressed in cylindrical coordinates, in the form

$$\gamma_o(t) : (\theta = 0, t = t), \quad \gamma_L(t) : (\theta = (\varpi - \omega)t, t = t) \quad (11)$$

respectively. The curve  $\gamma_o(t)$  is the time-like helix corresponding to a non-inertial observer fixed at the point  $O$  on the disk. The curve  $\gamma_L(t)$  describes the null helix of the photon co-rotating with the disk.

On the world-line  $\gamma_o$  one can determine a vector field  $\mathbf{\Lambda}$  such that the orthogonality condition  $\mathbf{g}(\mathbf{\Lambda}, \dot{\gamma}_o(t)) = 0$  is satisfied. For each point  $P$  on  $\gamma_o$  we build a space-like geodesic  $\gamma_s$  on the cylinder  $(\mathcal{C}, \mathbf{g})$ , corresponding to the initial data  $P, \mathbf{\Lambda}(P)$

$$\gamma_s : (\theta = (\varpi^2 - \omega^2) \omega^{-1} (t - t_0), t = t) . \quad (12)$$

The geodesic  $\gamma_s$  may be interpreted as the locus of locally simultaneous events on an arc of the circle  $\partial\mathcal{C}$  as seen by the rotating observer. For the construction of the simultaneity space  $\gamma_s$ , the hypothesis of locality given in [9] is used, which establishes the local equivalence of an accelerated frame and a local inertial frame with the same local speed. In this way a slicing of the cylinder  $\mathcal{C}$  through a family of sections  $\gamma_s$  orthogonal to the congruence of curves  $\gamma_p$  is obtained.

When the rotating frame reaches the point  $P_1 = (0, t_1)$  in the curve  $\gamma_o$ , the world-function  $\Omega(P_0 P_1)$  is the square of the proper time (up to a constant factor) between the events  $P_0$  and  $P_1$  of space-time, measured by the non-inertial observer. At the time  $t_1$  the photon lies on the point  $P_2$  of the local simultaneity space relative to the non-inertial rotating observer. Since both the non-inertial observer and the photon move on  $\partial\mathcal{C}$ , the corresponding points in space-time remain on the Minkowskian cylinder  $\mathcal{C}$ . Consider the point  $P_2$  given by the intersection of the curves  $\gamma_s$  and  $\gamma_L$ , (see Fig. 1):

$$P_2 = ((\varpi^2 - \omega^2) \varpi^{-1} t_0, (\varpi + \omega) \varpi^{-1} t_0) . \quad (13)$$

Using the metric (2), the world-function corresponding to the pairs of points  $(P_0, P_1)$  and  $(P_1, P_2)$ , calculated along the curves  $\gamma_o$  and  $\gamma_s$ , are

$$\Omega(P_0 P_1) = -\Omega(P_1 P_2) = ct_0 \alpha(\omega) . \quad (14)$$

respectively. Therefore, taking into account (5), the relative speed of the photon with respect to the non-inertial frame defined by

$$v_{L,o}^2 := -c^2 \frac{\Omega(P_1 P_2)}{\Omega(P_0 P_1)} , \quad (15)$$

coincides with  $c^2$ .

#### IV. FORMULATION OF THE PROBLEM ON CYLINDERS OF SMALL CURVATURE

Result (15) can be compared with that obtained by using the solution of geodesic triangles on the semi-Riemannian manifold  $(\mathcal{C}, \mathbf{g})$ . For this we consider a geodesic triangle  $P_0 P_1 P_2$  on a 2-manifold  $(\mathcal{C}, \mathbf{g})$  as shown in Fig. 2. For arbitrary points  $A$  and  $B$ , let  $\Omega_a(AB)$  denote the covariant derivative of (4) with respect to the coordinates of  $A$ , and denote by  $\Omega^a(AB)$  the vector associated to  $\Omega_a(AB)$  by means of the metric  $\mathbf{g}$ .

Let us assume that the Riemannian curvature of the cylinder  $\mathcal{C}$  is small and we will use the same notation as in [11], Chapter II. If  $\{\lambda_0(P_0), \lambda_1(P_0)\}$  is an orthonormal basis on  $T_{P_0}\mathcal{C}$ , one can build a field of reference frames on  $\mathcal{C}$  by parallel transport of this frame along all geodesics  $x^i(v)$  through  $P_0$ . On the field  $\{\lambda_0(P), \lambda_1(P)\}$ , the vector field  $V^i := \partial x^i / \partial v$ , tangent to one of these geodesics on an arbitrary point, has constant components  $V^{(a)} = V^i \lambda_i^{(a)}$ . On the other hand, the components of the symmetrized Riemann tensor

$$S_{ijkl} := -\frac{1}{3}(R_{ijkm} + R_{imjk}), \quad (16)$$

will be denoted by  $S_{(abcd)}$ .

For the geodesic triangle determined by the curves  $P_0 P_1 : \gamma_1(v)$ ,  $P_0 P_2 : \gamma_2(v)$  and  $P_1 P_2 : \gamma(u)$  (with  $u \in [u_1, u_2]$ ,  $v \in [0, \bar{v}]$ , see Fig. 2) a relationship between the world-functions of the sides of this triangle is obtained in [11]:

$$\Omega(P_1 P_2) = \Omega(P_0 P_1) + \Omega(P_0 P_2) - \Omega_a(P_0 P_1) \Omega^a(P_0 P_2) + \phi, \quad (17)$$

where

$$\phi := \frac{1}{6} \int_0^{\bar{v}} (\bar{v} - v)^3 D_v^4 \Omega dv \quad (18)$$

and  $D_v^4 \Omega$  denotes the covariant derivative of fourth order of the world-function  $\Omega(\gamma_1(v), \gamma_2(v))$  for an arbitrary  $v \in [0, \bar{v}]$ . An explicit approximate expression for  $\phi$  appears in [11] p. 73, written in terms of the Riemann tensor and its covariant derivatives. An application of this solution to build Fermi coordinates in general space-times of small curvature is given in [14]. In the problem considered in this work, the metric (2) is uniform on the cylinder  $\mathcal{C}$ , so that the covariant derivatives of the Riemann tensor are zero, and therefore expression (18) takes the form

$$\phi_0 = \frac{3}{(u_2 - u_1)^3} \int_0^{\bar{v}} \int_{u_1}^{u_2} q(u, v) [1122] du dv, \quad (19)$$

where  $q(u, v)$  is the polynomial

$$q(u, v) := (\bar{v} - v)^3((u_2 - u)^2 + (u - u_1)^2), \quad (20)$$

and symbol  $[1122]$ , defined as

$$[1122] := -\frac{1}{3}S_{(a_1 b_1 c_2 d_2)}V^{(a_1)}V^{(b_1)}V^{(c_2)}V^{(d_2)}, \quad (21)$$

is constant on  $\mathcal{C}$ , so that  $\phi_0$  vanishes. In (21)  $V^{(i_1)}, V^{(i_2)}$  are the components of  $V$  at points  $P_1, P_2$  respectively.

Therefore, up to terms of second order in the curvature, one obtains for the solution of the same triangle in the point  $P_1$

$$\Omega(P_0 P_2) = \Omega(P_1 P_0) + \Omega(P_1 P_2) - \Omega_a(P_1 P_0)\Omega^a(P_1 P_2), \quad (22)$$

where the covariant derivatives are calculated now at the point  $P_1$ . Now, since the geodesic  $P_0 P_2$  is null and the geodesics  $P_1 P_0$  and  $P_1 P_2$  are orthogonal in  $P_1$ ; then, from (22) one obtains

$$\Omega(P_1 P_2) = -\Omega(P_0 P_1) \quad (23)$$

Consequently, the ratio

$$v_{L,O}^2 := -c^2 \frac{\Omega(P_1 P_2)}{\Omega(P_0 P_1)}, \quad (24)$$

coincides with (15). Note that if one considers a non circular cylinder  $\mathcal{C}'$  of small curvature, with metric tensor  $\mathbf{g}(P)$  depending on the point  $P \in \mathcal{C}'$ , then the term  $\phi$  in (17) is not necessarily zero.

## V. REDUCTION TO THE MINKOWSKIAN PLANE

In this section, we will see that the rotating observer on the disk has a specific characteristic which other different non-inertial observers do not have in general. In the first place, it is observed that expression (5), which relates the proper time  $\tau$  of a non-inertial observer fixed on the rotating disk (moving with constant angular speed  $\omega$ , such that  $\omega\rho = v$ ) to the coordinate time  $t$ , coincides with the expression relating the inertial observer's time to the time of another inertial reference frame boosted with rectilinear speed  $v$ . Then one concludes that only by measuring proper time, a rotating observer will not be able to determine the



local inertial or non-inertial character of the frame rotating uniformly on the disk. The only magnitude that he will be able to measure in that case is the speed modulus  $v$ .

Now, let us consider a boosted rectilinear inertial frame  $K$ . To measure the speed of a photon moving in the same direction as  $K$  with respect to this frame we consider the configuration shown in Fig. 3. Here  $\gamma'_O$  represents the straight line described by the observer (we are assuming that the speed is  $v$ ) in a Minkowskian plane  $(\mathcal{P}, \boldsymbol{\eta})$ . On the other hand, the null straight line  $\gamma'_L$  represents the trajectory that one photon describes, and, finally, the line  $\gamma'_S$  is the space-like straight line of events simultaneous to the emission event of the photon. This line is everywhere  $\eta$ -orthogonal to the observer line at the event  $P'_1 : (vt_0, t_0)$ . Explicitly, taking  $P'_0 = (0, 0)$ , these curves are given by

$$\gamma_L : (x = ct, t), \quad \gamma_S : (x = tv^{-1}c^2 - t_0\alpha^2(v), t) \quad (25)$$

where now  $\alpha(v)^2 := 1 - v^2/c^2$ . This can be verified directly from Fig. 3.

Moreover, point  $P'_2$  at which  $\gamma'_S$  cuts to  $\gamma'_L$  has the coordinates

$$P'_2 : (t_0(c + v), c^{-1}t_0(c + v)). \quad (26)$$

Therefore, keeping in mind again that  $P'_1 = (vt_0, t_0)$ , one obtains that the distances between  $P'_1$  and  $P'_2$  along  $\gamma'_L$  and between  $P'_0$  and  $P'_1$  along  $\gamma'_O$  are

$$-\tilde{\Omega}(P'_1P'_2) = \tilde{\Omega}(P'_0P'_1) = \alpha(v)ct_0 \quad (27)$$

where  $\tilde{\Omega}(AB)$  denotes the world-function associated to points  $A, B$  and the metric  $\boldsymbol{\eta}$ . The relative speed between the light ray and the boosted rectilinear inertial observer, defined through the ratio

$$v_{L,O'}^2 = -c^2 \frac{\tilde{\Omega}(P'_1P'_2)}{\tilde{\Omega}(P'_0P'_1)}, \quad (28)$$

coincides with  $c^2$ .

The identity between these expressions and those obtained before in Sec. III is clear. Indeed if  $v$  is substituted for  $\omega\rho$  those expressions are coincident. The fact that the values of  $\tilde{\Omega}(P'_0P'_1)$  and  $\tilde{\Omega}(P'_1P'_2)$  coincide with the values  $\Omega(P_0P_1)$  and  $\Omega(P_1P_2)$  obtained in the problem solved on the cylinder is due to a local isometry between the Minkowskian plane  $(\mathcal{P}, \boldsymbol{\eta})$ , which contains the line of universe of the boosted rectilinear inertial observer, and the Minkowskian cylinder  $(\mathcal{C}, \boldsymbol{g})$ , which contains the world-line of the non-inertial rotating frame. Explicitly, this isometry can be built as follows.

As pointed out at the beginning of this section, the non-inertial rotating observer on the disk has a specific characteristic which other different non-inertial observers do not have, in general. In this case expression (5), relating the proper time  $\tau$  and the coordinate time  $t$ , is the same as that in special relativity. This allows to build an isometry between cylinder  $\mathcal{C}$  and the plane  $\mathcal{P}$  as follows.

Let  $\phi : \mathcal{U} \subset \mathcal{C} \rightarrow \mathcal{P}$  be a smooth map between a neighborhood of  $\mathcal{U}$  which contains the geodesic triangle considered above and the plane  $\mathcal{P}$ . Denote by  $T_P\mathcal{C}$  and  $T_{\phi(P)}\mathcal{P}$  the tangent spaces to  $\mathcal{C}$  and  $\mathcal{P}$  at the points  $P, \phi(P)$  respectively. The map  $\phi$  is such that its differential,  $d\phi : T_P\mathcal{C} \rightarrow T_{\phi(P)}\mathcal{P}$ , is a linear isometry for every point  $P \in \mathcal{U}$ :

$$\boldsymbol{\eta}(d\phi(\mathbf{v}), d\phi(\mathbf{w})) = \mathbf{g}(\mathbf{v}, \mathbf{w}), \quad (29)$$

for every  $\mathbf{v}, \mathbf{w} \in T_P\mathcal{C}$ . Let us consider a map  $\phi$  such that  $\phi(t, \theta) = (t, x(t, \theta))$ . We determine a function  $x(t, \theta)$  satisfying condition (29). This function is determined through the partial differential system

$$\frac{\partial x}{\partial t} = \omega\rho, \quad \frac{\partial x}{\partial \theta} = \rho, \quad (30)$$

whose solution is the function  $x(t, \theta) = \rho(\omega t + \theta)$ . Therefore an isometry as

$$\phi : (t, \theta) \longmapsto (t, \rho(\omega t + \theta)), \quad (31)$$

maps  $(\mathcal{C}; \mathbf{g})$  into  $(\mathcal{P}; \boldsymbol{\eta})$ , retaining the same coordinate time in both manifolds.

The geodesic triangle of vertices  $P_0, P_1, P_2$  in  $\mathcal{C}$  is mapped into the straight triangle  $P'_0, P'_1, P'_2$  in  $\mathcal{P}$ . Therefore, it is possible to translate the problem of measuring the speed of light with respect to a non-inertial reference frame, which describes a circumference rotating uniformly, to the problem of measuring the speed of light by an inertial reference frame, being the velocity equal to  $c$  in both cases. By means of this local isometry, for the point  $P_2$  on the cylinder there exists a corresponding  $P'_2$  in the plane, which has the same coordinates as the event  $P_2$ , obtained in Sec. III by means of the hypothesis of locality with the slicing of  $\mathcal{C}$ .

Returning to the initial problem of two photons describing the periphery of a rotating disk in opposite senses, it is observed that one obtains the same result for both photons, as it may be verified solving the corresponding problem on the Minkowskian plane, where the speed of light is independent of the direction followed by the photons.

## VI. CONCLUDING REMARKS

In [6, 13], using the locus of events locally simultaneous to the non-inertial rotating observer (given by space-like helices in a Minkowski space-time), it is shown that the speed of light measured by a non-inertial observer fixed on the disk always turns out to be  $c$  both locally and globally. The local isometry (31), shows how this coincidence is obtained. In fact, this local isometry allows to calculate relative speeds (24) and (28) in the problem of the rotating disk, mapping the problem to another one established in the simply connected Minkowskian plane.

From the above reasoning, one observes that although the observer is non-inertial this is not reflected on the measurements of relative speeds. This is because the module of the centripetal acceleration  $\omega^2 \rho \alpha(\omega)^{-1}$  of the observer coincides with the module of the normal curvature of the world-line of the observer on the cylinder  $(\mathcal{C}, \mathbf{g})$ . A rotating observer corresponds to a Killing trajectory, so its world-line is a geodesic on this cylinder. Moreover, the Gaussian curvature of the cylinder is zero. So, the non-inertiality of the rotating observer is not reflected in the measurement procedure, because this is only based on the first fundamental form of the cylinder.

Finally, we remark that the frame of reference considered in the problem of a rotating disk is very special, so the problem can be established on a circular cylinder. A more general case would be, for example, that of a deformable closed loop filament moving and preserving a non-circular shape. In this case the axial symmetry is lost and in solution (15) residual terms depending on the curvature must be taken into account.

### Acknowledgments

The authors wish to thank A. Tartaglia for a discussion on the subject of this work. This work was completed with the support of the Junta de Castilla y León (Spain), project VA014/02.

- 
- [1] G. Sagnac, C.R. Acad. Sci. Paris **157**, 708 (1913).
  - [2] E.J. Post, Rev. Mod. Phys. **39**, 475, (1967); G.E. Stedman, Rep. Prog. Phys. **60**, 615 (1997).
  - [3] D. Allan, N. Ashby and M. Weiss, Science **228**, 69 (1985).
  - [4] J.F. Corum, J. Math. Phys. **18**, 770 (1977). J.-F. Pascual-Sánchez, Summaries of workshop D.1 at 14th International conference on General Relativity and Gravitation, Florence, 1995, (unpublished).
  - [5] F. Selleri, Found. Phys. Lett. **10**, 73 (1997); A. Peres, Phys. Rev. D **18**, 2173 (1978).
  - [6] G. Rizzi and A. Tartaglia, Found. Phys. **28**, 1663 (1998).
  - [7] A. Ashtekar, J. Math. Phys. **16**, 341 (1975); A. Tartaglia, Phys. Rev. D **58**, 064009 (1998).
  - [8] S. Kopeikin and G. Schäfer, Phys. Rev. D **60**, 124002 (1999).
  - [9] B. Mashhoon, Phys. Lett. A **145**, 147 (1990); A. Tartaglia, in *Reference Frames and Gravitomagnetism*, edited by J.-F. Pascual-Sánchez, L. Floría, A. San Miguel, F. Vicente, (World Scientific, Singapore, 2001).
  - [10] L. Landau and E. Lifshitz, *The Classical Theory of Fields*, (Pergamon Press, Oxford, 1971)
  - [11] J.L. Synge, *Relativity: The General Theory*, (North-Holland, Amsterdam, 1960)
  - [12] Ø. Grøn, Am. J. Phys. **43**, 869 (1975); Found. Phys. **10**, 499 (1980); T. E. Phipps, Found. Phys. **10**, 289 (1980); **10**, 811 (1980); D. Dieks, Eur. J. Phys. **12**, 253 (1991).
  - [13] J. Anandan, Phys. Rev. D **24**, 338 (1981).
  - [14] J.M. Gambi, P. Romero, A. San Miguel and F. Vicente, Int. J. Theor. Phys. **30**, 1097 (1991).

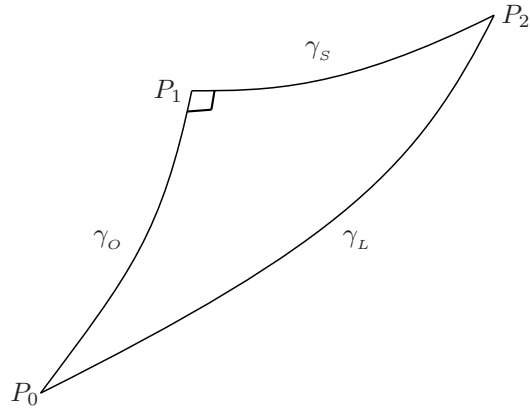


FIG. 1:

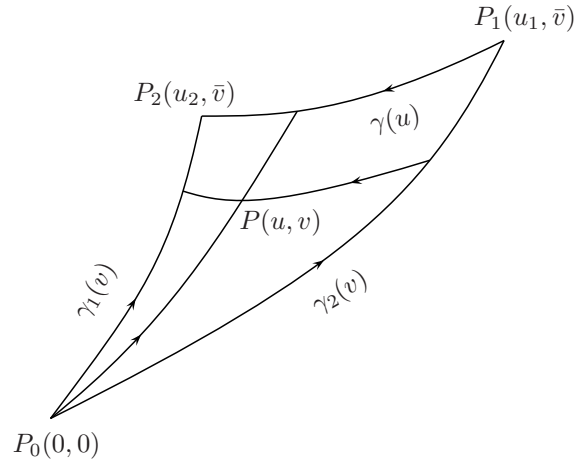


FIG. 2:

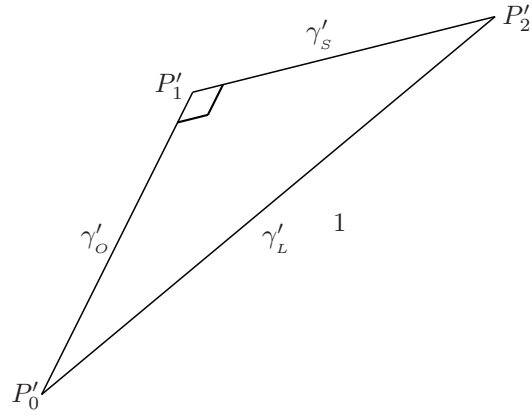


FIG. 3:

## Figure captions

Figure 1

Geodesic triangle on the cylinder  $(\mathcal{C}, \mathbf{g})$ .  $\gamma_o, \gamma_L$  denote, respectively, the world-line of the observer and the photon.  $\gamma_S$  represents the simultaneity space at the point  $P_1$ .

Figure 2

Geodesic triangle on a cylinder with small curvature. The family of curves  $\gamma(v)$  emanating from the point  $P_0$ , are geodesics parametrized by  $u \in [0, \bar{v}]$ . Transversal curves are geodesics parametrized by  $u \in [u_1, u_2]$ .

Figure 3

Geodesic triangle on the Minkowskian plane  $(\mathcal{P}, \boldsymbol{\eta})$ .  $\gamma'_o, \gamma'_L$  denote, respectively, the world-line of the observer and the photon.  $\gamma'_S$  represents the simultaneity space at the point  $P'_1$ .