

A cosmological model in Weyl-Cartan spacetime:

II. Magnitude-redshift relation

Dirk Puetzfeld

Institute for Theoretical Physics, University of Cologne, 50923 Köln, Germany

E-mail: dp@thp.uni-koeln.de

Abstract. In this second part of our series of articles on alternative cosmological models we investigate the observational consequences for the new Weyl-Cartan model proposed earlier. We review the derivation of the magnitude-redshift relation within the standard FLRW model and characterize its dependence on the underlying cosmological model. With this knowledge at hand we derive the magnitude-redshift relation within our new Weyl-Cartan model. We search for the best-fit parameters by using the combined data set of 92 SNe of type Ia as compiled by Wang, which is based on recent supernova data of Perlmutter *et al* and Riess *et al*. Additionally, we compare our best-fit parameters with the results of several other groups which performed similar analysis within the standard cosmological model as well as in non-standard models.

Submitted to: *Class. Quantum Grav.*

PACS numbers: 04.50.+h, 98.80-k, 98.80.Hw, 98.80.Es

1. Introduction

This article represents the second part of our series on cosmological models within alternative gravity theories. In the first part [8], we presented a cosmological model in Weyl-Cartan spacetime which is no longer tied to a Riemannian spacetime and is based on an alternative gravity theory, so-called metric-affine gravity (MAG), which was essentially developed by Hehl *et al* and has been extensively reviewed in [9]. In [8] we derived the field equations of our new model and provided exact solutions for a rather broad class of parameters. We were able to show that it is possible to construct models in which the non-Riemannian quantities die out with time.

Within this work we investigate the observational consequences of the new model, and try to rule out if it is compatible with current observations. As becomes clear from the title we are interested in the derivation of the so-called magnitude-redshift relation, which establishes a relation between the luminosity and distance of a given object and the parameters within the underlying cosmological model. This relation was successfully used to extract parameters within the cosmological standard model, also known as Friedman-Lemaître-Robertson-Walker (FLRW) model [1, 4], which is based on General Relativity (GR).

Recent observations [11, 12, 13, 14, 15] of type Ia supernovae, which are believed to be some kind of *standard candles*, led to the unexpected discovery that we seem to live in an universe which is currently undergoing an accelerated phase of expansion [13, 15]. The availability of a data set incorporating over 90 type Ia supernovae has turned the magnitude-redshift relation into a cosmological test which must be passed by any new model. It is interesting to test if predictions, like the one that the expansion of the universe is currently accelerating, still hold in case of our Weyl-Cartan model. Therefore we put special emphasis on the model dependence of certain assumptions which are made during the derivation of the magnitude-redshift relation. It is noteworthy that the analysis of the SNe data led to a renewed interest in the cosmological constant λ within the cosmological standard model. Since the cosmological constant seems to be a concept which re-emerges periodically within cosmology it is interesting to figure out if it is also inevitable for the description of the data within an alternative model. Note that there are also several efforts, cf. [27, 29, 30] e.g., to cope with the new observational situation, which do not focus on a change of the underlying cosmological model.

Although parts of this work are based on the results obtained in [8], it should also be of use for the reader who wants to learn more about the derivation and the use of the magnitude-redshift relation within the standard FLRW model. At this point we like to mention that the model in Weyl-Cartan spacetime still has toy model character, since many important issues are not yet worked out. Hence this article represents a first attempt to rule out whether our new model is viable when confronted with the currently available observational data from the type Ia supernovae.

The plan of the paper is as follows. In section 2 we review some standard concepts of the FLRW model and introduce the notions and assumptions which are necessary to

derive the magnitude-redshift relation within this model. In section 3 we make use of these results in order to derive this relation within the new Weyl-Cartan model. We perform fits within the FLRW as well as within the Weyl-Cartan model to the combined data set of Wang [24] in section 4. Finally, we compare our results with the results of several other groups who performed similar analysis within the FLRW as well as in non-standard model and draw our conclusion in section 5. In Appendix A, we provide an overview over the units used throughout the preceding sections.

2. Magnitude-redshift relation within the cosmological standard model

In this section we present a short derivation of the magnitude-redshift relation within the standard FLRW model. The results obtained here will be of use when we perform our analysis within the new Weyl-Cartan model in the next section. In particular we will stress the model dependence of the magnitude-redshift relation in the following section, especially its entanglement with the field equations. Since the upcoming derivation of the field equations can be found in every standard textbook on cosmology we keep ourselves rather short. For further reading the reader is referred to [1, 4].

2.1. Field equations

The assumption of homogeneity and isotropy leads to the so-called Robertson-Walker metric as starting point. Using spherical coordinates (t, r, θ, ϕ) and the coframe

$$\vartheta^0 = dt, \quad \vartheta^1 = \frac{S(t)}{\sqrt{1 - kr^2}} dr, \quad \vartheta^2 = S(t) r d\theta, \quad \vartheta^3 = S(t) r \sin \theta d\phi, \quad (1)$$

the line element is given by

$$ds^2 = -\vartheta^0 \otimes \vartheta^0 + \vartheta^1 \otimes \vartheta^1 + \vartheta^2 \otimes \vartheta^2 + \vartheta^3 \otimes \vartheta^3. \quad (2)$$

The function $S(t)$ is the cosmic scale factor, and k can be chosen to be $+1$, -1 , or 0 for spaces of constant positive, negative, or zero spatial curvature, respectively. The only thing missing in order to set up the field equations is an appropriate matter model. Following the cosmological standard model, we assume that matter is smoothly smeared out over the whole spacetime. Thus, we choose the energy-momentum 3-form of an ideal fluid with pressure p , energy-density μ , and four-velocity u^α , i.e.

$$\Sigma_\alpha^{\text{fluid}} = \Sigma_{\alpha\beta} \eta^\beta, \quad (3)$$

where $\eta^\alpha := \star \vartheta^\alpha$ and

$$\Sigma^{\alpha\beta} = (\mu + p) u^\alpha u^\beta + p g^{\alpha\beta}. \quad (4)$$

The Einstein field equations with cosmological constant read:

$$\eta_{\alpha\beta\gamma} \wedge \tilde{R}^{\beta\gamma} + 2\lambda \eta_\alpha = 2\kappa \Sigma_\alpha^{\text{fluid}}. \quad (5)$$

Here $\tilde{R}_{\alpha\beta}$ denotes the Riemannian curvature 2-form, $\eta^{\alpha\beta\gamma} := \star (\vartheta^\alpha \wedge \vartheta^\beta \wedge \vartheta^\gamma)$, λ is the cosmological constant, and κ is the gravitational coupling constant. Insertion of the

Roberston-Walker metric yields the following set of field equations (the dot denotes differentiation with respect to t)

$$\left(\frac{\dot{S}}{S}\right)^2 + \frac{k}{S^2} - \frac{\lambda}{3} = \frac{\kappa}{3}\mu, \quad (6)$$

$$2\frac{\ddot{S}}{S} + \left(\frac{\dot{S}}{S}\right)^2 + \frac{k}{S^2} - \lambda = -\kappa p. \quad (7)$$

Hence the field equations (5) turned into a set of ordinary differential equations for the scale factor $S(t)$. The set of additional unknown parameters λ , k , μ , and p depends on the model we decide to consider. Note that μ and p are related by an equation of state (eos) $p = p(\mu)$.

In addition to the field equations (6)-(7) we have one Noether identity, which takes the following form in a Riemannian spacetime

$$D\Sigma_\alpha = 0. \quad (8)$$

Let us assume that the equation of state takes the form $p(t) = w \mu(t)$, with $w = \text{const.}$ Using (1)–(2), and (3), equation (8) turns into

$$\dot{\mu}S = -3\dot{S}(\mu + p) \stackrel{p=w\mu}{\Rightarrow} \mu = \varkappa_1 S^{-3(1+w)}. \quad (9)$$

Thus, we have found a relation between the energy density and the scale factor, which depends on the constant w in the equation of state and an integration constant \varkappa_1 .

2.2. Critical density

In case of a flat universe, $k = 0$, the Hubble function $H := \dot{S}/S$ and the density μ are related via a unique function $\mu_c = \mu(H)$, which is often called the *critical density*. The critical density is obtained via the first Friedman equation (6), in case of a vanishing cosmological constant we have[‡]

$$H^2 + \frac{k}{S^2} = \frac{\kappa}{3}\mu = \frac{8\pi G}{3}\mu \stackrel{k=0}{\Rightarrow} \mu_c := \frac{3H^2}{8\pi G}. \quad (10)$$

This quantity is called critical density because of its character to distinguish between a open, flat, or closed universe, i.e.

$$\mu = \left(H^2 + \frac{k}{S^2}\right) \frac{3}{8\pi G} \Rightarrow \mu_{k=-1} < \mu_c < \mu_{k=1}. \quad (11)$$

As we can infer from (10) the critical density is determined by measuring the current value of the Hubble function. Let us introduce the dimensionless *density parameter* Ω_w , which represents the relationship between the actual and the critical density

$$\Omega_w = \frac{\mu}{\mu_c} = \frac{8\pi G}{3H^2}\mu = \frac{\kappa}{3H^2}\mu. \quad (12)$$

[‡] Note that we make use of natural units (cf. Appendix A), i.e. $\hbar = c = 1$. Thus, the gravitational coupling constant becomes $\kappa = 8\pi G$.

Note that we use w as an index since we did not specify the underlying equation of state. In case of a non-vanishing cosmological constant λ the first Friedman equation might be written in terms of a total density parameter which encompasses both contributions, i.e. $\Omega_{\text{total}} = \Omega_w + \Omega_\lambda := \frac{\kappa}{3H^2}\mu + \frac{\lambda}{3H^2}$, yielding

$$H^2 + \frac{k}{S^2} - \frac{\lambda}{3} = \frac{\kappa}{3}\mu \quad \Leftrightarrow \quad \Omega_{\text{total}} - 1 = \frac{k}{S^2 H^2}. \quad (13)$$

Note that the value of total density parameter distinguishes between the three possible geometries of the 3-dimensional subspace, i.e.

$$\Omega_{\text{total}} \begin{cases} < 1 \\ = 1 \\ > 1 \end{cases} \Rightarrow k \begin{cases} < 0 & \text{open} \\ = 0 & \text{flat} \\ > 0 & \text{closed} \end{cases}. \quad (14)$$

2.3. Redshift

Maybe one of the most striking properties of the cosmological standard model is the redshift due to the global expansion. In the following we will focus on its derivation by using our ansatz for the metric from equations (1)–(2).

The first assumption we make is that the propagation of light coming from a distant object, a galaxy e.g., can be treated as a classical wave phenomenon. With $r = r_1$ being the radial coordinate of the object, $r = r_0$ coordinate of the observer, $t = t_1$ time at which wave is emitted, and $t = t_0$ at which the light is detected at $r = r_0$, the Robertson-Walker line element yields

$$ds^2 = 0 \stackrel{\theta=\phi=\text{const}}{\Rightarrow} \int_{t_1}^{t_0} \frac{dt}{S(t)} = \int_{r_0}^{r_1} \frac{dr}{\sqrt{1 - kr^2}}. \quad (15)$$

Thus, we gained a relation between the coordinate distance and the time, setting $r_0 = 0$ we obtain

$$\int_0^{r_1} \frac{dr}{\sqrt{1 - kr^2}} = f(r_1) = \int_{t_1}^{t_0} \frac{dt}{S(t)}. \quad (16)$$

Shifting the time of the emission $t_1 \rightarrow t_1 + \delta t_1$ will result in a shift of the detection time, i.e. $t_0 \rightarrow t_0 + \delta t_0$. Since the lhs of (16) does not depend on the emission or detection time we can infer

$$\int_{t_1}^{t_0} \frac{dt}{S(t)} = \int_{t_1 + \delta t_1}^{t_0 + \delta t_0} \frac{dt}{S(t)} \quad \Leftrightarrow \quad \int_{t_0}^{t_0 + \delta t_0} \frac{dt}{S(t)} = \int_{t_1}^{t_1 + \delta t_1} \frac{dt}{S(t)} \quad (17)$$

$$\delta t_{0,1} \ll t_{0,1} \rightarrow S(t) = \text{const} \Rightarrow \frac{\delta t_0}{S(t_0)} = \frac{\delta t_1}{S(t_1)}. \quad (18)$$

Interpreting $\delta t_{0,1}$ as the times between two wave crests at emission and at detection, i.e. relating them to the wavelength $\delta t_{0,1} \sim \lambda_{0,1}$, one obtains

$$\frac{\lambda_1}{\lambda_0} = \frac{S(t_1)}{S(t_0)}. \quad (19)$$

Using the common astronomical definition of the redshift, i.e.

$$z := \frac{\lambda_0}{\lambda_1} - 1 \rightarrow \begin{cases} > 0 & \text{redshifted} \\ < 0 & \text{blueshifted} \end{cases}, \quad (20)$$

we find the following relation between the scale factor and the redshift in a Robertson-Walker spacetime

$$1 + z = \frac{S(t_0)}{S(t_1)}. \quad (21)$$

Thus, if the universe is expanding, then distant sources should be redshifted. Note that the derivation presented above makes use of three crucial assumptions: (i) the paths of photons are completely determined by the metric, (ii) the dispersion relation $\lambda\nu = c$ is valid at all times, and (iii) the observed wavelengths are small compared to the size of the universe.

Let us now derive an alternative form of the Friedman equation. For that purpose we make use of the expression for the redshift (21), and the relation between the scale factor and the density (9). With $\Omega_k := -\frac{k}{S^2 H^2}$ equation (13) turns into

$$\Omega_w + \Omega_\lambda + \Omega_k = 1. \quad (22)$$

For normal matter ($w = 0$) we can rewrite the Friedman equation as follows

$$\begin{aligned} H^2 &= \frac{\kappa}{3} \mu_m - \frac{k}{S^2} + \frac{\lambda}{3} \stackrel{(9)}{\Rightarrow} H^2 = \frac{\kappa}{3S^3} - \frac{k}{S^2} + \frac{\lambda}{3}, \\ \stackrel{(21)}{\Rightarrow} H^2 &= H_0^2 \left[\frac{\kappa}{3H_0^2} \mu_{m0} (1+z)^3 - \frac{k}{S_0^2 H_0^2} (1+z)^2 + \frac{\lambda}{3H_0^2} \right], \\ \stackrel{(22)}{\Rightarrow} H^2 &= H_0^2 \left[(1+z)^2 (1+z\Omega_{m0}) - z(2+z)\Omega_{\lambda0} \right]. \end{aligned} \quad (23)$$

Here and throughout the rest of the paper we denote present values of certain quantities, i.e. at the time t_0 , by an index 0. The Hubble parameter in terms of the redshift reads

$$H = \frac{d}{dt} \log \left(\frac{S}{S_0} \right) = \frac{d}{dt} \log \left(\frac{1}{1+z} \right) = -\frac{1}{1+z} \frac{dz}{dt} \quad (24)$$

$$\stackrel{(23)}{\Rightarrow} \frac{dt}{dz} = -H_0^{-1} (1+z)^{-1} \left[(1+z)^2 (1+z\Omega_{m0}) - z(2+z)\Omega_{\lambda0} \right]^{-\frac{1}{2}}. \quad (25)$$

Before we proceed with the derivation of the luminosity distance in the FLRW model, we note that there is a remarkable connection between the density parameters and the so-called deceleration parameter q . The deceleration parameter, which is commonly introduced when one expands the scale factor around a certain time (cf. [1]), is defined as follows

$$q := -\frac{\ddot{S}S}{\dot{S}^2} = -\frac{\ddot{S}}{H^2 S} = \frac{d}{dt} H^{-1} - 1. \quad (26)$$

Thus, in case of a FLRW model which contains only usual matter and a cosmological constant, cf. equation (23), the deceleration factor at present time is given by the simple expression

$$q_0 = \frac{\Omega_{m0}}{2} - \Omega_{\lambda0}. \quad (27)$$

2.4. Luminosity distance

In order to assign a distance to objects one introduces the so-called luminosity distance, using the fact that the light from objects far away from us appears fainter than the light from nearby ones. The astronomical definition reads

$$\begin{aligned} d_{\text{luminosity}} &:= \left(\frac{\text{energy per time produced by source}}{\text{energy per time per area detected by observer}} \right)^{\frac{1}{2}} \\ &= \left(\frac{\text{luminosity}}{4\pi \times \text{flux}} \right)^{\frac{1}{2}} = \left(\frac{\check{L}}{4\pi \check{F}} \right)^{\frac{1}{2}}. \end{aligned} \quad (28)$$

Thus, by measuring \check{F} and with knowledge of \check{L} (via a standard candle, a supernova e.g.) we are able to determine the distance $d_{\text{luminosity}}$. Of course this distance definition implies that we know how much light is emitted by the source at least during a specific time interval. We will not investigate this question here any further since the search for an appropriate model of the source belongs to the realm of astrophysics (a discussion of type Ia supernova models can be found in [26]). The question we have to ask ourselves is: How is the luminosity distance related to parameters within the FLRW model? Since energy is conserved the following equation is supposed to hold

$$\check{L} \delta t_1 \delta \lambda_1 = \check{F} \delta t_0 \delta \lambda_0 A_0, \quad (29)$$

here A denotes the area of the 2-sphere at the detection time $t = t_0$, and $\delta t_{0,1}$, and $\delta \lambda_{0,1}$ the different length and time scales at emission and detection due to global expansion. The distance d_{FLRW} between an object at $r = r_1$, which emits light at $t = t_1$, and an observer at $r = r_0 = 0$, who detects the light at $t = t_0$, is given by

$$d_{\text{FLRW}} = S(t_0) r_1 \quad \Rightarrow \quad A_0 = 4\pi d_{\text{FLRW}}^2 = 4\pi S^2(t_0) r_1^2. \quad (30)$$

Thus, with the help of equations (19)–(21) the observed flux can be expressed in the following form

$$\check{F} = \frac{\check{L}}{4\pi S^2(t_0) r_1^2} \frac{\delta t_1 \delta \lambda_1}{\delta t_0 \delta \lambda_0} \stackrel{(19)+(21)}{=} \frac{\check{L}}{4\pi S^2(t_0) r_1^2} (1+z)^{-2}. \quad (31)$$

Comparison with (28) yields

$$d_{\text{luminosity}} = S(t_0) r_1 (1+z). \quad (32)$$

Additionally one wants to replace r_1 by the scale factor S . We make use of equation (16) and obtain

$$\begin{aligned} f(r_1) &= \int_0^{r_1} \frac{dr}{\sqrt{1 - kr^2}} = \int_{t_1}^{t_0} \frac{dt}{S(t)} = \begin{cases} \arcsin(r_1) & k = +1 \\ r_1 & k = 0 \\ \operatorname{arcsinh}(r_1) & k = -1 \end{cases} \quad \text{for } k = 0, \\ \Rightarrow r_1 &= \begin{cases} \sin\left(\int_{t_1}^{t_0} \frac{dt}{S(t)}\right) & k = +1 \\ \int_{t_1}^{t_0} \frac{dt}{S(t)} & \text{for } k = 0 \\ \sinh\left(\int_{t_1}^{t_0} \frac{dt}{S(t)}\right) & k = -1 \end{cases}, \end{aligned}$$

$$\Rightarrow d_{\text{luminosity}} = S(t_0) (1+z) \times \begin{cases} \sin\left(\int_{t_1}^{t_0} \frac{dt}{S(t)}\right) & k = +1 \\ \int_{t_1}^{t_0} \frac{dt}{S(t)} & \text{for } k = 0 \\ \sinh\left(\int_{t_1}^{t_0} \frac{dt}{S(t)}\right) & k = -1 \end{cases} \quad (33)$$

Thus, we are able to express r_1 via the scale factor. In order to derive r_1 explicitly we need a solution of the Friedman equations, which of course depends on the cosmological model, i.e. the choice of the parameters in (6)–(7), we decide to consider. Note that we did not make use of the field equations of the underlying gravity theory up to this point. This fact will be crucial when we derive an expression for the luminosity distance within a cosmological model which is not based on general relativity in the next section. As we will show in the following subsection there is an elegant way to rewrite the luminosity terms of the density parameters, which makes use of the expression for the Hubble parameter as derived in equation (23). Note that this is the point when the field equations come into play.

Special case In case of a Friedman model which contains only normal matter and a contribution from the cosmological constant one can express the luminosity distance as a function redshift and the model parameters. As we will show below, this expression is used when one wants to perform fits to observational data. Again we make use of the Robertson-Walker line element, i.e.

$$\begin{aligned} \frac{dr}{\sqrt{1-kr^2}} &= \frac{dt}{S} \quad \stackrel{(21)}{\Leftrightarrow} \quad \frac{S_0}{\sqrt{1-kr^2}} dr = (1+z) dt, \\ \stackrel{(25)}{\Rightarrow} S_0 \int_0^{r_1} \frac{dr}{\sqrt{1-kr^2}} &= H_0^{-1} \int_0^{z_1} \frac{dz}{\sqrt{(1+z)^2 (1+z\Omega_{m0}) - z(2+z)\Omega_{\lambda0}}}, \\ \Rightarrow \Theta^{-1}[r_1] &= (H_0 S_0)^{-1} \int_0^{z_1} \frac{dz}{\sqrt{(1+z)^2 (1+z\Omega_{m0}) - z(2+z)\Omega_{\lambda0}}}, \\ \Rightarrow d_{\text{luminosity}} &= S_0 (1+z) \Theta \left[(H_0 S_0)^{-1} \int_0^z F[\tilde{z}] d\tilde{z} \right]. \end{aligned} \quad (34)$$

Where we made use of the following definitions $\Theta[x] := \begin{cases} \sin(x) & k = +1 \\ x & \text{for } k = 0 \\ \sinh(x) & k = -1 \end{cases}$ and

$F[\tilde{z}] := [(1+\tilde{z})^2 (1+\tilde{z}\Omega_{m0}) - \tilde{z}(2+\tilde{z})\Omega_{\lambda0}]^{-\frac{1}{2}}$. If we make use of the definition of Ω_k we can rewrite equation (34) as follows:

$$\begin{aligned} d_{\text{luminosity}} &= \frac{(1+z)}{H_0 \sqrt{|\Omega_{k0}|}} \Theta \left[\sqrt{|\Omega_{k0}|} \int_0^z F[\tilde{z}] d\tilde{z} \right] \\ &\stackrel{(22)}{=} \frac{(1+z)}{H_0 \sqrt{|1-\Omega_{m0}-\Omega_{\lambda0}|}} \Theta \left[\sqrt{|1-\Omega_{m0}-\Omega_{\lambda0}|} \int_0^z F[\tilde{z}] d\tilde{z} \right]. \end{aligned} \quad (35)$$

Thus, within a Friedman model with normal matter and cosmological constant the luminosity distance turns out to be function of the corresponding density parameters,

Table 1. Assumptions made up to this point.

Ansatz/Assumption	Equation
General Relativity as underlying gravity theory	(5)
Metric is of Robertson-Walker type (i.e. homogeneity and isotropy)	(1)–(2)
Photons follow null curves (i.e. are determined by the metric)	(15)
Observed wavelengths small compared to size of the universe	(18)
Dispersion relation valid at all times, and peculiar movement of the source neglectable	(19)
Sources of known constant absolute magnitude	(36)
Photons travel unimpeded between source and observer, i.e. no gravitational potentials or dust between source and observer	(1)–(4)

the Hubble constant, and the redshift, i.e. $d_{\text{luminosity}} = d_{\text{luminosity}}(z, H_0, \Omega_{\text{m}0}, \Omega_{\lambda 0})$. Note that this is a remarkable results since $d_{\text{luminosity}}$ depends only on the present day values of the parameters within the model and the redshift.

2.5. Magnitude-redshift relation

Due to historical reasons astrophysicists often use the so-called magnitude as unit for the luminosity of a stellar object. The relation between the distance-redshift relation and the so-called magnitude-redshift relation (cf. [3, 11, 12]) is given by

$$\begin{aligned}
 m(z, H_0, \Omega_0, \Omega_{\lambda 0}, w, M) &:= M + 5 \log \left(\frac{d_{\text{luminosity}}}{\text{length}} \right) + 25 \\
 &= M + 5 \log (H_0 d_{\text{luminosity}}) - 5 \log \left(\frac{H_0}{\text{length}} \right) + 25. \quad (36)
 \end{aligned}$$

Where M represents the absolute magnitude of the observed star. By introducing a new constant $\mathcal{M} := M - 5 \log H_0 + 25$ we are able to express the distance-redshift relation in equation (35) in a compact way as magnitude-redshift relation

$$\begin{aligned}
 m(z, H_0, \Omega_{\text{m}0}, \Omega_{\lambda 0}, M) \\
 = \mathcal{M} + 5 \log \left(\frac{(1+z)}{\sqrt{|1 - \Omega_{\text{m}0} - \Omega_{\lambda 0}|}} \Theta \left[\sqrt{|1 - \Omega_{\text{m}0} - \Omega_{\lambda 0}|} \int_0^z F[\tilde{z}] d\tilde{z} \right] \right). \quad (37)
 \end{aligned}$$

This relation is commonly used to extract cosmological parameters, like the density parameters associated with normal matter and the cosmological constant, by performing fits to data sets which were produced by the observation of standard candles, i.e. objects of known absolute magnitude. Equation (37) will be of use in section 4 where we will perform fits to a real data set. Note that table 1 contains a collection of all assumptions made during the derivation of the magnitude-redshift relation within the cosmological standard model.

3. Magnitude-redshift relation within the Weyl-Cartan model

After our review of the derivation of the magnitude-redshift relation within the cosmological standard model we will now switch to the new Weyl-Cartan model which was presented in [8]. We will not discuss the details of this model at this point, therefore the reader should consult sections 2–4 of [8] in order to get an idea which assumptions were made during the derivation of the field equations of this model.

3.1. Field equations

Let us collect the field equations derived in [8] (cf. eqs. (56)–(62)). Note that we make use of the form in which the constant Ξ , which was introduced in eq. (54) of [8], is already set to zero.

$$\begin{aligned} \chi \left(\left(\frac{\dot{S}}{S} \right)^2 + \frac{k}{S^2} \right) - (a_4 + a_6) \kappa \left(\left(\frac{\ddot{S}}{S} \right)^2 - \left(\left(\frac{\dot{S}}{S} \right)^2 + \frac{k}{S^2} \right)^2 \right) \\ = \kappa \left(p_r - 4c \left(\frac{\zeta}{S} \right)^2 \right), \end{aligned} \quad (38)$$

$$\begin{aligned} \chi \left(\Lambda + \frac{\ddot{S}}{S} \right) + (a_4 + a_6) \kappa \left(\left(\frac{\ddot{S}}{S} \right)^2 - \left(\left(\frac{\dot{S}}{S} \right)^2 + \frac{k}{S^2} \right)^2 \right) \\ = -\kappa \left(p_r - 4c \left(\frac{\zeta}{S} \right)^2 \right), \end{aligned} \quad (39)$$

$$\frac{\ddot{S}}{S} + \left(\frac{\dot{S}}{S} \right)^2 + \frac{k}{S^2} = \Lambda, \quad (40)$$

$$4 \frac{\dot{S}}{S} \mu + \dot{\mu} = 8c \left(\frac{\zeta}{S} \right)^2 \left(\frac{\dot{S}}{S} + \frac{\dot{\zeta}}{\zeta} \right). \quad (41)$$

Additionally, we have the following relation between the pressure and the energy-density

$$\mu = 3p_r - 8c \left(\frac{\zeta}{S} \right)^2. \quad (42)$$

As one can see from equations (38)–(42) there is an additional function $\zeta(t)$ entering the field equations, besides of the scale factor $S(t)$ from the Robertson-Walker metric. This function stems from an ansatz for the Weyl 1-form Q which governs the non-Riemannian features of the model, cf. section 4 of [8]. Here k denotes the usual parameter within the Robertson-Walker metric, χ, a_4, a_6, c , and κ are coupling constants, and Λ is the so-called induced cosmological constant.

3.2. Magnitude-redshift relation

As we have shown in sections 2.4 and 2.5, the magnitude-redshift relation depends on the mechanism of light propagation of the underlying theory of gravity and the field equations. Since we now work in a space which carries nonmetricity, besides of the torsion which does not affect light propagation, the question arises if the trajectories of photons deviate from the ones in the Riemannian theory. The answer to this question is no, since in a Weyl-Cartan spacetime the null geodesics are determined by the usual geodesic equation as in the Riemannian case. Hence we are allowed to use relation (24), which is a consequence of the Robertson-Walker metric, in order to derive the magnitude-redshift relation. Thus, our next aim is to express the Hubble function in terms of some density functions and model parameters. From equation (40) we infer

$$H^2 = \Lambda - \frac{\ddot{S}}{S} - \frac{k}{S^2}. \quad (43)$$

In order to eliminate the second order term we make use of equation (39). Reinserting the solution for \ddot{S}/S from this equation into (43) leads to

$$H^2 = \frac{(\Lambda^2 S^2 - 2\Lambda k) \kappa (a_4 + a_6) - \chi k + \kappa S^2 p_r - 4\kappa c \zeta^2}{(2\kappa\Lambda (a_4 + a_6) + \chi) S^2} \quad (44)$$

$$= \frac{H_0^2}{(2\kappa\Lambda (a_4 + a_6) + \chi)} \left\{ \kappa (a_4 + a_6) \left[\frac{\Lambda^2}{H_0^2} - \frac{2\Lambda k}{H_0^2 S_0^2} \left(\frac{S_0}{S} \right)^2 \right] - \frac{\chi k}{H_0^2 S_0^2} \left(\frac{S_0}{S} \right)^2 + \frac{\kappa p_r}{H_0^2} - \frac{4\kappa c \zeta^2}{H_0^2 S_0^2} \left(\frac{S_0}{S} \right)^2 \right\} \quad (45)$$

$$\stackrel{(21)}{=} \frac{H_0^2}{(2\kappa\Lambda (a_4 + a_6) + \chi)} \left\{ \kappa (a_4 + a_6) [H_0^2 \Omega_{\Lambda 0}^2 - 2\Lambda \Omega_{k0} (1+z)^2] - \chi \Omega_{k0} (1+z)^2 + \frac{\kappa p_r}{H_0^2} - \frac{4\kappa c \zeta^2}{H_0^2 S_0^2} (1+z)^2 \right\}. \quad (46)$$

In the last equation we introduced the density parameters $\Omega_k := \frac{k}{H^2 S^2}$, and $\Omega_\Lambda := \frac{\Lambda}{H^2}$. Subsequently, we have to choose an equation of state and an appropriate ansatz for ζ . We choose the eos to be of the form $p = w\mu$ with $w = \text{const}$, and make use of the solution for μ obtained in [8] equation (65), i.e. $\mu = -\frac{8c}{1-3w} \left(\frac{\zeta}{S} \right)^2$. Hence we can infer

$$H^2 = \frac{H_0^2}{(2\kappa\Lambda (a_4 + a_6) + \chi)} \left\{ \kappa (a_4 + a_6) [H_0^2 \Omega_{\Lambda 0}^2 - 2\Lambda \Omega_{k0} (1+z)^2] - \chi \Omega_{k0} (1+z)^2 - \frac{4\kappa c \zeta^2}{H_0^2 S_0^2} \left(\frac{1-w}{1-3w} \right) (1+z)^2 \right\}. \quad (47)$$

For ζ we make use of the solution mentioned in [8] equation (70), i.e. $\zeta = \iota/S$ with $\iota = \text{const}$, which finally yields

$$H^2 = \frac{H_0^2}{(2\kappa H_0^2 \Omega_{\Lambda 0} (a_4 + a_6) + \chi)} \left\{ \kappa (a_4 + a_6) [H_0^2 \Omega_{\Lambda 0}^2 - 2H_0^2 \Omega_{\Lambda 0} \Omega_{k0} (1+z)^2] - \chi \Omega_{k0} (1+z)^2 - 4\Omega_{\zeta 0} (1+z)^4 \left(\frac{1-w}{1-3w} \right) \right\}, \quad (48)$$

where we introduced the new density parameter $\Omega_\zeta := \frac{\kappa c l^2}{H^2 S^4}$.

Special case In case of a vanishing induced cosmological constant, i.e. $\Lambda = 0$, equation (48) turns into

$$H^2 = \frac{H_0^2}{\chi} \left[4(1+z)^4 \Omega_{\zeta 0} \left(\frac{w-1}{1-3w} \right) - \chi \Omega_{k0} (1+z)^2 \right]. \quad (49)$$

In order to calculate the magnitude-redshift relation we remember equation (24) and insert this expression into the first line of equation (34), yielding the following luminosity distance

$$d_{\text{luminosity}}(z, H_0, \Omega_{k0}, \Omega_{\zeta 0}, \chi, w) = \frac{(1+z)}{H_0 \sqrt{|\Omega_{k0}|}} \Theta \left[\sqrt{\frac{|\Omega_{k0}|}{\chi}} \int_0^z G[\tilde{z}] d\tilde{z} \right], \quad (50)$$

with Θ as defined after eq. (34), and $G[\tilde{z}] := \left[4(1+\tilde{z})^4 \Omega_{\zeta 0} \left(\frac{w-1}{1-3w} \right) - \chi \Omega_{k0} (1+\tilde{z})^2 \right]^{-\frac{1}{2}}$. Hence the magnitude-redshift relation is now given by (cf. eq. (36))

$$\begin{aligned} m(z, H_0, \Omega_{\zeta 0}, \Omega_{k0}, w, M, \chi) &= \mathcal{M} + 5 \log \left\{ H_0 d_{\text{luminosity}}(z, H_0, \Omega_{\zeta 0}, \Omega_{k0}, \chi, w) \right\} \\ &= \mathcal{M} + 5 \log \left\{ \frac{(1+z)}{\sqrt{|\Omega_{k0}|}} \Theta \left[\sqrt{\frac{|\Omega_{k0}|}{\chi}} \int_0^z G[\tilde{z}] d\tilde{z} \right] \right\}. \end{aligned} \quad (51)$$

Note that in contrast to the FLRW model there is no simple relation as in (22) between the density parameters. Therefore we cannot eliminate the density parameter Ω_k in the equation for the magnitude. In case of a flat model equation (51) reduces to

$$\begin{aligned} m(z, H_0, \Omega_{\zeta 0}, w, M, \chi) &= \mathcal{M} + 5 \log \left\{ \frac{(1+z)}{\chi} \left[\int_0^z \left[4(1+\tilde{z})^4 \Omega_{\zeta 0} \left(\frac{w-1}{1-3w} \right) \right]^{-\frac{1}{2}} d\tilde{z} \right] \right\}. \end{aligned} \quad (52)$$

In the next section we will make use of equation (51) in order to determine whether it is possible to describe the available type Ia supernova data within our model. Finally, we mention that the Hubble parameter found in equation (49) enables us to derive the deceleration parameter, which was defined in equation (26). Its present day value is given by

$$q_0 = \frac{4\Omega_{\zeta 0} (w-1)}{4(w-1)\Omega_{\zeta 0} + \chi(3w-1)\Omega_{k0}}. \quad (53)$$

4. Numerical results

In this section we will present the numerical results obtained by fitting the magnitude-redshift relations in (37) and (52) to a real data set. We start with a collection of the different available data sets of type Ia supernovae, which were also used by other teams to determine the cosmological parameters.

Table 2. SNIa data sets.

Symbol	Number of SN	Reference	Comments
I	18	p. 571, [10, 11]	Calán/Tololo survey
II	42	p. 570, [11]	Supernova Cosmology Project
III	10	p. 1021, [15]	High-z Supernova Search Team
IV	10	p. 1020, [15]	Same as III but MLCS method
V	1	[14]	Farthest SNIa observed to date
VI	27	p. 1035, [15]	Low-redshift MLCS/template

4.1. Data sets

In table 2 we collected the number of supernovae and the references which actually contain the data. Note that the data sets of the different groups is not directly comparable. Perlmutter *et al* [11] provide the effective magnitude m_B^{eff} in the B band, while Riess *et al* [15] use the so-called distance modulus $\mu\%$. As shown by Wang in [24] it is possible to find a relation between this two data sets by comparing the data of 18 SNe Ia published by both groups. The definition of the magnitude as given in equation (36) is compatible with the definition used by Perlmutter *et al*, it is related to the definition of Riess *et al* by

$$m = M + \mu = M + 5 \log d_{\text{luminosity}} + 25 = \mathcal{M} + 5 \log H_0 d_{\text{luminosity}}. \quad (54)$$

As shown in [24] we have to choose $M = -19.33 \pm 0.25$ in order to transform the different data sets into each other. Note that this value corresponds to the MLCS method of Riess *et al*. In the following we will make use of the data of Wang which contains 92 data points and can be viewed as a compilation of the sets I, II, IV, and VI from table 2 in which some outliers were removed.

4.2. Fitting method

Since we want results which are comparable to the analysis of the combined data set by Wang in [24], we are going to minimize

$$\chi^2 := \sum_{i=1}^{92} \frac{\left[\mu_i^{\text{theory}}(z_i | \text{parameters}) - \mu_i^{\text{measured}} \right]^2}{\sigma_{\mu i}^2 + \sigma_{mz i}^2}, \quad (55)$$

in order to obtain the best-fit parameters within the standard and the Weyl-Cartan model [5, 6, 7]. Here μ_i^{theory} denotes the distance modulus at a certain redshift z_i as defined in (54). The error of the measured μ_i^{measured} is given by $\sigma_{\mu i}^2$. The dispersion in the distance modulus σ_{mz} due to the dispersion in the galaxy redshift, σ_z , can be calculated iteratively by

$$\sigma_{mz} := \frac{5}{\ln 10} \left[\frac{1}{d_{\text{luminosity}}} \frac{\partial d_{\text{luminosity}}}{\partial z} \right] \sigma_z \quad (56)$$

§ Not to be confused with the energy-density within the field equations.

|| Not to be confused with the coupling constant within the field equations in eqs. (38)–(41).

Table 3. Grids used for minimization.

Parameters	[Interval, Stepsize]
$\{\Omega_{m0}, \Omega_{\lambda0}\}$	$\{[-2 \dots 4, 0.01], [-2 \dots 4, 0.01]\}$
$\{\Omega_{k0}, \Omega_{\zeta0}, \chi, w\}$	$\{[-2 \dots 4, 0.01], [-1 \dots 1, 0.01], 1, [-1 \dots 0, 0.1]\}$

according to Wang (cf. equation (13) of [24]). We perform a brute force calculation on grids as denoted in table 3 in order to find the minimum of (55).

4.3. Best-fit parameters

In table 4 and 5 we collected the best-fit parameters obtained by the method described in the previous section. Note that we did not impose any constraints on our parameters, like spatial flatness, e.g., when performing our search. In figure 1 and 2 plotted the corresponding distance modulus versus redshift relation together with the data set of Wang which consists out of 92 type Ia supernovae. Note that the χ^2 -distributions displayed in figure 1 and 2 correspond to the plane containing the best-fit parameters found on our grid. In both figures the 95.4% confidence level corresponds to the outer boundary. In table 6 and 7 we collected some of the results of other groups which performed a similar analysis within the FLRW as well as in non-standard cosmological models. Note that these collections are by no means exhaustive, we therefore apologize for not having mentioned all the works which are devoted to this subject.

5. Conclusions

Fitting results As we have shown in the previous section it is possible to describe the observational data within both models. It is noteworthy that without any additional constraints the best-fit parameters, i.e. set F13 in table 4, within the FLRW model favour a closed universe, whereas the best-fit solution within the Weyl-Cartan model, i.e. set C2 in table 5, corresponds to an open universe. In case of the FLRW model our results comply with the ones of Wang found in [24]. If one wants to impose the condition of spatial flatness, the best-fit parameters are given by (F28, 65, 0.29, 0.71, 135.26, 1.51, -0.56) within the FLRW model, and (C9, 69, 0, -0.28 , 1, -0.5 , 292.821, 3.32, 1) within the Weyl-Cartan model¶. This is an interesting result since as soon as we assume that the universe is flat we are not able to find parameters within our new model which fit the data. This is in contrast to the FLRW model where the assumption of spatial flatness worsens the fit only slightly. Hence, at least within the parameter intervals we considered, our model does not support a flat universe.

¶ Note that here we make use of the same enumeration as in table 4 and table 5.

Table 4. Best-fit parameters (FLRW model).

Symbol	H_0	Ω_{m0}	$\Omega_{\lambda 0}$	χ^2	χ^2_ν	q_0
F1	50	0.45	-2.00	401.04	4.50	2.22
F2	54	-0.60	-2.00	256.81	2.88	1.70
F3	55	-0.81	-2.00	230.86	2.59	1.59
F4	56	-1.00	-2.00	208.73	2.34	1.50
F5	57	-1.18	-2.00	190.31	2.13	1.41
F6	58	-1.34	-2.00	175.50	1.97	1.33
F7	59	-2.00	-2.00	188.04	2.11	1.00
F8	60	-1.15	-1.49	155.83	1.75	0.91
F9	61	-0.64	-0.79	148.80	1.67	0.47
F10	62	-1.14	-1.21	145.58	1.63	0.64
F11	63	1.02	1.29	142.53	1.60	-0.78
F12	64	3.10	3.35	233.03	2.61	-1.80
F13	65	0.63	1.10	134.54	1.51	-0.78
F14	66	0.80	1.40	134.91	1.51	-1.00
F15	67	0.92	1.63	137.02	1.53	-1.17
F16	68	0.99	1.80	140.98	1.58	-1.30
F17	69	1.04	1.94	146.84	1.64	-1.42
F18	70	1.07	2.05	154.66	1.73	-1.51
F19	72	1.06	2.17	176.32	1.98	-1.64
F20	73	1.04	2.20	190.23	2.13	-1.68
F21	74	1.02	2.23	206.18	2.31	-1.72
F22	75	0.98	2.23	224.21	2.51	-1.74
F23	76	0.95	2.24	244.30	2.74	-1.76
F24	77	0.91	2.23	266.47	2.99	-1.77
F25	78	0.87	2.22	290.71	3.26	-1.78
F26	79	3.05	3.68	733.20	8.23	-2.15
F27	80	0.13	1.45	374.68	4.20	-1.38

$[H_0] = \text{km s}^{-1}\text{Mpc}^{-1}$.

Table 5. Best-fit parameters (Weyl-Cartan model).

Symbol	H_0	Ω_{k0}	$\Omega_{\zeta 0}$	χ	w	χ^2	χ^2_ν	q_0
C1	65	-1.07	0.05	1.00	-0.80	138.034	1.56	-0.109
C2	66	-1.03	0.05	1.00	-0.90	138.028	1.56	-0.110
C3	67	-1.01	0.03	1.00	-0.10	138.034	1.56	-0.111
C4	69	-0.95	0.04	1.00	-0.60	138.056	1.56	-0.106
C5	70	-0.92	0.04	1.00	-0.70	138.034	1.56	-0.105
C6	71	-0.90	0.03	1.00	-0.20	138.031	1.56	-0.111
C7	74	-0.83	0.04	1.00	-0.80	138.039	1.56	-0.113
C8	80	-0.71	0.03	1.00	-0.50	138.035	1.56	-0.112

$[H_0] = \text{km s}^{-1}\text{Mpc}^{-1}$.

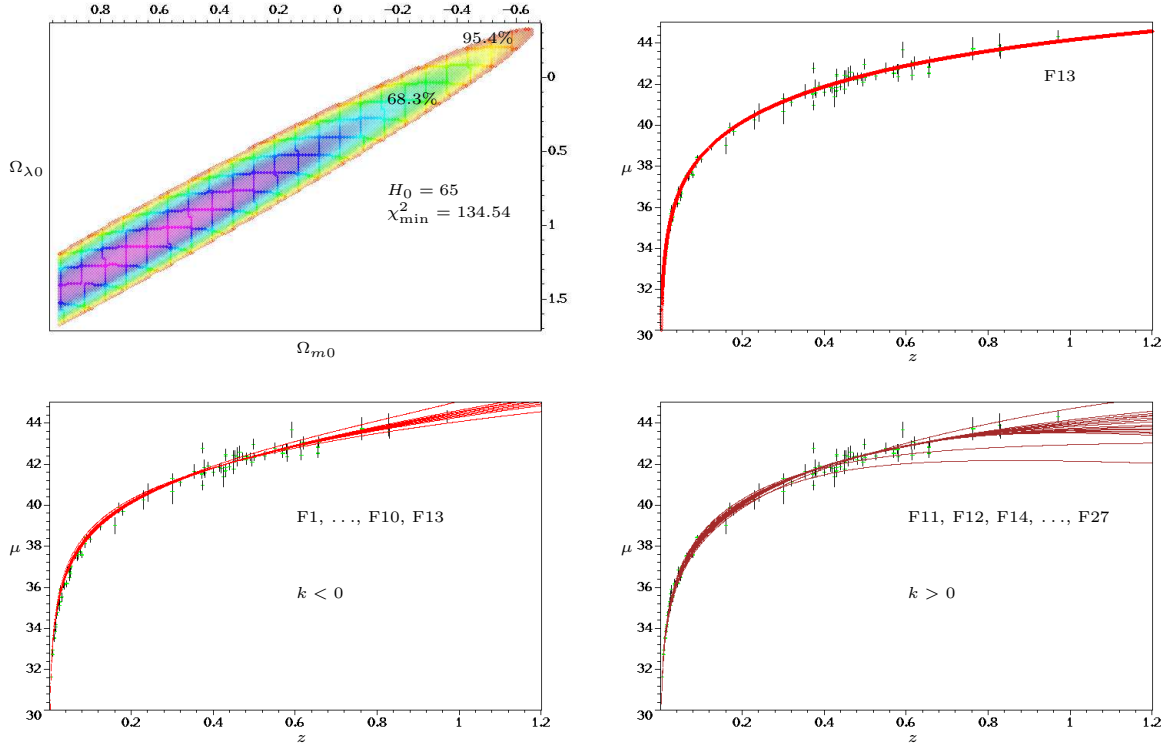


Figure 1. χ^2 -distribution in the $(\Omega_{m0}, \Omega_{\lambda0})$ -plane and magnitude-redshift relation in case of the standard model. On the top lhs the χ^2 -distribution in the $H_0 = 65$ plane is shown, which also contains the best-fit parameter set F13. On the top rhs we plotted the distance modulus versus the redshift in case of the best-fit parameter set. The green dots correspond to the experimental data for 92 type Ia SNe as contained in the data set of Wang. In the two other figures we plotted the distance modulus versus the redshift for the other parameter sets in table 4.

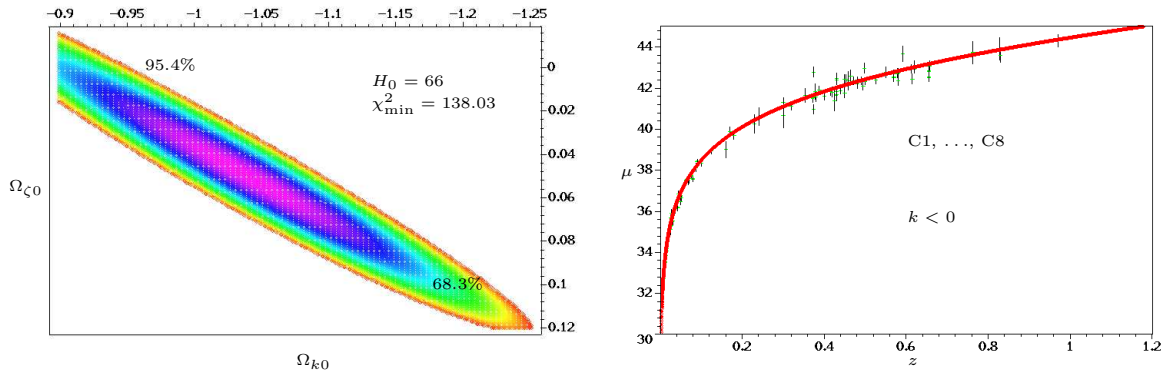


Figure 2. χ^2 -distribution in the $(\Omega_{k0}, \Omega_{\zeta0})$ -plane and magnitude-redshift relation in case of the Weyl-Cartan model. On the lhs the χ^2 -distribution in the $H_0 = 66$ plane is shown, which contains the best-fit parameter set C2. On the rhs we plotted the distance modulus versus the redshift in case of all parameter sets in table 5. Since all of this sets fit the data very well the eight different curves appear as a single line at the selected resolution.

Table 6. Best-fit parameters other groups (FLRW model).

Symbol	Ref.	Best-fit parameters	Comment
S1	[13]	$\{\Omega_{m0} = -0.2, \Omega_{\lambda0} = 0\}$	
S2	[13]	$\{\Omega_{m0} = 0.4, \Omega_{\lambda0} = 0.6\}$	
P1	[11]	$\{\Omega_{m0} = 0.28, \Omega_{\lambda0} = 0.72\}$	
R1	[15]	$\{\Omega_{m0} = 0.24, \Omega_{\lambda0} = 0.72\}$	MLCS
R2	[15]	$\{\Omega_{m0} = 0.2, \Omega_{\lambda0} = 0.8\}$	Template
G1	[23]	$\{\Omega_{m0} = -0.1, \Omega_{\lambda0} = 0\}$	
G2	[23]	$\{\Omega_{m0} = 0.4, \Omega_{\lambda0} = 0.6\}$	MLCS
G3	[23]	$\{\Omega_{m0} = 0.3, \Omega_{\lambda0} = 0.7\}$	Template
V1	[19]	$\{\Omega_{m0} = 0.28, \Omega_{\lambda0} = 0.72, \mathcal{M} = 23.94\}$	
V2	[19]	$\{\Omega_{m0} = 0.79, \Omega_{\lambda0} = 1.41, \mathcal{M} = 23.91\}$	
V15	[21]	$\{\Omega_{m0} = 0.33, \Omega_{\lambda0} = 0\}$	1997ff included
W1	[24]	$\{H_0 = 65, \Omega_{m0} = 0.7, \Omega_{\lambda0} = 1.2\}$	Combined data set

$[H_0] = \text{km s}^{-1} \text{Mpc}^{-1}$.

Table 7. Best-fit parameters other groups (non-standard models).

Symbol	Ref.	Best-fit parameters	Comment
B1	[22]	$\{\Omega_{m0} = 0.3, \Omega_{\text{Rigid}0} = 0.7\}$	Conformal model
V3	[19]	$\{\Omega_{m0} = 0.49, \Omega_{\lambda0} = 0.51, \mathcal{M} = 23.97\}$	$\lambda \sim S^{-2}$
V4	[19]	$\{\Omega_{m0} = 1.86, \Omega_{\lambda0} = 1.52, \mathcal{M} = 23.95\}$	$\lambda \sim S^{-2}$
V5	[19]	$\{\Omega_{m0} = 0.4, \Omega_{\lambda0} = 0.6, \mathcal{M} = 23.96\}$	$\lambda \sim H^2$
V6	[19]	$\{\Omega_{m0} = 0.98, \Omega_{\lambda0} = 1.53, \mathcal{M} = 23.91\}$	$\lambda \sim H^2$
V7	[19]	$\{\Omega_{m0} = 0.4, \Omega_{\lambda0} = 0.6, \mathcal{M} = 23.96\}$	$\lambda \sim \mu$
V8	[19]	$\{\Omega_{m0} = 1.62, \Omega_{\lambda0} = 1.59, \mathcal{M} = 23.93\}$	$\lambda \sim \mu$
V9	[20]	$\{\Omega_{m0} = 0.54, \Omega_{\lambda0} = 0.46, \mathcal{M} = 24.03\}$	Variable λ
V10	[20]	$\{\Omega_{m0} = 1.76, \Omega_{\lambda0} = 1.34, \mathcal{M} = 24.03\}$	Variable λ
V11	[21]	$\{\Omega_{m0} = 0.79, \Omega_{\phi0} = 1.41, w_{\phi} = -1\}$	Quintessence model
V12	[21]	$\{\Omega_{m0} = 0.65, \Omega_{\phi0} = 1.22, w_{\phi} = -1\}$	Quintess. model +1997ff
V13	[21]	$\{\Omega_{m0} = 0.52, \Omega_{\lambda0} = 0.48\}$	$\lambda \sim H^2 + 1997\text{ff}$
V14	[21]	$\{\Omega_{m0} = 0.6, \Omega_{\lambda0} = 0.4\}$	$\lambda \sim S^{-2} + 1997\text{ff}$
V16	[21]	$\{\Omega_{\lambda0} = -0.358, z_{\text{max}} = 5\}$	QSSC model
T1	[25]	$\{z_1 = 0.08, H_0^{II}/H_0^I = 0.87, \Omega_0^I = 0.3, H_0^I = 64, \Omega_0^{II} = 0.6, \lambda_0^{II} = 0.3\}$	Model with local void

$[H_0] = \text{km s}^{-1} \text{Mpc}^{-1}$.

Deceleration factor The best-fit sets F13 and C2 in both models predict a universe which is presently in an accelerating phase of expansion. In case of the Weyl-Cartan model the current value of the deceleration parameter is roughly seven times smaller than in the FLRW case, hence in our model the expansion of the universe seems to accelerate less rapid than predicted by the standard scenario. Another interesting property associated with deceleration factor is the fact that it seems to provide an independent cosmological test. As displayed in the plot on top lhs in figure 3 the contour lines for a constant deceleration factor within the $(\Omega_{m0}, \Omega_{\lambda0})$ -parameter plane

of the FLRW model intersect the ones for constant Ω_{k0} at a non-zero angle. Hence if we assume that we can measure Ω_{k0} via analysis of the fluctuations within the CMB [2] then we are able to pin down the pair $(\Omega_{m0}, \Omega_{\lambda0})$. The situation within the new model is similar to the one FLRW case, i.e. the curves of constant q_0 and Ω_{k0} intersect each other at a non-zero angle. Figure 3 contains plots for five different choices of the equation of state parameter w . As we can see from plot at the bottom lhs only the choice $w = 1$ corresponds to a degenerated situation, since in this case the deceleration factor vanishes according to (53).

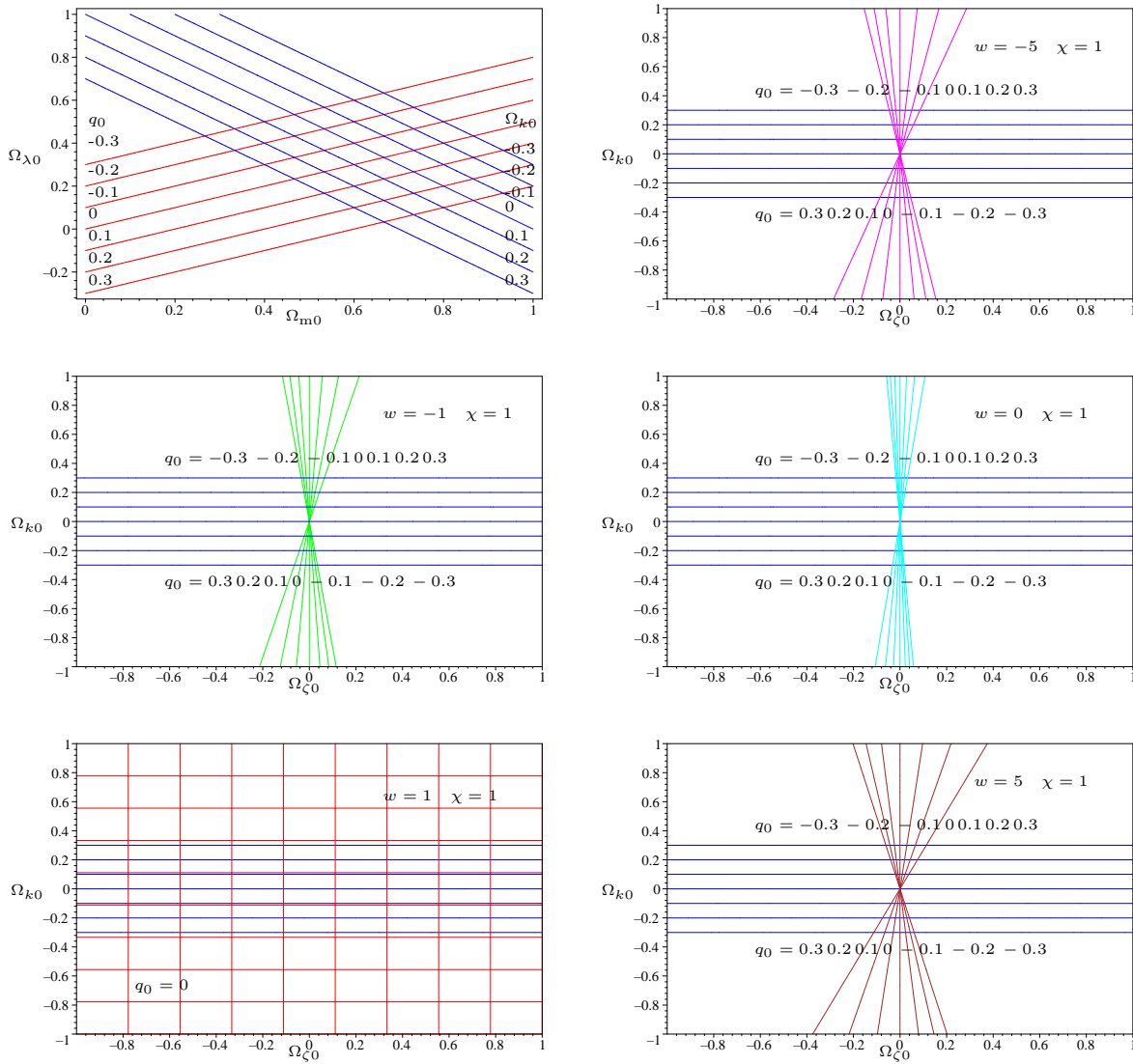


Figure 3. Contour lines of the deceleration factor q_0 and the density parameter Ω_{k0} in the $(\Omega_{\lambda0}, \Omega_{m0})$ and $(\Omega_{k0}, \Omega_{z0})$ plane, respectively. The figure on the top left corresponds to the standard model which contains only usual matter $w = 0$ and a contribution from the cosmological constant. The other figures belong to the Weyl-Cartan model in case of different choices of the equation of state parameter w and a vanishing induced cosmological constant.

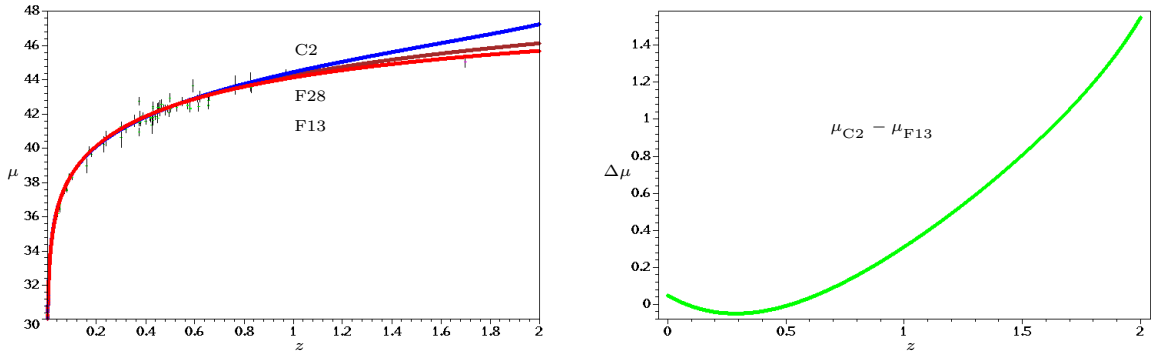


Figure 4. On the lhs we plotted the distance modulus versus the redshift for the best-fit models F13, F28, and C2 up to $z = 2$. As one can see from the rhs the difference between both models grows with the redshift.

Other groups As we have shown in sections 2 and 3 the magnitude-redshift relation depends on several assumptions. Especially its strong dependence on the underlying field equations renders it to be a useful tool to discriminate between different cosmological models. In table 6 and 7 we collected some of the results from several other groups who used this relation within the FLRW as well as in non-standard models. It becomes clear from table 6 that in addition to the model dependence of the magnitude-redshift relation, the estimates for the cosmological parameters strongly depend on the data set which is used to perform a fit. It is interesting that some of the early best-fit parameter sets like S1 and G1, e.g., correspond to unphysical models. The situation within non-standard models is similar. As one can infer from table 7 the parameters estimated within non-standard scenarios depend strongly on the underlying model. Although it seems to be possible to describe the supernova data equally well within several alternative scenarios, the main benefit of the cosmological standard model consists of its level of detail, which results in the availability of a number of different cosmological tests [16, 17, 18].

Summary & Outlook In figure 4 we plotted the distance modulus versus the redshift up to $z = 2$. The upper curve corresponds to the best-fit within the Weyl-Cartan model. It becomes clear that the supernovae at high redshifts will appear dimmer within this model than in the FLRW case. The data point at $z = 1.7$ corresponds to the farthest known supernova 1997ff as reported by Riess *et al* [14]. Although not significant this supernova seems to favour the best-fit FLRW model F13. The uncertainties connected with 1997ff are large, therefore we did not include it in our fitting procedure. Note that also the best-fit flat model F28 seems not to fit the data from 1997ff. A possible magnification of 1997ff by gravitational lensing was discussed by Mörtzell *et al* in [28]. It is too early to make a reliable prediction at this point, one has to wait until more data at high redshifts becomes available. As we can see from the rhs in figure 4 a survey at high redshifts (like SNAP e.g.) should enable us to discriminate between the two best-fit models C2 and F13.

Table A1. Natural units.

[energy]	[mass]	[time]	[length]
length^{-1}	length^{-1}	length	length

It is also possible to derive the age of the universe within our model. In case of the parameter set C2 we obtain an age of 18.4 Gyr. Thus, our model combined with the supernova data yields an older universe than the standard model - i.e. 13.8 Gyr in case of F13, and 14.6 Gyr for the flat scenario F28. Hence, there is *no* conflict with the estimates from the observations of globular clusters and nucleocosmochronology which range from 11 to 15 Gyr [31, 32].

We reviewed the derivation of the magnitude-redshift relation within the cosmological standard model with special emphasis on the various assumptions which are necessary to obtain this relation. We have shown that it is possible to find a similar relation between the luminosity and distance within the new Weyl-Cartan model proposed in [8]. We performed fits to the combined data set of Wang [24] within both models. Note that this is the first time that a fit of MAG based model to a real data set has been performed. Our efforts can be viewed as a first step to relief the Weyl-Cartan model of its current toy model character. We are aware that at the moment our model is far from being called *realistic*. Nevertheless we were able to show that in principle it is possible to obtain a magnitude-redshift relation within our MAG based model. Despite this success it is too early to use the best-fit parameters obtained in this work in order to pin down the free parameters within the model. One needs at least another independent cosmological test in order to impose meaningful constraints. Therefore, our aim in the next article of this series is to check whether our model is compatible with recent observations of the cosmic microwave background and if there exists a concordance region with the parameters obtained in this work.

Acknowledgments

The author is grateful to F.W. Hehl, G. Rubilar, and the members of the gravity group at the University of Cologne for their support. Special thanks go to Y. Wang for valuable comments and for providing her SNe data set.

Appendix A. Units

In this work we made use of *natural units*, i.e. $\hbar = c = 1$ (cf table A1). Additionally, we have to be careful with the coupling constants and the coordinates within the coframe. In order to keep things as clear as possible, we provide a list of the quantities emerging throughout all sections in table A2. Note that $[d] = 1$ and $[*] = \text{length}^{n-2p}$, where $n =$ dimension of the spacetime, $p =$ degree of the differential form on which $*$ acts.

Table A2. Units of quantities.

Quantities	l	$Length$
Gauge potentials	$[g_{\alpha\beta}]$	$[\vartheta^\alpha]$
Field strengths	$[Q_{\alpha\beta}], [\tilde{R}_{\alpha\beta}]$	
Matter currents		$[\Sigma_\alpha]^{-1}$
Coordinates	$[\theta], [\phi], [r]$	$[t]$
Functions	$[\Omega_w], [\Omega_k], [\Omega_m], [\Omega_\lambda],$ $[\zeta], [\Omega_{\text{total}}], [\Omega_\zeta], [\Omega_\Lambda]$	$[S], [\mu]^{-\frac{1}{4}}, [p]^{-\frac{1}{4}},$ $[p_r]^{-\frac{1}{4}}, [H]^{-1}$
Miscellany	$[u^\alpha], [z], [q], [w],$ $[m], [M], [\mathcal{M}], [\mu]$	$[\Sigma_{\alpha\beta}]^{-\frac{1}{4}}, [d_{\text{luminosity}}],$ $[\tilde{L}]^{-2}, [\tilde{F}]^{-4}$
Constants	$[\chi], [b], [k], [a_I]$	$[\kappa]^{\frac{1}{2}}, [\lambda]^{-\frac{1}{2}}, [\Lambda]^{-\frac{1}{2}}, [c]^{-\frac{1}{2}},$ $[\Xi]^{-\frac{1}{4}}, [G]^{\frac{1}{2}}, [\varkappa_1]^{-\frac{1}{-4+3(1+w)}}$

- [1] E.W. Kolb, Michael S. Turner: *The early universe*. Addison-Wesley (1990)
- [2] A.R. Liddle, D.H. Lyth: *Cosmological inflation and large-scale structure*. Cambridge University Press, 1st edition (2000)
- [3] T. Padmanabhan: *Theoretical astrophysics Volume II: Stars and stellar systems*. Cambridge University Press, 1st edition (2001)
- [4] J.A. Peacock: *Cosmological physics*. Cambridge University Press (2000)
- [5] W.H. Press, S.A. Teukolsky, W.T. Vetterling, B.P. Flannery: *Numerical recipes in C - The Art of scientific computing*. Cambridge, 2nd edition (1992)
- [6] P.R. Bevington: *Data reduction and error analysis for the physical sciences*. McGraw-Hill (1969)
- [7] B.R. Martin: *Statistics for physicists*. Academic Press (1971)
- [8] D. Puetzfeld: *A cosmological model in Weyl-Cartan spacetime: I. Field equations and solutions*. submitted to Class. Quantum Grav. (2001) Los Alamos e-print Archive [gr-qc/0111014](#)
- [9] F.W. Hehl, J.D. McCrea, E.W. Mielke, Y. Ne'eman: *Metric-affine gauge theory of gravity: Field equations, Noether identities, world spinors, and breaking of dilation invariance*. Phys. Rep. **258** (1995) 1-171
- [10] M. Hamuy et al.: *The absolute luminosities of the Calán/Tololo type Ia supernovae*. Los Alamos e-print Archive [astro-ph/9609059](#)
- [11] S. Perlmutter et al.: *Measurements of Ω and Λ from 42 high-redshift supernovae*. Astrophys. J. **517** (1999) 565
- [12] S. Perlmutter et al.: *Measurements of the cosmological parameters Ω and Λ from the first seven supernovae at $z \geq 0.35$* . Astrophys. J. **483** (1997) 565-581
- [13] B.P. Schmidt et al.: *The high- z supernova search: Measuring cosmic deceleration and global curvature of the universe using type Ia supernovae*. Astrophys. J. **507** (1998) 46-63
- [14] A.G. Riess et al.: *The farthest known supernova: Support for an accelerating universe and a glimpse of the epoch of deceleration*. Los Alamos e-print Archive [astro-ph/0104455](#)
- [15] A.G. Riess et al.: *Observational evidence from supernovae for an accelerating universe and a cosmological constant*. Astrophys. J. **116** (1998) 1009-1038
- [16] P.J.E. Peebles: *The cosmological tests*. Int. J. Mod. Phys. A **16** 4223-4233 (2001)
- [17] C.H. Lineweaver: *Cosmological parameters* Los Alamos e-print Archive [astro-ph/0112381](#)
- [18] A.H. Jaffe et al.: *Cosmology from MAXIMA-1, BOOMERANG & COBE/DMR CMB observations*. Phys. Rev. Lett. **86** 3475-3479 (2001) Los Alamos e-print Archive [astro-ph/0007333](#)
- [19] R.G. Vishwakarma: *Consequences on variable Λ -models from distant type Ia supernovae and compact radio sources*. Class. Quantum Grav. **18** (2001) 1159-1172 Los Alamos e-Print Archive

- astro-ph/0012492
- [20] R.G. Vishwakarma: *Study of the magnitude-redshift relation for type Ia supernovae in a model resulting from a Ricci-symmetry*. Gen. Rel. Grav. **33** 1973-1984 (2001) Los Alamos e-print Archive gr-qc/0106021
 - [21] R.G. Vishwakarma: *Consequences on some dark energy-candidates from SN 1997ff*. Mont. Not. R. Astron. Soc. **331** 776-784 (2002) Los Alamos e-print Archive astro-ph/0108118
 - [22] D. Behnke et al.: *Description of supernova data in conformal cosmology without cosmological constant*. Phys. Lett. **B530** 20-24 (2002) Los Alamos e-print Archive gr-qc/0102039
 - [23] P.M. Garnavich et al.: *Constraints on cosmological models from Hubble space telescope observations of high- z supernovae*. Astrophys. J. **493** L53-57
 - [24] Y. Wang: *Flux-averaging analysis of type Ia supernova data*. Astrophys. J. **536** 531-539 (2000)
 - [25] K. Tomita: *Analyses of type Ia supernova data in cosmological models with a local void*. Prog. Theor. Phys. Vol. 106 No. 5 (2001) Los Alamos e-print Archive astro-ph/0104141
 - [26] J.C. Niemeyer et al.: *Models of type Ia supernova explosions*. Los Alamos e-print Archive astro-ph/0203369
 - [27] E. Mörtzell, L. Bergström, A. Goobar: *Photon-axion oscillations and type Ia supernovae*. Los Alamos e-print Archive hep-ph/0202153
 - [28] E. Mörtzell, C. Gunnarsson, A. Goobar: *Gravitational lensing of the farthest known supernova SN1997ff*. Los Alamos e-print Archive astro-ph/0105355
 - [29] C. Csáki, N. Kaloper, J. Terning: *Dimming supernovae without cosmic acceleration*. Phys. Rev. Lett. **88** 161302 (2002) Los Alamos e-print Archive astro-ph/0111311
 - [30] C. Deffayet et al.: *Dimming supernovae by photon-pseudoscalar conversion and the intergalactic plasma*. Los Alamos e-print Archive hep-ph/0112118
 - [31] B. Chaboyer et al.: *The age of globular clusters in the light of HIPPARCOS: Resolving the age problem?* Astrophys. J. **494** (1998) 96-110
 - [32] J.W. Truran et al.: *Nucleosynthesis clocks and the age of the galaxy*. ASP Conference Series, Vol. TBD, 2001, Eds. T. von Hippel, N. Manset, C. Simpson Los Alamos e-print Archive astro-ph/0109526