

EXACT BIANCHI IDENTITY IN REGGE GRAVITY

*Herbert W. Hamber*¹ and *Geoff Kegel*²

Physics Department
University of California
Irvine, CA 92697 USA

ABSTRACT

In the continuum the Bianchi identity implies a relationship between different components of the curvature tensor, thus ensuring the internal consistency of the gravitational field equations. In this paper an exact form for the Bianchi identity in Regge's discrete formulation of gravity is derived, by considering appropriate products of rotation matrices constructed around null-homotopic paths. It implies an algebraic relationship between deficit angles belonging to neighboring hinges. As in the continuum, the derived identity is valid for arbitrarily curved manifolds, without a restriction to the weak field, small curvature limit, but is in general not linear in the curvatures.

¹e-mail address : hhamber@uci.edu

²e-mail address : gkegel@uci.edu

1 Introduction

In this paper we investigate the form of the Bianchi identities in Regge's [1] lattice formulation of gravity. The Bianchi identities play an important role in the continuum formulation of gravity, both classical and quantum-mechanical, giving rise to a differential relationship between different components of the curvature tensor. It is well known that they simply follow from the definition of the Riemann tensor in terms of the affine connection and the metric components. On the one hand they ensure the consistency of the gravitational field equations in the presence of matter. At the same time they can be regarded as a consequence of the gauge invariance of the gravitational action, since they can be derived by invoking the invariance of the action under infinitesimal local gauge transformations [2].

In this paper we will show that the lattice formulation of gravity has an equivalent form of the Bianchi identities, which are both exact, in the sense that they are valid for arbitrarily curved lattices, and reduce to their continuum counterparts in the weak field limit. We will derive the lattice Bianchi identities in three and four dimensions explicitly by considering the product of rotation matrices along paths which are topologically trivial (i.e. reducible to a point). By expressing the rotation matrices about each hinge in terms of the local representatives of the curvatures, namely the deficit angles, we will obtain an algebraic relationship between deficit angles, area and volumes pertaining to neighboring simplices.

For lattices which are close to flat, it will be shown that the derived identity is analogous to the Bianchi identity in the continuum, once the edge lengths are identified with appropriate components of the metric in the continuum. We will therefore extend and complete previous results on the lattice Bianchi identities, which so far only considered the weak field limit [1, 3, 4, 5].

It is well known that in the continuum the Bianchi identity for the curvature tensor ensures the consistency of the Einstein field equations. For the Riemann curvature tensor the uncontracted Bianchi identities read

$$R^\mu{}_{\nu\alpha\beta;\gamma} + R^\mu{}_{\nu\gamma\alpha;\beta} + R^\mu{}_{\nu\beta\gamma;\alpha} = 0, \quad (1)$$

or more concisely

$$R^\mu{}_{\nu[\alpha\beta;\gamma]} = 0, \quad (2)$$

where $[\dots]$ denotes symmetrization. These identities are easily derived by inserting into the above expression the explicit definition for the curvature tensor in terms of the metric $g_{\mu\nu}$,

$$R_{\lambda\mu\nu\kappa} = \frac{1}{2} \frac{\partial^2 g_{\lambda\nu}}{\partial x^\kappa \partial x^\mu} + \dots \quad (3)$$

It is then easy to see that in d dimensions there are

$$\frac{d(d-1)}{2} \binom{d}{3} = \frac{d^2(d-1)(d-2)}{12} \quad (4)$$

uncontracted Bianchi identities, and thus 3 identities in $d = 3$ and 24 identities in $d = 4$.

In their contracted form, the Bianchi identities imply for the Ricci tensor

$$R_{\nu\alpha;\gamma} - R_{\nu\gamma;\alpha} + R^\mu{}_{\nu\gamma\alpha;\mu} = 0 , \quad (5)$$

and for the scalar curvature

$$R_{;\gamma} - 2R^\mu{}_{\gamma;\mu} = 0 . \quad (6)$$

These relations in turn give the contracted Bianchi identity

$$[R^\mu{}_\nu - \tfrac{1}{2}\delta^\mu{}_\nu R]_{;\mu} = 0 , \quad (7)$$

which always corresponds to d equations in d dimensions. A simple physical interpretation for the Bianchi identity in terms of a divergence of stresses was given in [6]. Thus for example in three dimensions one has

$$P^\mu{}_{\nu i; i} = 0 \quad \text{for} \quad P^\mu{}_{\nu i} \equiv \epsilon_{ijk} R^\mu{}_{\nu jk} . \quad (8)$$

It is also well known that the Bianchi identities are required for ensuring the consistency of the gravitational field equations. Consider the classical field equations with a cosmological constant term,

$$R_{\mu\nu} - \tfrac{1}{2}g_{\mu\nu}R + \Lambda g_{\mu\nu} = 8\pi G T_{\mu\nu} , \quad (9)$$

with $\Lambda = 8\pi G\lambda$ the cosmological constant. Applying a covariant derivative on both sides one has

$$[R^\mu{}_\nu - \tfrac{1}{2}\delta^\mu{}_\nu R]_{;\mu} = 8\pi G T^\mu{}_{\nu;\mu} , \quad (10)$$

which for a conserved energy-momentum tensor,

$$T^\mu{}_{\nu;\mu} = 0 , \quad (11)$$

is only consistent if the contracted Bianchi identity of Eq. (7) is identically satisfied.

In d dimensions one has d contracted Bianchi identities. Since there are in general $d(d+1)/2$ equations of motion, as well as d harmonic gauge fixing conditions, one obtains for the number of independent gravitational degrees of freedom in d dimensions

$$\frac{d(d+1)}{2} - d - d = \frac{d(d-3)}{2} \quad (12)$$

which gives correctly two independent helicity states in four dimensions, as appropriate for a massless particle [2].

There is also a close relationship between the Bianchi identity and the gauge invariance of the gravitational action. We shall take note here of the fact that the Bianchi identity can be derived from the requirement that the gravitational action

$$I_G[g] = -\frac{1}{16\pi G} \int d^4x \sqrt{g(x)} R(x) , \quad (13)$$

being a scalar, should be an invariant under infinitesimal local gauge transformations at the space-time point x ,

$$\delta g_{\mu\nu}(x) = -g_{\mu\lambda}(x) \partial_\nu \chi^\lambda(x) - g_{\lambda\nu}(x) \partial_\mu \chi^\lambda(x) - \partial_\lambda g_{\mu\nu}(x) \chi^\lambda(x) . \quad (14)$$

After substituting the above expression for a gauge deformation into the variation of the action given in Eq. (13),

$$\delta I_G[g] = \frac{1}{16\pi G} \int d^4x \sqrt{g(x)} [R^{\mu\nu} - \frac{1}{2}g^{\mu\nu}R] \delta g_{\mu\nu} , \quad (15)$$

one obtains again, after integrating by parts, the contracted Bianchi identity of Eq. (7).

In a d -dimensional piecewise linear space-time the expression analogous to the Einstein action was given by Regge [1] as

$$I_R = \sum_{\text{hinges } h} A_h^{(d-2)} \delta_h , \quad (16)$$

where $A_h^{(d-2)}$ is the volume of the hinge and δ_h is the deficit angle there. On the lattice the action is equivalent to the continuum expression

$$I_E = \frac{1}{2} \int d^d x \sqrt{g} R , \quad (17)$$

and indeed it has been shown [7, 8, 9] that I_R tends to the continuum expression as the Regge block size (or some suitable average edge length) tends to zero in the appropriate way.

The above form for the lattice action can be extended to include cosmological and curvature squared terms [12]

$$I(l^2) = \sum_h \left[\lambda V_h - k A_h \delta_h + a \frac{\delta_h^2 A_h^2}{V_h} \right] , \quad (18)$$

with $k^{-1} = 8\pi G$. In the limit of small fluctuations around a smooth background, $I(l^2)$ corresponds to the continuum action

$$I[g] = \int d^4x \sqrt{g} \left[\lambda - \frac{k}{2} R + \frac{a}{4} R_{\mu\nu\rho\sigma} R^{\mu\nu\rho\sigma} \right] . \quad (19)$$

In the following we will focus on the Regge term (proportional to k) only.

Variation of I_R in Eq. (16) with respect to the edge lengths gives the simplicial analog of Einstein's equations, whose derivation is significantly simplified by the fact that the variation of the deficit angle is zero in any dimensions,

$$\delta I_R = \sum_h \delta(A_h^{(d-2)}) \delta_h , \quad (20)$$

as happens in the continuum (where one also finds that the variation of the curvature gives rise to a total derivative).

In three dimensions the above action gives for the equation of motion $\delta_h = 0$ for every hinge in the lattice, whereas in four dimensions variation with respect to l_p yields [1]

$$\frac{1}{2} l_p \sum_{h \supset l_p} \delta_h \cot \theta_{ph} = 0 \quad (21)$$

where the sum is over hinges (triangles in four dimensions) labeled by h meeting on the common edge p , and θ_{ph} is the angle in the hinge h opposite to the edge p . The above equation is the lattice analog of Eq. (9) for pure gravity and vanishing cosmological constant.

A numerical solution to the lattice equations of motion can in general be found by appropriately adjusting the edge lengths according to Eq. (21). Since the resulting equations are non-linear in the edge length variables, slight complications such as the existence of multiple solutions cannot in general be ruled out, although for sufficiently weak fields one would expect the same level of degeneracies as in the continuum [7]. Several authors have discussed applications of the Regge equations to problems in classical general relativity as discussed extensively in the references in [10]. The relevance of the Bianchi identities to a numerical solution to the lattice field equations, using for example a $3 + 1$ time evolution scheme, resides in the fact that they can be used to check the overall accuracy and consistency of the numerical solutions.

The Bianchi identities also play an important role in the quantum formulation. In a quantum-mechanical theory of gravity the starting point is a suitable definition of the discrete Feynman path integral [11, 12, 13]. In the simplicial lattice approach one starts from the discretized Euclidean path integral for pure gravity, with the squared edge lengths taken as fundamental variables,

$$Z_L = \int_0^\infty \prod_s (V_d(s))^\sigma \prod_{ij} dl_{ij}^2 \Theta[l_{ij}^2] \exp \left\{ - \sum_h \left(\lambda V_h - k \delta_h A_h + a \delta_h^2 A_h^2 / V_h + \dots \right) \right\} . \quad (22)$$

The above UV regularized lattice expression should be compared to the continuum Euclidean path integral for pure quantum gravity

$$Z_C = \int \prod_x \left(\sqrt{g(x)} \right)^\sigma \prod_{\mu \geq \nu} dg_{\mu\nu}(x) \exp \left\{ - \int d^4x \sqrt{g} \left(\lambda - \frac{k}{2} R + \frac{a}{4} R_{\mu\nu\rho\sigma} R^{\mu\nu\rho\sigma} + \dots \right) \right\} . \quad (23)$$

In the discrete case the integration over metrics is replaced by integrals over the elementary lattice degrees of freedom, the squared edge lengths. The discrete gravitational measure in Z_L can be considered as the lattice analog of the DeWitt continuum functional measure [11, 13]. A cosmological constant term is needed for convergence of the path integral, while the curvature squared term allows one to control the fluctuations in the curvature [12, 13]. In the end one is only interested in the limit $a \rightarrow 0$. In this limit the theory depends, in the absence of matter and after a suitable rescaling of the metric, only on one bare parameter, the dimensionless coupling k^2/λ .

In the quantum theory the Bianchi identity of Eq. (7) is still satisfied as an operator equation, and ensures the consistency of the quantum equations of motions. An attempt has been made in ordinary lattice

nonabelian gauge theories to replace the functional integration over the gauge fields by an integration over field strengths, subject to the Bianchi identity constraint [14]. In the case of gravitation such an approach is more difficult, since the analog of the gauge field is the affine connection, and not the curvature tensor.

2 Lattice Parallel Transport

To construct the lattice Bianchi identities we will follow a strategy similar to the one used in the derivation of the exact lattice Bianchi identities in non-abelian lattice gauge theories. There the Bianchi identity can be obtained by considering the path-ordered product of gauge group rotation matrices, taken along a suitable closed path surrounding a cube. The path has to be chosen topologically trivial, in the sense that it can be shrunk to a point without entangling any plaquettes [14, 15].

Let us therefore first review the notion of parallel transport of a test vector around a small loop embedded in the lattice. Consider a closed path Γ encircling a hinge h and passing through each of the simplices that meet at that hinge. In particular one may take Γ to be the boundary of the polyhedral dual area surrounding the hinge.

For each neighboring pair of simplices $j, j+1$, one can write down a Lorentz transformation L_μ^ν , which describes how a given vector ϕ_μ transforms between the local coordinate systems in these two simplices,

$$\phi'_\mu = \left[L(j, j+1) \right]_\mu^\nu \phi_\nu . \quad (1)$$

Now in general it is possible to choose coordinates so that L_μ^ν is the identity matrix for one pair of simplices, but then it will not be unity for other pairs. The above Lorentz transformation is directly related to the continuum path-ordered (P) exponential of the integral of the affine connection $(\Gamma_\lambda)_\mu^\nu = \Gamma_{\mu\lambda}^\nu$ by

$$L_\mu^\nu = \left[P e^{\int_{\text{path between simplices}} \Gamma_\lambda dx^\lambda} \right]_\mu^\nu . \quad (2)$$

The connection here is intended to only have support on the common interface between the two simplices.

Next we will consider the product of rotation matrices along a *closed* loop Γ . The path can entangle several hinges, or just one, in which case it will be called a closed elementary loop. On the lattice the effect of parallel transport around a closed elementary loop Γ is obtained from the matrix

$$\left[\prod_j L(j, j+1) \right]_{\mu\nu} = \left[e^{\delta_h U_{\cdot\cdot}^{(h)}} \right]_{\mu\nu} , \quad (3)$$

where $U_{\mu\nu}^{(h)}$ is a bivector orthogonal to the hinge h , defined in four dimensions by

$$U_{\mu\nu}^{(h)} = \frac{1}{2A_h} \epsilon_{\mu\nu\rho\sigma} l_{(a)}^\rho l_{(b)}^\sigma , \quad (4)$$

with $l_{(a)}^\rho$ and $l_{(b)}^\rho$ two vectors forming two sides of the hinge h . We note that in general the validity of the lattice parallel transport formula given above is not restricted to small deficit angles.

For a closed path Γ , the total change in a vector ϕ_μ which undergoes parallel transport around the path is given by

$$\phi'_\mu = \phi_\mu + \delta\phi_\mu = \left[\prod_{\substack{\text{pairs of} \\ \text{simplices on } \Gamma}} L(j, j+1) \right]_\mu^\nu \phi_\nu \quad (5)$$

For smooth enough manifolds, the product of Lorentz transformations around a closed elementary loop Γ can be deduced from the components of the Riemann tensor,

$$\left[\prod_{\substack{\text{pairs of} \\ \text{simplices on } \Gamma}} L(j, j+1) \right]_\mu^\nu \approx \left[e^{R_{\cdot\rho\sigma}\Sigma^{\rho\sigma}} \right]_\mu^\nu, \quad (6)$$

where $(R_{\cdot\rho\sigma})_\mu^\nu = R_{\mu\rho\sigma}^\nu$ is the curvature tensor and $\Sigma^{\rho\sigma}$ is a bivector in the plane of Γ , with magnitude equal to $1/\sqrt{2}$ times the area of the loop Γ . (For a parallelogram with edges a^ρ and b^ρ , $\Sigma^{\rho\sigma} = \frac{1}{2}(a^\sigma b^\rho - a^\rho b^\sigma)$). The above result then reproduces to lowest order the parallel transport formula

$$\delta\phi_\mu = R_{\mu\rho\sigma}^\nu \Sigma^{\rho\sigma} \phi_\nu. \quad (7)$$

Comparison of Eq. (3) and Eq. (6) means that for *one* hinge one may make the identification

$$R_{\mu\nu\rho\sigma} \Sigma^{\rho\sigma} \rightarrow \delta_h U_{\mu\nu}^{(h)}. \quad (8)$$

It is important to notice that this relation does not give complete information about the Riemann tensor, but only about its projection in the plane of the loop Γ , orthogonal to the given hinge. Indeed the deficit angle divided by the area of the loop can be taken as a definition of the *local sectional curvature* K_h [12]

$$\frac{\delta_h}{A_{\Gamma_h}} = K_h = \frac{R_{\mu\nu\rho\sigma} e_a^\mu e_b^\nu e_a^\rho e_b^\sigma}{(g_{\mu\rho}g_{\nu\sigma} - g_{\mu\sigma}g_{\nu\rho}) e_a^\mu e_b^\nu e_a^\rho e_b^\sigma}, \quad (9)$$

which represents the projection of the Riemann curvature in the direction of the bivector $\mathbf{e}_a \wedge \mathbf{e}_b$.

The lattice Bianchi identities are derived by considering closed paths that can be shrunk to a point without entangling any hinge. The product of rotation matrices associated with the path then has to give the identity matrix [1, 3]. Thus, for example, the ordered product of rotation matrices associated with the triangles meeting on a given edge has to give one, since a path can be constructed which sequentially encircles all the triangles and is topologically trivial

$$\prod_{\substack{\text{hinges } h \\ \text{meeting on edge } p}} \left[e^{\delta_h U_{\cdot\cdot}^{(h)}} \right]_{\mu\nu} = 1. \quad (10)$$

Other identities might be derived by considering paths that encircle hinges meeting on one point.

3 Comments on Geometric Setups

Let us first consider three dimensions. Consider a tetrahedron with a point in its interior. Connect the vertices of the tetrahedron to the point in the center. We now have formed 4 tetrahedra from the original tetrahedron. In three dimensions, hinges are edges, so here we have four hinges: one from each vertex of the original tetrahedra to the interior point. Of course, we could also consider the hinges formed by connecting two vertices of the original tetrahedron, but we only want to consider hinges based at the aforementioned interior point, so the four hinges involving the interior point are all that we will consider.

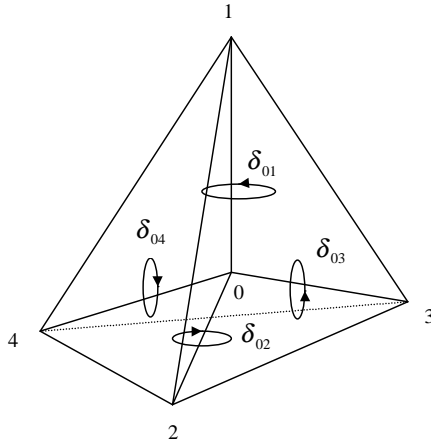


Fig. 1. In three dimensions four tetrahedra meet on a point, labelled here by 0. Deficit angles δ_{01} , δ_{02} , δ_{03} and δ_{04} are associated with edges $0 - 1$, $0 - 2$, $0 - 3$ and $0 - 4$ respectively. The Bianchi identities are obtained by taking an ordered product of rotation matrices along a path which encircles all four hinges (edges here) and is topologically trivial, in the sense that it can be shrunk to a point.

Let us now consider a view of this three dimensional setup, noting that so far we have yet to "curve" the 3-d space; i.e. let us consider this 3-dimensional setup in flat space. Refer to Fig. 1 as we describe this picture.

Call the interior point 0 (zero) and place it at the origin. Let us take our coordinate system so that vertex 1 lies on the positive z axis ($z_1 > 0$). Let us take vertex 2 to lie in the x-z plane with $z_2 < 0$ and $x_2 > 0$. Let us take vertex 3 to have $z_3 < 0$, $x_3 < 0$ and $y_3 > 0$. Finally, let us take vertex 4 to have $z_4 < 0$, $x_4 < 0$ and $y_4 < 0$. So, to summarize:

$$\begin{array}{rcccc}
 \text{Vertex :} & 1 & 2 & 3 & 4 \\
 z : & + & - & - & - \\
 x : & 0 & + & - & - \\
 y : & 0 & 0 & + & -
 \end{array} \tag{1}$$

(Now, these above restrictions taken together are sufficient but not necessary conditions to guarantee that the center point is completely surrounded. However, given V1 on $+\hat{z}$ and V2 in the z-x plane with $x > 0$, the condition that $y_3 > 0$ and $y_4 < 0$ are necessary but insufficient conditions to guarantee that the center point is completely surrounded. In any case, the following argument will apply for all cases where we have the center point completely surrounded; the aforementioned restrictions in Eq. (1) are mentioned only to give the reader a nice picture of the situation.)

Now, "curve the space". This is done by changing one of the edge lengths. Any 9 of the 10 edge lengths can be chosen arbitrarily (provided the center point is completely surrounded by the constructed volumes and provided that real areas and real volumes are formed) and the space will still be flat. So curvature, in this setup, just amounts to adjusting one edge length (l_{34} , the edge between vertices 3 and 4, is the easiest one to adjust). For an arbitrary setup, one adds more edges until the relative flat space locations of all vertices are specified, making sure not to add any edges between points whose relative flat space location is already determined but rather marking each such edge as an "unadded edge" (and making sure that all areas and volumes are real); then, all remaining ("unadded") edges are determined for flat space, and it is the varying of those remaining edges which is the source of all curvature for that setup. This last comment applies to d-dimensions and general lattices, not just d-simplices surrounding one point, and addresses the question of curvature invariance under edge variation, i.e. curvature invariance under the edge variation of the added (as opposed to the "unadded") edges.

Further, let us label the four tetrahedra by a point in each of them along the line $const * (\hat{l}_1 + \hat{l}_2 + \hat{l}_3)$ where \vec{l}_1 , \vec{l}_2 and \vec{l}_3 are vectors based at point 0, the interior point.

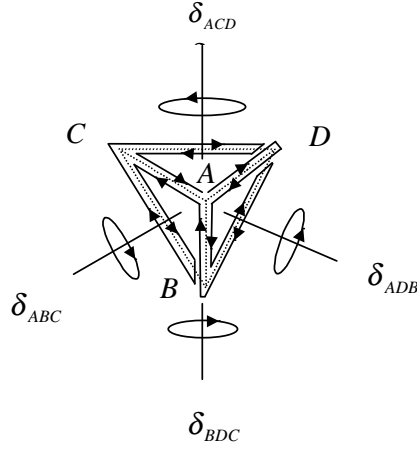


Fig. 2. Topologically trivial path which encircles four hinges in three dimensions, and can be shrunk to a point. The vertices A , B , C and D reside in the dual lattice, and can conveniently be placed at the centers of the tetrahedra shown in Fig. 1. It is then advantageous to label the deficit angles by the vertices in the dual lattice. The path ordered product of rotation matrices around the shown path then reduces to the identity matrix.

Referring to Fig. 1, and Fig. 2 which, with triangle BCD behind A, views Fig. 1 from underneath, let us call the point in the center of the tetrahedra formed via vertices 0123, and not 4, point D; similarly call the point at the center of 0234, and not 1, point A, that at the center of 0134, and not 2, point B and that at the center of 0124, and not 3, point C. We also have tetrahedron A which is the tetrahedron containing point A, tetrahedron B containing point B, etc. These four points, point A, point B, point C and point D form a Voronoi tetrahedra. Going from $A - B - C - A$, for example, goes around hinge 04. In general

hinge gone around	(pos) rotation symbol	Voronoi vertex left out of path	positive path	negative path
01	$R1$	A	$B - C - D - B$	$B - D - C - B$
02	$R2$	B	$A - D - C - A$	$A - C - D - A$
03	$R3$	C	$A - B - D - A$	$A - D - B - A$
04	$R4$	D	$A - C - B - A$	$A - B - C - A$

(2)

so that rotations which are clockwise when viewed from outside our setup, or counterclockwise when viewed from the point in the middle, are associated with a "-R", and rotations which are counter-clockwise when viewed from outside our setup, or clockwise when viewed from the point in the middle, are associated with a "+R", as is traditional for a right handed coordinate system inside the set-up.

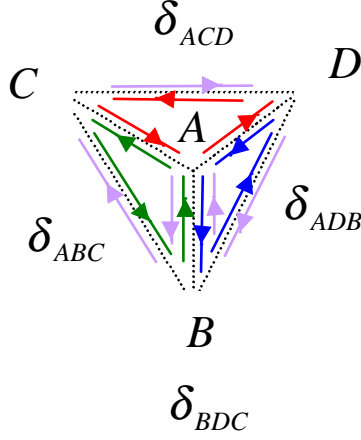


Fig. 3. Paths associated with different hinges in three dimensions are shown in different shades of gray. The product of rotation matrices around a single hinge is simply elated to the deficit angle for that hinge. In order to obtain a closed path, some paths have to be transversed more than two times in opposite directions.

Referring to Fig. 3, we write our null path as

$$A - B - D - A, A - D - C - A, A - C - B - A, A - B, B - C - D - B, B - A \quad (3)$$

or, noting that we read rotation matrices from right to left (so that if they were to act on a vector, the vector would be on the right), and noting $R_{tot} = 1$ since the path is a null path, we have

$$1 = R_{tot} = \Gamma_{A \rightarrow B}^{-1} R1_B \Gamma_{A \rightarrow B} R4 R2 R3 \quad (4)$$

where $\Gamma_{A \rightarrow B}$ is a rotation matrix representing the rotation that occurs when a vector is parallel transported from tetrahedron A directly to tetrahedron B, R_{tot} means the total rotation matrix after going through the

whole path, and the $_B$ in the $R1_B$ will be explained later, though for now one can simply think of the $_B$ meaning the R1 begins and ends in tetrahedron B. Now, this rotation seems to depend on the choice of coordinate systems in tetrahedra A and B; specifically, it seems to depend upon the transformation between the two coordinate systems (and the inverse of this transformation). It does not. The transformation between the two coordinate systems can be taken to be 1 via choice of B's coordinate system, so that the Γ 's go away. I.e. let A's coordinate system be fixed. We can then choose the coordinate system of B to be the same as A's coordinate system since such a choice does not fix any deficit angle. So, we have

$$1 = R_{tot} = R1R4R2R3 \quad (5)$$

Here, it should be noted that, since rotation matrices do not commute, other orders, such as $R4R1R2R3$, would not give the unit matrix. Further, even if A and B had different coordinate systems, it is of course best to write the product of rotation matrices such that each rotation matrix uses the same coordinate system. Given that the total path and many of the intermediate rotations begin and end at A, it is clearly best to choose A's coordinate system. Now, the existence of the Γ 's in Eq. (4) really means that $R1_B$ is done in B's coordinate system (for if $R1_B$ were done in A's coordinate system, we would not need to transform from A to B and back with the Γ 's), which is why it is labelled as $R1_B$. So, since we want to write all the rotation matrices, and hence R1, in A's coordinate system, we use

$$R1 = R1_A = \Gamma_{A \rightarrow B}^{-1} R1_B \Gamma_{A \rightarrow B} \quad (6)$$

so that Eq. (4) now also reads as Eq. (5).

Also in reference to the Γ 's, there is a subtlety to note. The Γ 's are always "direct" Γ 's. For example, Γ_{A-B} is not Γ_{A-C-B} (the latter being starting at A, then go directly to C, and then go directly to B) even though 1) both begin at A and end on B and 2) neither is a rotation which encloses a hinge. Note that the rotation for A-B-C-A, which is R1, is

$$R1 = \Gamma_{A-B} \Gamma_{A-C-B}^{-1} \quad (7)$$

so that, if we do choose a coordinate system in which $\Gamma_{A-B} = 1$, we have

$$R1 = \Gamma_{A-C-B}^{-1} \quad \text{in } \Gamma_{A-B} = 1 \quad \text{constrained coordinate system} \quad (8)$$

So, here, Γ_{A-C-B} cannot be constrained to be 1, since doing so would cause R1 to be the unit matrix, which is disallowed via the fact that the fixed edge lengths determine a non-zero deficit angle here. The moral of this point is that we cannot just go around setting various Γ 's equal to 1 without thinking about it, as doing so could then constrain various deficit angles to be zero when edge lengths dictate that they are non-zero! This is especially true in the case of complicated lattices, where it may take the combination of quite a few

Γ 's which one may have set equal to one to see that one has inadvertently imposed a condition of unity on a closed loop rotation matrix (or product of closed loop rotation matrices) where the edge lengths dictate that rotation matrix (or that product of rotation matrices) to be non-unity. (Also, in general, constraining various Γ 's in any way, not just to 1, can cause a rotation to be contradictorily defined.)

In fact, the general constraint is that the Γ 's you choose to set cannot enclose a closed path, because any closed path can be written as a product of rotation matrices, which are themselves determined by the edge lengths, which are taken to be already set before you choose your Γ 's. For example, A-B-C-D-A can be written as A-B-C-A, A-C-D-A where the C-A and the A-C cancel out since one occurs right after the other. (In more complicated lattices, this is still true, but one has to be careful because just because two tetrahedra share a common vertex does not mean that they share a common face, so in some cases "direct paths" between two tetrahedra must involve intermediate tetrahedron(s).)

In general, if one has N tetrahedra (or N d-simplices for d dimensions) labelled A_1, \dots, A_N on a common vertex, one can set up the Γ 's as follows: $\Gamma_{A_1-A_2}, \Gamma_{A_1-A_3}, \dots, \Gamma_{A_1-A_N}$, and one sees that $N-1$ Γ 's are allowed. Any other Γ (say $\Gamma_{A_2-A_3}$) would complete a closed path ($\Gamma_{A_2-A_3}$ would complete the $A_1 - A_2 - A_3 - A_1$ path since $\Gamma_{A_1-A_2}$ and $\Gamma_{A_1-A_3}$ are known). Another way to specify the Γ 's would be via $\Gamma_{A_1-A_2}, \Gamma_{A_2-A_3}, \dots, \Gamma_{A_{N-1}-A_N}$, which also has $N-1$ Γ specifications. If there is no direct path (through one face/(d-1)-simplex) from, for example, A_7 to A_8 , one specifies instead the Γ for a path beginning at A_7 and ending at A_8 but going through intermediate tetrahedron(s) (or d-simplex(es) for d dimensions). The first method of specification is superior in the sense that one needs at most only two of your chosen Γ 's to get between any two simplices. By specifying the coordinate system in, say, A_1 as well as specifying either of the two sets of $N-1$ Γ 's (which specify rotations for paths from A_1 to each of the other tetrahedra/d-simplices), one has now specified a *global* coordinate system for the N tetrahedra (or N d-simplices). One can visualize this coordinate system in flat 3-d space as tetrahedra which are attached to each other only by the faces corresponding to the $N-1$ Γ 's and which can go through each other (for e.g., consider an edge with greater than 2π radians around it). Of course, when viewed in the actual curved space, the tetrahedra do not go through each other.

Now, a subtle point needs to be made here. One could, correctly, say that one could choose $\Gamma_{A_1-A_2}, \Gamma_{A_1-A_3}, \dots, \Gamma_{A_1-A_N}$ all to be equal to 1 (and, in fact, this can be a very good idea). However, one could then incorrectly argue as follows: The transformation matrix to get between any two tetrahedra (or d-simplices) equals one (i.e. to get from A_2 to A_3 one goes from A_2 to A_1 and from A_1 to A_3 , but the rotation matrix for both of the latter steps equals one, and so the total rotation equals 1), and hence we are in flat, not curved, space. The problem with this argument is related to the point raised via eqs 7 and 8 taking $A_1 = C$, $A_2 = B$ and $A_3 = A$, except now we set Γ_{A-C-B} , and not Γ_{A-B} , equal to one. That is, there are many paths to get

from A_2 to A_3 , and as long as one has not specified the rotations for two paths to get from A_2 to A_3 , one has not specified any rotation. For example, say A_2 and A_3 share a common face (or (d-1)-simplex) for d dimensions) and let $\Gamma_{A_2-A_3}$ represent the rotation matrix to go between the two. Then, specifying $\Gamma_{A_1-A_2}$ and $\Gamma_{A_1-A_3}$ (here supposing A_1 and A_2 to be directly connected as well as A_1 and A_3) does not specify the rotation for $A_1 - A_2 - A_3 - A_1$ because the rotation matrix to go directly from A_2 to A_3 , $\Gamma_{A_2-A_3}$, has not been specified. In fact, setting $\Gamma_{A_1-A_2} = \Gamma_{A_1-A_3} = 1$ merely sets $R_{A_1-A_2-A_3-A_1} = \Gamma_{A_2-A_3}$. Only if one had specified two ways to go from A_2 to A_3 would one be in trouble, because then taking one path and the inverse of the other path, one would have specified a rotation for a closed loop which can be written as a product of rotation matrices (or one rotation matrix) which is determined solely by the edge lengths, which are taken to be determined prior to the Γ 's.

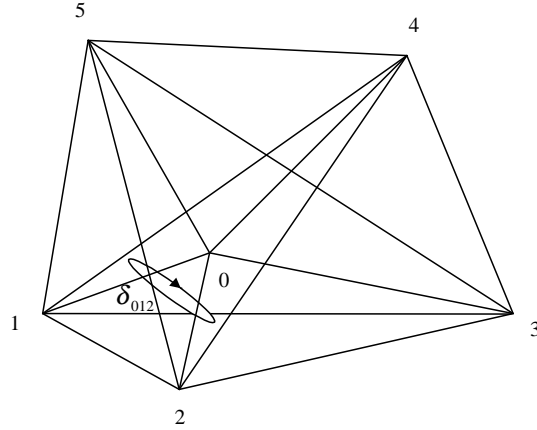


Fig. 4. Similar to Fig. 1., but now in four dimensions. In four dimensions five simplices meet on a point, labelled here by 0. Deficit angles δ_{012} etc. are associated with triangles 0 – 1 – 2 etc. respectively. The Bianchi identities are obtained by taking an ordered product of rotation matrices along a path which encircles several hinges (triangles here) and is topologically trivial, in the sense that it can be shrunk to a point.

Now, let us now consider one 4-d set up in particular. Consider a four simplex with a point in the middle. This divides the original 4-simplex into 5 new 4-simplices. Now, curve the space; i.e. now make the number of degrees around each triangle hinge involving the center vertex ("point in the middle") not equal to 360 degrees. See Fig. 4.

We now consider parallel transporting the vector around within this simplicial complex. Label each of the new 4-simplices A, B, C, D and E. See Fig. 5.

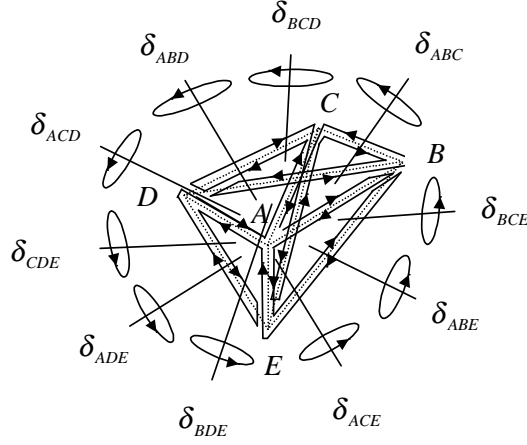


Fig. 5. Similar to Fig. 2., but now in four dimensions. The topologically trivial path which encircles all shown hinges can be shrunk to a point. The vertices A, B, C, D and E reside in the dual lattice, and can conveniently be placed at the centers of the simplices shown in Fig. 4.. As in the three-dimensional case, it is advantageous to label the deficit angles by the vertices in the dual lattice. The ordered product of rotation matrices around the shown path then reduces to the identity matrix.

We now make an important point for this particular set up. The point is that the number of 4-simplices around a triangle hinge is 3. You might think of there being 3 vertices in the two dimensional space of the

hinge, and three vertices in the remaining two dimensions. The three vertices in the hinge and two of the remaining three vertices outside the hinge form a 4-simplex. As there are three ways to pick two vertices in the two dimensions outside the hinge, three 4-simplices surround the hinge.

There are three simplexes around a hinge in two and three dimensions as well, where one would consider, respectively, a triangle with a point in the middle and a tetrahedron with a point in the middle. In these cases, there are 1 and 2 vertices, respectively, in the hinge's space; however, in both cases there are still 3 vertices to choose 2 of in the two dimensions outside the hinge.

So, now that we have found that there are 3 points in the two dimensional space surrounding a hinge, we can clearly conclude that a path from one 4-simplex to a second to a third and back to the first goes around a hinge. We are just going around a triangle hinge formed by the intersection of the three 4-simplices surrounding it.

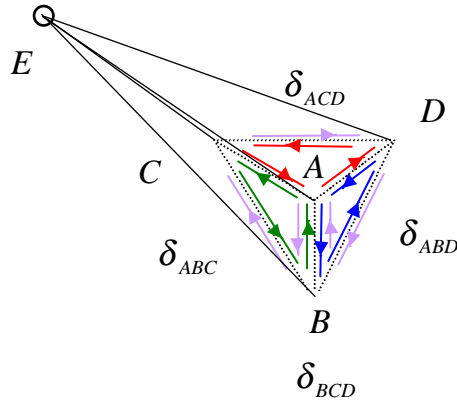


Fig. 6. Similar to Fig. 3., but now in four dimensions. Paths associated with different hinges are shown here in different shades of gray. The product of rotation matrices around a single hinge is simply related to the deficit angle for that hinge. Again, in order to obtain a closed path some paths have to be transversed more than two times in opposite directions. In constructing the Bianchi identities, it is sufficient to consider only the vertices A, B, C, D (and not E), plus three of the four remaining permutations.

So, we now consider a path which includes 4 of the 5 simplices which surround the "point in the middle". Specifically, referring to Fig. 6, the path is

$$A - B - D - A, A - D - C - A, A - C - B - A, A - B, B - C - D - B, B - A \quad (9)$$

The same path works for 3-d, which then includes all 4 of the 4 tetrahedra surrounding the point in the middle (see Eq. (3)).

4 Bianchi Identities in Three Dimensions

Now, it turns out to be very convenient to be able to express a rotated vector in terms of the "old" vector and the hinge edge. One notes that the only rotation occurs to the portion of the vector that is perpendicular to the hinge, so that $(\vec{v} \cdot \hat{l})\hat{l}$ is part of the new vector. One proceeds to form an orthogonal coordinate system with the old vector, \vec{v} , and the hinge, \hat{l} . One chooses $\hat{l}, \vec{v} \times \hat{l}$ and $\hat{l} \times (\vec{v} \times \hat{l})$. So, since \vec{v} clearly has no component parallel to $\vec{v} \times \hat{l}$, the component of \vec{v} which is rotated in the $[\vec{v} \times \hat{l}] - [\hat{l} \times (\vec{v} \times \hat{l})]$ plane is parallel to $\hat{l} \times (\vec{v} \times \hat{l})$. So, one finds

$$\vec{v}' = (\vec{v} \cdot \hat{l})\hat{l} + \left\{ \frac{\vec{v} \cdot [\hat{l} \times (\vec{v} \times \hat{l})]}{|\hat{l} \times (\vec{v} \times \hat{l})|} \right\} \left\{ \cos \delta \left[\frac{\hat{l} \times (\vec{v} \times \hat{l})}{|\hat{l} \times (\vec{v} \times \hat{l})|} \right] - \sin \delta \left[\frac{\vec{v} \times \hat{l}}{|\vec{v} \times \hat{l}|} \right] \right\} \quad (1)$$

which simplifies to

$$\vec{v}' = \left[2 \sin^2 \frac{\delta}{2} (\vec{v} \cdot \hat{l}) \right] \hat{l} + (\cos \delta) \vec{v} + (\sin \delta) \hat{l} \times \vec{v} \quad (2)$$

The total rotated vector (after all successive rotations) is most easily found using a recursive application of Eq. (2) via standard dot/cross product rules, as well as being sure to set up one's coordinate system where the Γ_{A-B} mentioned earlier equals 1. Then, one notes that the most general form of a rotation can be written as

$$R_{tot} \vec{v} = a \vec{v} + \vec{b} \times \vec{v} + \sum_i (\vec{c}_i \cdot \vec{v}) \vec{d}_i = \begin{pmatrix} a + c_{i1} d_{i1} & -b_3 + c_{i2} d_{i1} & b_2 + c_{i3} d_{i1} \\ b_3 + c_{i1} d_{i2} & a + c_{i2} d_{i2} & -b_1 + c_{i3} d_{i2} \\ -b_2 + c_{i1} d_{i3} & b_1 + c_{i2} d_{i3} & a + c_{i3} d_{i3} \end{pmatrix} \vec{v} \quad (3)$$

where a, \vec{b} , and the \vec{c}_i are easily found with the expression one had gotten for \vec{v}'_{final} using Eq. (2). Here, \vec{d}_i runs over all possible vectors in the rotation, which for the sample case we are considering, is just l_1, l_2, l_3, l_4 and the $4 \cdot 3/2 = 6$ possible cross products between them. The \vec{c}_i are then to be viewed as the vectors in the $4 + 6 = 10$ $\vec{c}_i \cdot \vec{v}$ coefficients of the \vec{d}_i in Eq. (3) (look at the non-matrix expression). The a , the \vec{b} and the \vec{c}_i are extremely complicated expressions in terms of deficit angles, internal angles, normalized volumes and normalized areas. Here, normalization means dividing by the product of the magnitudes of the defining vectors. Do note that due to the vector nature of the cross product in 3-d, only the \vec{b} contains normalized areas.

Now, from the matrix form of Eq. (3) one can find a scalar and vector identity. We find these equations by noting

$$R_{tot} = I \quad (4)$$

Taking the trace of both sides while using Eq. (3) gives the scalar equation

$$3(1 - a) = \sum_i \vec{c}_i \cdot \vec{d}_i \quad (5)$$

while taking the antisymmetric part of Eq. (3) gives the vector equation

$$2\vec{b} = \sum_i \vec{c}_i \times \vec{d}_i \quad (6)$$

and taking the symmetric part of Eq. (3) gives a tensor equation which is unnecessary to discuss. There are only three quantities in a 3d rotation equation: the two angles of \hat{n}_{tot} and the δ_{total} , as the product of rotations can be represented as one rotation with one \hat{n} and one δ . So, Eq. (6), being a vector equation and hence having three components, is sufficient to describe the total rotation. So, here, we have found a vector and scalar discrete analogy of the continuum Bianchi identities for arbitrary deficit angles. These identities are in terms of deficit angles, internal triangle angles, normalized areas and normalized volumes. The normalized areas, naturally vectors from a geometric point of view, appear explicitly only in the vector identity.

Again, it should be noted that Eq. (4) is only valid for a product of rotations around hinges which gives no rotation. Permute two of the rotation matrices making up the total rotation, and the new total rotation matrix will not be the unit matrix.

It turns out that the vector discrete Bianchi Identity is the direct analog of the three continuum Bianchi Identities, whereas the scalar Bianchi Identity is analogous to the fact that the continuum Bianchi Identities, taken as a three component vector put equal to zero, is null.

To see this, let us now consider the small deficit angle limit to first order. This simplifies Eq. (2) dramatically to

$$\vec{v}'_{small\delta} = \vec{v} + \delta(\hat{l} \times \vec{v}) \quad (7)$$

which gives, after applying successive rotations,

$$\begin{aligned} a &= 1 \\ \vec{b} &= \sum_i \delta_i \hat{l}_i \\ c &= 0 \end{aligned} \quad (8)$$

so that the vector equation becomes

$$\vec{b} = \vec{0} \quad (9)$$

which will turn out to be the (necessarily 1st order) analog of the continuum Bianchi Identities. The scalar equation is a trivial $0=0$ to first order. To second order, it becomes

$$\vec{b} \cdot \vec{b} = 0 \quad (10)$$

where the \vec{b} used is just the \vec{b} in Eq. (8).

These first order (for \vec{b}) equation (and hence the second order $\vec{b} \cdot \vec{b} = 0$ scalar equation) is true for arbitrary configurations, not just our tetrahedron with a point in the middle set up.

Now, we bring in the continuum Bianchi Identity and make an analogy first with the vector and then with the scalar discrete Bianchi Identities. As is well known, the Bianchi Identities for three dimensions are:

$$R_{\sigma\beta 12;3} + R_{\sigma\beta 23;1} + R_{\sigma\beta 31;2} = 0 \quad (11)$$

where σ and β can be set equal to $\{1, 2\}$, $\{2, 3\}$ and $\{3, 1\}$ to give three Bianchi Identities. Multiplying by $g^{\alpha\sigma}$ and summing over σ gives

$$R^\alpha_{\beta 12;3} + R^\alpha_{\beta 23;1} + R^\alpha_{\beta 31;2} = 0 \quad (12)$$

Even though there are nine equations for the nine pairs of α and β , as the σ - β antisymmetry of Eq. (11) has been lost, there are still only three independent equations here, since each of these nine equations is a linear combination of (two of) the three equations of Eqs. (12). One now defines a vector $\tilde{R}^\alpha_{\beta}{}^\gamma$ via

$$\tilde{R}^\alpha_{\beta}{}^\gamma = \epsilon^{\gamma\mu\nu} R^\alpha_{\beta\mu\nu} \quad (13)$$

(see Eq. (8)). Here, note that the γ direction is perpendicular to the plane of rotation, which is defined via the μ and ν indices for which $\epsilon^{\gamma\mu\nu} \neq 0$.

In this case, the Bianchi Identities now read

$$\tilde{R}^\alpha_{\beta}{}^\gamma{}_{;\gamma} = 0 \quad (14)$$

We now consider this equation as being integrated over a spherical volume about the point in the middle of our construction. The volume here is constrained to remain within the tetrahedra about the point in the middle. So, we have

$$\int d^3x \tilde{R}^\alpha_{\beta}{}^\gamma{}_{;\gamma} = 0 \quad (15)$$

Using Gauss' theorem, we find, where \hat{r} is a radial unit vector,

$$\int dA \tilde{R}^\alpha_{\beta}{}^\gamma \hat{r}_\gamma = 0 \quad (16)$$

or, just

$$\int dA \tilde{R}^\alpha_{\beta}{}^r = 0 \quad (17)$$

where positive rotations of parallel transported vectors correspond to a positive deficit angle for counter-clockwise rotations viewed along \hat{r} from outside the sphere, or, equivalently, a negative deficit angle for clockwise rotations viewed along \hat{r} from inside the sphere.

This is the equation which we now apply to Regge gravity. In Regge gravity, there are edges emanating from the point which this identity is taken about. So, what we do is think of the curvature as being compressed into edges which lie around the center point. As this compression comes close to completion, we find

$$\sum_{edges-to-be} (\tilde{R}^{\alpha}{}_{\beta}{}^r)_{edge-to-be} dA_{\perp edge} = 0 \quad (18)$$

where $dA_{\perp edge}$ is the non-zero curvature area perpendicular to the edge-to-be. So, since the edges are in the radial direction,

$$\sum_{edges} (R_{edge} - 1)^{\alpha}{}_{\beta} = 0 \quad (19)$$

where R_{edge} here, in this last equation, stands for the rotation matrix which would act on a vector going around the edge.³

Now, in the continuum the infinitesimal rotations in various planes around a point commute, as do the rotations around edges in the discrete case to first order, but not to second order. As this equation was derived from the continuum where rotations commute, they are valid in the discrete case only to the extent that rotations commute; that is to say, they are valid in the discrete case only to 1st order. In fact, the general assumption of a flat overall coordinate system in the derivation, so that Gauss' theorem could be used and so that the edges have definite directions, also introduces errors of 2nd order. So, we would only expect this equation to be valid to 1st order limit. And, in fact, taking the antisymmetric portion of Eq. (19) gives Eq. (9), valid to 1st order, while taking the trace gives Eq. (10), which, though valid to second order, is just the product of Eq. (9) with itself and so is only really a consequence of a 1st order equation. These equations have been verified in the low curvature (1st order for Eq. (9) and 2nd order for Eq. (10)) limit, and have been shown to be violated for higher orders in favor of the general discrete Bianchi Identities, Eqs. (5) and (6), which are valid in all cases.

5 Bianchi Identities in Four Dimensions

³ In fact, to get this result, one did not have to integrate Eq. (14) over a sphere; one could integrate over any region about the point in the middle. Denoting the surface normal by \hat{n} , one would find $\int dA_{edge-surface} \tilde{R}^{\alpha}{}_{\beta}{}^n = 0$, which implies $\sum_{edges} (\tilde{R}^{\alpha}{}_{\beta}{}^n)_{edge} dA_{edge-surface} = 0$, where $dA_{edge-surface}$ is the area of the intersection region of the surface with the edge. As the edge thins in the limiting process, this intersecting region is just a plane making an angle θ with $dA_{edge-\hat{r}}$ where $dA_{edge-\hat{r}}$ is the area of intersection of a plane perpendicular to the edge with the edge (in the same region of the edge as $dA_{edge-surface}$ was). So, noting that the edges are in the \hat{r} direction, one finds $\sum_{edges} ((\tilde{R}^{\alpha}{}_{\beta}{}^r)_{edge} \cos \theta) (dA_{edge-\hat{r}} / \cos \theta) = 0$ or just $\sum_{edges} (\tilde{R}^{\alpha}{}_{\beta}{}^r)_{edge} dA_{edge-\hat{r}} = 0$ which just means Eq. (19).

In the four dimensional case, considering how a vector rotates when it is parallel transported around a hinge, we, as in the three dimensional case, form an orthogonal coordinate system using the (old) vector and the hinge, the additional edge in the hinge compensating for going up one dimension. Taking \hat{l}_1 and \hat{l}_2 as the two edges which form the hinge, one uses the following four vectors to form the orthogonal coordinate system: \hat{l}_1 , \hat{l}_2 , $\vec{v} \times \hat{l}_1 \times \hat{l}_2$ and $\hat{l}_2 \times \hat{l}_1 \times (\vec{v} \times \hat{l}_1 \times \hat{l}_2)$ where

$$\hat{l}_2' = \frac{\hat{l}_2 - (\hat{l}_2 \cdot \hat{l}_1)\hat{l}_1}{|\hat{l}_2 - (\hat{l}_2 \cdot \hat{l}_1)\hat{l}_1|} = \frac{\hat{l}_2 - (\hat{l}_2 \cdot \hat{l}_1)\hat{l}_1}{2A[\hat{l}_1, \hat{l}_2]} \quad (1)$$

and where $A[\hat{l}_1, \hat{l}_2]$ is the area of the triangle, not the parallelogram, formed by \hat{l}_1 and \hat{l}_2 .

Now, in four dimensions, the hinge we rotate about is a triangle, and the plane in which the rotation occurs is perpendicular to that triangle. Since \hat{l}_1 and \hat{l}_2' span the space of the triangle, the components of the rotated vector in those two perpendicular directions will not change. Now, since the only remaining component of the vector is in the $\hat{l}_2' \times \hat{l}_1 \times (\vec{v} \times \hat{l}_1 \times \hat{l}_2')$ direction, v clearly being perpendicular to $\vec{v} \times \hat{l}_1 \times \hat{l}_2$, we can write

$$\vec{v}' = (\vec{v} \cdot \hat{l}_1)\hat{l}_1 + (\vec{v} \cdot \hat{l}_2')\hat{l}_2' + \left\{ \frac{\vec{v} \cdot [\hat{l}_2' \times \hat{l}_1 \times (\vec{v} \times \hat{l}_1 \times \hat{l}_2')]}{|\hat{l}_2' \times \hat{l}_1 \times (\vec{v} \times \hat{l}_1 \times \hat{l}_2')|} \right\} \left\{ \cos \delta \left[\frac{\hat{l}_2' \times \hat{l}_1 \times (\vec{v} \times \hat{l}_1 \times \hat{l}_2')}{|\hat{l}_2' \times \hat{l}_1 \times (\vec{v} \times \hat{l}_1 \times \hat{l}_2')|} \right] + \sin \delta \left[\frac{\vec{v} \times \hat{l}_1 \times \hat{l}_2'}{|\vec{v} \times \hat{l}_1 \times \hat{l}_2'|} \right] \right\} \quad (2)$$

which simplifies to

$$\vec{v}' = 2 \sin^2 \frac{\delta}{2} [(\vec{v} \cdot \hat{l}_1)\hat{l}_1 + (\vec{v} \cdot \hat{l}_2')\hat{l}_2'] + [\cos \delta] \vec{v} + [\sin \delta] \vec{v} \times \hat{l}_1 \times \hat{l}_2' \quad (3)$$

Now, as in the three dimensional case, we consider null paths as being products of rotations as we parallel transport a vector; only now we are going through 4-simplices as opposed to tetrahedra. Recall that in the three dimensional case, the path could be written in terms of the four tetrahedra it went through, and only depended on the fact that each tetrahedra was directly connected to each other tetrahedra. We can follow the same procedure in the four dimensional case by choosing four of the five 4-simplices and applying Eq. (9) (we could interchange 4-simplex E with any of the other 4-simplices in Eq. (9)). We have

$$R_{l,tot} = \prod_{m=1}^4 R_{lm} = 1 \quad (4)$$

Here, the l index can be taken to represent the simplex left out of the null path.

Following the 3-d case, we can write the most general product of matrices, and hence of rotation matrices, as

$$\begin{aligned}
R_{tot}\vec{v} &= a\vec{v} + \sum_n \vec{\epsilon}_{\alpha\beta\gamma} b_{1n}^\alpha b_{2n}^\beta v^\gamma + \sum_i (\vec{c}_i \cdot \vec{v}) \vec{d}_i = a\vec{v} + \sum_k \sum_{j_k=1}^{(j_k)_{max}} \vec{\epsilon}_{\alpha\beta\gamma} b_{1k}^\alpha b_{2j_k}^\beta v^\gamma + \sum_i (\vec{c}_i \cdot \vec{v}) \vec{d}_i \\
&= \begin{pmatrix} a + c_{i1}d_{i1} & \sum_{kj} b_{1k}^3 b_{2j}^4 + c_{i2}d_{i1} & \sum_{kj} b_{1k}^4 b_{2j}^2 + c_{i3}d_{i1} & \sum_{kj} b_{1k}^2 b_{2j}^3 + c_{i4}d_{i1} \\ \sum_{kj} b_{1k}^4 b_{2j}^3 + c_{i1}d_{i2} & a + c_{i2}d_{i2} & \sum_{kj} b_{1k}^1 b_{2j}^4 + c_{i3}d_{i2} & \sum_{kj} b_{1k}^3 b_{2j}^1 + c_{i4}d_{i2} \\ \sum_{kj} b_{1k}^2 b_{2j}^4 + c_{i1}d_{i3} & \sum_{kj} b_{1k}^4 b_{2j}^1 + c_{i2}d_{i3} & a + c_{i3}d_{i3} & \sum_{kj} b_{1k}^1 b_{2j}^2 + c_{i4}d_{i3} \\ \sum_{kj} b_{1k}^3 b_{2j}^2 + c_{i1}d_{i4} & \sum_{kj} b_{1k}^1 b_{2j}^3 + c_{i2}d_{i4} & \sum_{kj} b_{1k}^2 b_{2j}^1 + c_{i3}d_{i4} & a + c_{i4}d_{i4} \end{pmatrix} \vec{v} \quad (5)
\end{aligned}$$

The main difference between this above formula and Eq. (3) is that in Eq. (3) there was only one \vec{b} , whereas here, we have a set of pairs of \vec{b} 's, i.e. $\{(\vec{b}_{1n}, \vec{b}_{2n})\}$. So, for these new \vec{b} 's, the first lower index indicates whether it comes 1st or 2nd in the cross product with \vec{v} , the second lower index indicates what term in the sum it belongs to, and the upper index indicates which component of it is being taken. The \sum_n form has a nicer appearance, but the \sum_{jk} form is much better when doing computations. The k subscript in j_k has been omitted in the matrix form given.

As in the three dimensional case, we use

$$R_{tot} = 1 \quad (6)$$

and take the symmetric and antisymmetric part of the equation to give, respectively

$$4(1 - a) = \sum_i \vec{c}_i \cdot \vec{d}_i \quad (7)$$

and

$$2B = C \quad (8)$$

where B and C have matrix elements

$$B^{\alpha\beta} \equiv \sum_{jk} \epsilon^{\alpha\beta}_{\gamma\delta} b_{1j}^\gamma b_{2k}^\delta \quad (9)$$

and

$$C^{\alpha\beta} \equiv \sum_i (c_i^\alpha d_i^\beta - d_i^\alpha c_i^\beta) \quad (10)$$

Now, recall that there was one equation for each 4-simplex left out, which means that, because we had five four-simplices, there is a set of five of each Eq. (6), and hence sets of five of Eqs. (7) and Eqs. (8). Specifically, we have:

$$R_{tot}^l = 1 \text{ for } l = 1, 2, 3, 4, 5 \quad (11)$$

which implies

$$2B^l = C^l \text{ for } l = 1, 2, 3, 4, 5 \quad (12)$$

and

$$4(1 - a^l) = \sum_i \vec{c}_i^l \cdot \vec{d}_i^l \text{ for } l = 1, 2, 3, 4, 5 \quad (13)$$

which, in the small deficit angle case, reduce to first order

$$B^l = \sum_{i \neq l} \delta_{li} \epsilon^{\alpha\beta}_{\mu\nu} l_i^\mu l_i^{\nu} = 0 \text{ for } l = 1, 2, 3, 4, 5 \quad (14)$$

and $0^l = 0^l$ respectively. The small deficit angle tensor equation can be rewritten, using Eq. (4), to give

$$\sum_{i \neq l} \delta_{li} U_{li}^{\alpha\beta} = 0 \text{ for } l = 1, 2, 3, 4, 5 \quad (15)$$

where we have substituted in for l'_i using Eq. (1).

Now, when doing one of these rotations, the question of which hinge edge to call l_1 and which hinge edge to call l_2 , or equivalently the issue of whether, for the path chosen, the rotation angle is $+\delta$ or $-\delta$, comes up here. Looking at Eq. (3), we note that interchanging \hat{l}_1 and \hat{l}_2 , or equivalently changing $+\delta$ to $-\delta$, changes the sign of the last term there while leaving the rest of the equation the same. One can make the correct choice in two ways.

The resolution to this issue is enlightening, in that it allows a visualization of the 4-d Bianchi identities via a 3-d projection. Just as the 2-d surface of a 3-sphere is closed, (as the 1-d surface of a 2-sphere is), the 3-d surface of a 4-sphere is closed. Further, just as the 2-d surface of a 3-d sphere can be seen as two bent 2-d surfaces in 3-d space connected via a 1-d surface (as the 1-d surface of a 2-d sphere can be seen as two bent 1-d surfaces in 2-d space connected via a 0-d surface, or really two 0-d surfaces), a 3-d surface of a 4-d sphere can be seen as two bent 3-d surfaces in 4-d space connected via a 2-d surface. Each point in the 3-d surface has its own 3-d Bianchi Identity, which is obtained by projecting the 4-d space to 3-d space perpendicular to the unit vector pointing to the surface point, all while remaining on the tip of that unit vector. What was a deficit angle formed by \hat{l}_1 (where \hat{l}_1 is the unit vector pointing to the surface point 1) and another unit vector \hat{l}_2 now becomes, when taking the projection at point 1, the 3-d deficit angle about the edge pointing along $\hat{l}_2 - \hat{l}_1$, or really pointing along the projection of that vector difference into the 3-d space perpendicular to \hat{l}_1 , which is really just the projection of \hat{l}_2 into the 3-d space perpendicular to \hat{l}_1 with its base moved to the tip of \hat{l}_1 . This vector, normalized, is precisely the \hat{l}'_2 of Eq. (1). So, for a Bianchi Identity about point, one merely keeps the position of \hat{l}_1 in the 2nd to last spot (keeping it in the last spot

reverses counter-clockwise to clockwise and hence reverses the sequence of hinges rotated about in the null path) in Eq. (3) so that its 3-d projection corresponds correctly to the 3-d case (here our 4-d cross product of \vec{v} , \hat{l}_1 and \hat{l}'_2 is $\epsilon_{-\alpha\beta\gamma}\vec{v}^\alpha\hat{l}_1^\beta\hat{l}'_2{}^\gamma$ and not $\epsilon_{\alpha\beta\gamma}\vec{v}^\alpha\hat{l}_1^\beta\hat{l}'_2{}^\gamma$; also $\epsilon_{1234} = \epsilon_{123} = +1$).

Now, in spite of the fact that there are other vectors in our 4-d curved space emanating from the tip of \hat{l}_p besides $-\hat{l}_p$, the only Bianchi Identity for point p is that obtained via a projecting out of the \hat{l}_p components of the vectors emanating out of point p. This is because any Bianchi Identity must have its path (or the essential portion thereof) perpendicular to each hinge it goes around while the path goes around that hinge, and each hinge about point p involves edge \hat{l}_p . Incidentally, this indicates that the number of rotation Bianchi Identities is equal to the number of points on the 3-d surface of our 4-d object, which is just the number of edges emanating from the center of our 4-d object. However, the actual number of rotation Bianchi Identities is the number of edges minus one, because with all but one of the edge based Bianchi Identities, one can derive from those the Bianchi Identity for the remaining edge, since a 2-d surface which encloses all but one point on one side in our closed 3-d surface encloses the remaining point on the other side, just as in the 3-d case a 1-d surface (i.e. a curve) enclosing all but one point on one side in our closed 2-d surface encloses the remaining point on the other side. In particular, once one has chosen a coordinate system via picking a coordinate system in one 4-simplex and then picking transformation matrices between all adjacent 4-simplices consistent with the given deficit angles, the "last" rotation Bianchi Identity involves a product of rotations each of which is in another Bianchi Identity. Each of the rotations then in the "last" rotation Bianchi Identity is also in one other rotation Bianchi Identity, and one continues the substitution process until one completely "unpeels" the 3-d surface and gets unity.

Similarly, any closed 2-d surface in the 3-d surface has one Bianchi Identity associated with it, which can be derived from Bianchi Identities at the 3-d surface points on one side of the 2-d surface, or from Bianchi Identities at the 3-d surface points on the other side of the 2-d surface.

Now, it turns out that only four of these rotation equations are independent for our point in the middle of a 4-simplex geometric setup. In fact, the number of equations one could write down is infinite, because any product of Bianchi Identities would yield a new Bianchi Identity; further, multiplying by any R on the left and R^{-1} on the right of any of Eqs. (11) would also be a Bianchi Identity, but would result in a different a, different \vec{b} 's, different \vec{c} 's and additional \vec{d} 's. One could say it is obvious to stick to the above most simple Bianchi Identities, but that would not be a proof, and in fact gives all five of Eqs. (11), which is one too many.

The exact form of the Bianchi Identities can in fact be found via writing down the deficit angle equations, choosing a convenient coordinate system, and then seeing which ones are redundant. Specifically, one writes down each deficit angle equation in terms of (direct) Γ 's representing rotations between adjacent 4-simplices.

One then chooses the maximum number of Γ 's that can be chosen arbitrarily to fix the overall coordinate system, and sets them equal to 1 (actually, one can set each of them equal to a different arbitrarily chosen rotation matrix, but this would be an unnecessary complication). One then sees what the minimum number of equations is that, if assumed, imply all the others. Now, actually, one knows the number of redundant equations one should get in advance; this number (times $d(d-1)/2$, which is the number of actual equations per each rotation equation) is discussed in the section on the number of Bianchi Identities. So, all that remains is to identify which equations are the implied equations. Pick any of the aforementioned number of equations, solve them for the remaining Γ 's which could not be fixed by coordinate system choice, and plug them into the remaining redundant equations. Those equations are the Bianchi Equations for the coordinate system that you chose.

When one does this for our point in a 4-simplex case, one finds that the Bianchi Identities correspond to four, and only four, of the Eqs. (11), so that only four of Eqs. (12) and only four of Eqs. (13) come from Bianchi Identity rotation equations. And, in fact, given that the number of single equations that each equation of Eqs. (12) is $d(d-1)/2$, which is the number of single equations that each equation of Eqs. (11), being a (total) rotation matrix, has, one is tempted to simply use 4 of Eqs. (12) for the Bianchi Identities. In fact, this would be correct and would give 24 Bianchi Identities, the number of Bianchi Identities in the continuum.

Let us proceed to now see this by developing the 4-d Bianchi Identities from the continuum case. The steps will parallel those taken for this purpose in the 3-d case, but there will be some addenda.

Now, we bring in the continuum Bianchi Identity and make an analogy first with the tensor and then with the scalar discrete Bianchi Identities. As is well known, the Bianchi Identities for four dimensions are

$$R_{\sigma\beta\eta\kappa;\lambda} + R_{\sigma\beta\kappa\lambda;\eta} + R_{\sigma\beta\lambda\eta;\kappa} = 0 \quad (16)$$

where $\sigma, \beta = 1, 2, 3, 4$ and $\sigma \neq \beta$, and where η, κ and λ are three different numbers chosen from $\{1, 2, 3, 4\}$. This gives 24 uncontracted Bianchi Identities. Multiplying by $g^{\alpha\sigma}$ and summing over σ gives

$$R^\alpha_{\beta\eta\kappa;\lambda} + R^\alpha_{\beta\kappa\lambda;\eta} + R^\alpha_{\beta\lambda\eta;\kappa} = 0 \quad (17)$$

Even though there are 64 ($16 \cdot 4$) equations for the 16 pairs of α and β , as the σ - β antisymmetry of Eq. (16) has been lost, there are still only 24 independent equations here, since each of these 64 equations is a linear combination of (3 of) the 24 equations of Eqs. (17). So now one defines a vector $\tilde{R}^\alpha_\beta{}^{\gamma\delta}$ via

$$\tilde{R}^\alpha_\beta{}^{\gamma\delta} = \frac{1}{2!} \epsilon^{\gamma\delta\mu\nu} R^\alpha_{\beta\mu\nu} \quad (18)$$

Here, note that the γ and δ indices are perpendicular to the plane of rotation, which is defined via the μ and ν indices for which $\epsilon^{\gamma\delta\mu\nu} \neq 0$.

In this case, the Bianchi Identities now read:

$$\tilde{R}^{\alpha}{}_{\beta}{}^{\gamma\delta}{}_{;\gamma} = 0 \quad (19)$$

where it should be noted that, in deriving this from Eq. (17), one multiplies Eq. (17) by $\epsilon^{\lambda\delta\eta\kappa}$, and hence δ is perpendicular to the $\eta - \kappa$ plane, the $\kappa - \lambda$ plane and the $\lambda - \eta$ plane, so that in the resultant equation δ is perpendicular every rotation plane summed over.

We now consider this equation as being integrated over a 3-sphere which is perpendicular to the δ direction and contained within the various 4-simplices. We have

$$\int d^3x \tilde{R}^{\alpha}{}_{\beta}{}^{k\delta}{}_{;k} = 0 \quad (20)$$

The argument follows exactly as in the 3-d case. The δ index is removed, and any triangle hinge is replaced by an edge hinge which is the line segment within the triangle that is in the $\delta = 0$ 3-volume. Do note that some (and in general most, if there are many triangle hinges) of the triangle hinges have no such line segment because they do not cross the $\delta = 0$ 3-volume. In fact, some (and, again, most if there are many triangle hinges) of the triangle hinges will be in no $\delta = 0$ 3-volume for a chosen set of 4 orthogonal axes. If one is unlucky enough to have an edge bordering triangle hinges fall within one's 3-d space, one does not a priori know which triangle hinge that edge belongs to; in fact, one then needs a limiting process of approaching the $\delta = 0$ 3-volume to determine which one it is (one can always slightly rotate the coordinate system). At the end, one finds four equations, one for each value of δ , of the form Eq. (19). Equivalently to those four equations, we write

$$\sum_{hinges} (R_{hinge} - 1)^{\alpha}{}_{\beta}{}^{\delta} = 0 \quad (21)$$

where the hinges are now 4-d triangle hinges. Here, we have used the fact that it doesn't matter which radial line segment of the hinge you are at when you go around the hinge because you will always get the same rotation; i.e. R_{edge} for any radial edge within the hinge is always the same rotation R_{hinge} . One should note that there is a possible ambiguity as to which hinge an edge is in if the edge in the 3-d space is one of the 4-d edges, i.e. if it borders more than one hinge. In this case, one can simply choose a different orthogonal coordinate system to work with, or one slightly rotates the $\delta = 0$ three-volume.

Since we need only four independent equations for the equivalence of the continuum and discrete cases, we choose four of the five edges in our point in 4-simplex case and have δ point along a different edge for each equation. If we had more edges, we would add an additional equation for each additional edge (later

we will find that the number of Bianchi Identities increases proportionally to the increase in the number of edges).

In general, one will have to consider rotations which do not involve the edge which is taken as the δ direction. For example, consider a case where the δ direction edge is very near each other edge that it forms a hinge with. In this case, the $\delta = 0$ three-volume will not include any of the hinges formed using the δ direction edge. In practice, one should just find $e - 1$ null paths which are a product of rotations; here, e is the number of edges emanating from the origin, and the paths are found with the Γ method described earlier, just before we began our 4-d continuum to discrete derivation.

Eq. (21) is equivalent to Eq. (15) (or Eq. (14)), and has been shown to be valid to 1st order; at higher than first order, Eq. (15) fails and must be replaced by Eq. (8). The scalar equation, Eq. (7), also has been shown to hold generally.

6 General d-dimensional Case

Let us first consider the number of Bianchi Identities. There is a simple way to calculate the number of (completely uncontracted) Bianchi Identities in Regge gravity. One sees how many Γ 's there are for coordinate transitions between neighboring d-simplices (in d dimensions). Count each Γ as $d(d-1)/2$ degrees of freedom. (One first specifies a d-2 dimensional subspace about which the rotation occurs with d-2 vectors. The number of degrees of freedom in choosing the i th vector is $d-i$, so the total number of degrees of freedom in choosing the d-2 dimensional subspace is $\sum_{i=1}^{d-2} (d-i) = \sum_{i=2}^{d-1} i$. Add in the one degree of freedom for choosing the rotation angle, and one finds the total number of degrees of freedom for a rotation matrix is $\sum_{i=1}^{d-1} i = d(d-1)/2$.) So one has an initial degree of freedom equal to $Bd(d-1)/2$ where B is the number of Γ 's (and hence the number of borders between adjacent d-simplices). Now, one must subtract the h constraints provided by setting products of gammas around each hinge equal to a rotation matrix specified by the edge lengths. And, one must also subtract the $s-d(d-1)/2$ (s will be defined later) to take into account the degrees of freedom for choices of coordinate system in each simplex. When one has done this, one might think one would get zero since this procedure fixes all the Γ 's. Actually, one gets a negative number, which means that some of the constraints are redundant. These additional redundant constraints are precisely the (completely uncontracted) Bianchi Identities. So, the number of completely uncontracted Bianchi Identities, NBI , is:

$$NBI = -[Bd(d-1)/2 - h - s + d(d-1)/2] = h + s - d(d-1)/2 - Bd(d-1)/2 \quad (1)$$

We should note here that specifying the coordinate system degrees of freedom (the s degrees of freedom)

surely does not involve any redundancy, so that all the redundant constraints are in h , the constraints due to the hinges. So $NBI \leq h$.

Now, h , the number of constraints due to hinges, has a value $h = Hd(d-1)/2$ where H is the total number of hinges, and $d(d-1)/2$ comes from the fact that the hinge constraint is a rotation constraint (on any vector going around it). Furthermore, to fix a coordinate system in all the d -simplices, one first fixes it in one, and then specifies, for example, $S-1$ Γ 's for, for example, going from d -simplex 1 to d -simplex 2, d -simplex 2 to d -simplex 3, and ... and from d -simplex $S-1$ to d -simplex S (there being S d -simplexes). So, $s - d(d-1)/2 = (S-1)[d(d-1)/2]$. So, we find

$$NBI = (H + S - 1 - B)[d(d-1)/2] \quad (2)$$

where, again, H is the number of hinges, S is the number of d -simplices and B is the number of borders between d -simplices based at a vertex. Note that not only is this analysis for any number of dimensions, but also that it applies to whatever setup of d -simplices there might be; in particular, it applies to any number of d -simplices based at a vertex.

Let us now calculate the number of Bianchi Identities for the three dimensional setup mentioned earlier. There, we have $H=4$, $S=4$, $B=6$ to give

$$NBI_{3-d} = (4 + 4 - 1 - 6) * 3 = 1 * 3 = 3 \quad (3)$$

In fact, we will show later that in three dimensions, one always gets three Bianchi Identities in Regge gravity. It is nice to note here that three is the number of Bianchi Identities in three dimensions in the continuum too.

Let us now calculate the number of Bianchi Identities for the four dimensional setup mentioned earlier. There, we have $H=10$, $S=5$ and $B=10$ to give

$$NBI_{4-d, pt \text{ in middle}} = (10 + 5 - 1 - 10) * 6 = 4 * 6 = 24 \quad (4)$$

Now, in four dimensions, one does not always get 24 (uncontracted) Bianchi Identities for Regge gravity. So, since 24 is the number of uncontracted Bianchi Identities in the continuum, there is something special about the point in a d -simplex set-up. What is special about it is that it is the simplest way to refine one's lattice (at least in terms of going from one refinement step to the next by adding the fewest possible number of edges).

Finally, let us consider the general d -dimensional case. Our general set-up is one vertex completely surrounded by some number of d -simplices. In fact, let us consider the more general case of a lattice. We imagine starting with a given number, N_d , of d -simplices, and building up our set-up. As we do this, we will identify $d-1$ simplices (the d -dimensional analog of faces in 3-d) with one another, so that the number

of $d-1$ simplices, N_{d-1} , will decrease. As m dimensional simplices with $m < d-1$ are contained within $d-1$ dimensional simplices, N_m will decrease for $m \leq d-1$. Let us now explicitly calculate the number of m -simplices in this process. We start out with N_d d -simplices, and hence we start out with $N_d \binom{d+1}{m+1}$ m -simplices. For each internal (i.e. non-boundary) $d-1$ simplex in our final set-up, there were two $d-1$ simplices that were paired to make it. So, if m were $d-1$, to get the correct number of $d-1$ simplices, we would need to subtract the number of (final) internal $d-1$ simplices. If $m \leq d-1$, we need to subtract the number of m simplices contained in those $d-1$ simplices, i.e. we need to subtract $N_{d-1,int} \binom{d}{m+1}$ m -simplices, where "int" means internal. But this still isn't correct. Because if m were $d-2$, when the last d -simplex surrounding an internal $d-2$ simplex would be put in, the $d-2$ simplex in that last d -simplex which is identified with the $d-2$ simplex that is being completely surrounded should be subtracted out. Now, there are two $d-1$ simplexes from that last d -simplex which contain the $d-2$ simplex to be identified, and the $d-2$ simplex is subtracted out once for each of those $d-1$ simplexes. So, so that we subtract out that $d-2$ simplex once and not twice, we need to add that simplex back in. So we need to add the number of (final) $d-2$ simplices, $N_{d-2,int}$, to our equation if $m=d-2$, or in general we need to add $N_{d-2,int} \binom{d-1}{m+1}$ m -simplices for $m \leq d-2$. At this point, one can see the pattern and guess that

$$N_m = \sum_{i=d}^m (-1)^{d-i} N_{i,int} \binom{i+1}{m+1} = \sum_{j=0}^{d-m} (-1)^j N_{d-j,int} \binom{d-j+1}{m+1} \quad (5)$$

where we note all d -simplexes are internal since none can be contained in a $d-1$ dimensional boundary. The proof of this equation is omitted, but we do note that the equation needs adjustment in cases where a boundary m -simplex ($m < d-1$) locally divides the given region into two or more regions, and also in cases where there is a d -simplex which has two of its $d-1$ simplexes identified with each other (this latter condition is easily gotten around by putting a point in the center of each such d -simplex and dividing it into $d+1$ d -simplexes). Also, we note that the proof depends on being able to show that there exists an order for which one can put the lattice together one d -simplex at a time where, whenever one adds a d -simplex (except for the very first one), there exists a n -simplex ($0 \leq n \leq d-1$) one completely surrounds which all simplexes which one surrounds at that step contain.

Now, for our purposes, we would like to calculate the number of Bianchi Identities, which involves d -simplices surrounding a point. What we need to know about this structure is how many d -simplices it has, how many $d-1$ simplices it has which contain this center point, and how many $d-2$ simplices it has which contain this center point; or, rather, we just need to know $N_{d,int} - N_{d-1,int} + N_{d-2,int} - 1$. Now, Eq. (5), as it stands, would calculate all m -simplices, not just ones which contain the center point. So, we adjust Eq. (5) by only counting as our starting m -simplices the $N_d \binom{d}{m}$ m -simplices which will contain the point in the center. And, when we consider how many m -simplices an internal i -simplex contains, we will only

count those which contain the center point, and hence find $\binom{i}{m}$. This allows us to rewrite Eq. (5) as

$$N_m = \sum_{i=d}^m (-1)^{d-i} N_i \binom{i}{m} = \sum_{j=0}^{d-m} (-1)^j N_{d-j} \binom{d-j}{m} \quad (6)$$

where all N 's implicitly refer to internal simplices. Note that N_m appears on both the left and right hand side. When $d-m$ is even, the N_m 's cancel, though the formula still is correct. When $d-m$ is odd, we have a direct formula for the number of m -simplices in terms of the numbers of simplices of dimension greater than m :

$$N_m = \frac{1}{2} \left[\sum_{j=0}^{d-m-1} (-1)^j N_{d-j} \binom{d-j}{m} \right] \quad d-m \text{ odd only} \quad (7)$$

It is believed that the even $d-m$ formulae are just combinations of the odd ones (which has been verified in some cases; for this not to be true would significantly constrain the number of possible d -dimensional constructions). In any case, setting $m=0$ in Eq.(5) gives

$$N_0 = \sum_{j=0}^d (-1)^j N_{d-j} \quad (8)$$

so that

$$\begin{aligned} \frac{NBI}{d(d-1)/2} &= N_d - N_{d-1} + N_{d-2} - 1 = - \sum_{j=3}^{d-1} (-1)^j N_{d-j} - 1 \quad d \text{ even only} \\ \frac{NBI}{d(d-1)/2} &= N_d - N_{d-1} + N_{d-2} - 1 = - \sum_{j=3}^{d-1} (-1)^j N_{d-j} + 2N_0 - 1 = - \sum_{j=3}^{d-1} (-1)^j N_{d-j} + 1 \quad d \text{ odd only} \end{aligned} \quad (9)$$

where in the odd formula we have taken N_0 , the number of interior 0-simplices, to be one, namely the point about which this construction is about. Taking $d=3$ we find,

$$NBI_{3d} = 3 \quad (10)$$

which is the same as the continuum case. Taking $d=4$ we find

$$NBI_{4d} = 6(N_1 - 1) \quad (11)$$

where N_1 is the number of interior edges, i.e. the number of edges emanating from the center point. In our 4-d point in the middle set-up, $N_1 = 5$ so $NBI = 24$ there, the same as the number of Bianchi Identities in the continuum.

As one gets to larger numbers of dimensions, Eqn.(9) may appear less useful because one is replacing three unknowns, N_d , N_{d-1} and N_{d-2} , with more than three unknowns. So, it may be convenient to just consider the d -dimensional point in a d -simplex construction for larger dimensions.

For the d -dimensional point in the middle case, to get a hinge (which has dimension $d-2$ and hence has $d-1$ vertices) we choose as the hinge's vertices the point in the middle and $d-2$ points of the outer $d+1$ vertices

(the outer $d+1$ vertices are the $d+1$ vertices of the d -simplex we put our point in the middle in the middle of). So, H is $d+1$ choose $d-2$, or $H = (d+1)d(d-1)/6 = d(d^2-1)/6$. To get a d -simplex (having $d+1$ vertices) we choose the point in the middle and d of the outer $d+1$ vertices, so S is $d+1$ choose d or just $S = d+1$. The number of boundaries between d -simplices is simply the number of $d-1$ simplices. To get a $d-1$ simplex (specified by d vertices) one chooses the point in the middle and $d-1$ of the outer $d+1$ points, so that B is just $d+1$ choose $d-1$, or just $B = (d+1)d/2$. So,

$$\begin{aligned} NBI_{d-dim, pt \text{ in middle}} &= (d(d^2-1)/6 + (d+1) - 1 - (d+1)d/2)[d(d-1)/2] \\ &= d^2(d-1)^2(d-2)/12 \end{aligned} \quad (12)$$

which is the number of Bianchi Identities in d -dimensions in the continuum (d choose 2 for the first two indices times d choose 3 for the last three gives $(d(d-1)/2)(d(d-1)(d-2)/6) = d^2(d-1)^2(d-2)/12$).

7 Conclusions

In this paper we have derived an exact form for the Bianchi identity in simplicial gravity, in both three and four dimensions. While fairly unwieldy in their explicit form, these identities can be shown to reduce their known weak field expression in the limit of small curvatures. They provide an explicit, local relationship between deficit angles belonging to neighboring simplices. Their existence can be viewed as a consequence of the local invariance of the Regge action under small gauge deformations of edge lengths emanating from a vertex [16], just as the continuum Bianchi identity can be derived from the local gauge invariance of the gravitational action.

An exact form for the lattice Bianchi identity should also be useful in numerical schemes for classical and quantum gravity. In the classical case, the accuracy of four-dimensional time evolution codes could be checked by evaluating the Bianchi identity along the trajectory.

The relationship between the lattice Bianchi identities and the Regge equations of motion has not been investigated in this paper. In the continuum the contracted Bianchi identities ensure the consistency of the gravitational field equations. One would expect that the same should be true on the lattice, in the sense that a lattice “covariant divergence” of the lattice field equations would identically be zero, as a consequence of the lattice Bianchi identity. This problem will be left for future investigation.

Acknowledgements

The authors wish to thank A. Gentle, J. Hartle, W. Miller and R. Williams for discussions on the subject of this paper.

References

- [1] T. Regge, *Nuovo Cimento* **19** (1961) 558.
- [2] S. Weinberg, ‘*Gravitation and Cosmology*’, (Wiley, New York 1972).
- [3] M. Roček and R. M. Williams, in ‘*Quantum Structure of Space and Time*’, edited by M. J. Duff and C. J. Isham (Cambridge University press 1982).
- [4] W. Miller, *Found. of Phys.*, Vol 16, No. 2, (1986); *Class. Quant. Grav.* **14** (1997) L199-L204.
- [5] P. Morse, *Journal Class. Quant. Grav.* **9** (1992) 2489.
- [6] R. P. Feynman, *Lectures on Gravitation*, edited by F. Morinigo and W. Wagner, (Caltech lecture notes, 1962).
- [7] M. Roček and R. M. Williams, *Phys. Lett.* **104B** (1981) 31; *Z. Phys.* **C21** (1984) 371.
- [8] J. Cheeger, W. Müller and R. Schrader, *Comm. Math. Phys.* **92** (1984) 405; and in the *Heisenberg Symposium*, (Springer, New York, 1982).
- [9] R. Friedberg and T. D. Lee, *Nucl. Phys.* **B242** (1984) 145;
G. Feinberg, R. Friedberg, T. D. Lee and H. C. Ren, *Nucl. Phys.* **B245** (1984) 343.
- [10] A. Gentle, D. Holz, W. A. Miller, and J. A. Wheeler, *Class. Quant. Grav.* **16** (1999) 1979;
S. Chakrabarti, A. Gentle, A. Kheyfets and W. A. Miller, *Class. Quant. Grav.* **16** (1999) 2381;
W. A. Miller, *Class. Quant. Grav.* **14** (1997) L199;
A. Gentle and W. A. Miller, *Class. Quant. Grav.* **15** (1998) 389;
J. B. Hartle, W. A. Miller and R. M. Williams, *Class. Quant. Grav.* **14** (1997) 2137;
A. Kheyfets and W. A. Miller, LANL preprint LA-UR-94-4148 (gr-qc/9412037);
J. W. Barrett, M. Galassi, W. A. Miller, R. D. Sorkin, P. A. Tuckey and R. M. Williams, *Int. J. Theor. Phys.* **36** (1997) 815.
- [11] J. B. Hartle, *J. Math. Phys.* **26** (1985) 804; **27** (1985) 287; **30** (1989) 452.
- [12] H. W. Hamber, ‘*Simplicial Quantum Gravity*’, in the 1984 *Les Houches Summer School*, Session XLIII, (North Holland, 1986).
- [13] H. W. Hamber and R. M. Williams, *Phys. Rev.* **D51** (1999) 064014; H. W. Hamber, *Phys. Rev.* **D61** (2000) 124008.
- [14] G. Batrouni, *Nucl. Phys.* **B208** (1982) 467.

- [15] G. Batrouni and M. B. Halpern, *Phys. Rev.* **D30** (1984) 1782.
- [16] H. W. Hamber and R. M. Williams, *Nucl. Phys.* **B487** (1997) 345-408.