

# Dark Matter and Rotation Curves of Stars in Galaxies

E. Schmutzer\*, Jena, Germany  
Friedrich Schiller University

Received: 2001

## Abstract

The dark matter accretion theory (around a central body) of the author on the basis of his 5-dimensional Projective Unified Field Theory (PUFT) is applied to the orbital motion of stars around the center of the Galaxy. The departure of the motion from Newtonian mechanics leads to approximately flat rotation curves being in rough accordance with the empirical facts. The spirality of the motion is investigated.

## 1 Retrospect

In a preceding paper (Schmutzer 2001) we developed a theory of dark matter accretion around a central spherically symmetric body on the basis of PUFT (Schmutzer 1995, 2000a, 2000b, 2000c) which we applied to the motion of a test body around a central body with the result of an additional radial acceleration effect towards the center, compared with the motion on the basis of Newtonian mechanics. Particularly this effect was used to explain the empirically measured deviation of the motion of the satellites Mariner 10/11 (Pioneer effect) from the Newtonian motion.

In this paper we apply our dark matter accretion theory to the orbital motion of the stars around the center of the Galaxy with the aim to find an explanation of the approximately flat rotation curves of the orbiting stars.

In this context we mention interesting papers of Dehnen et al. (Dehnen, Rose and Amer 1995) who elaborated a theory of the flat rotation curves on a different theoretical basis applying the Bose-Einstein statistics (preferred by physical arguments) and the Fermi-Dirac statistics (dropped by physical arguments). By these authors quantum-statistical calculations were performed in great detail.

For a rough understanding of our approach we restricted our investigations to the Boltzmann-Maxwell statistics describing a gas of one sort of dark matter particles (dm-particles) without degeneracy. We think this step is legitimate to simplify the situation, with the advantage to be able to perform the calculations fully analytically.

According to this dark matter accretion theory, applied to a spherical homogeneous central body following relationship between the gravitational potential  $\chi(r)$  and the dm-particle number density  $n(r)$  reads:

$$n = -\frac{\bar{n}m\chi}{kT} \quad (1)$$

( $\bar{n}$  dm-particle number density at “infinity” (great distance),  $m$  mass of a dm-particle,  $T$  kinetic temperature of the gas,  $k$  Boltzmann constant).

---

\*eschmu@aol.com

The potential obeys the differential equation ( $\gamma_N$  Newtonian gravitational constant)

$$\Delta\chi + \varkappa^2\chi = 4\pi\gamma_N\hat{\mu}, \quad (2)$$

where with respect to the mass density the quantity  $\hat{\mu}$  means  $\mu_0$  (mass density in the interior) and  $\mu_G$  (mass density in the exterior). Further  $\varkappa^2$  is defined by ( $\varkappa$  dark matter parameter)

$$\varkappa^2 = \frac{4\pi\gamma_N m^2 \bar{n}}{kT}. \quad (3)$$

One should realize the positive sign in front of the second term on the left hand side of equation (2). Let us in this context mention that we arrived at this approach to our theory of dark matter accretion by our experience in the Debye-Milner theory of strong electrolytes, where despite attractive forces between negative and positive ions at this place a minus sign appears which leads to a Yukawa-type potential, whereas in our theory periodic functions occur.

For presenting the gravitational potentials etc. in the interior and in the exterior of a homogeneous sphere considered following two basic functions are useful:

$$\begin{aligned} \text{a) } U(z) &= z \sin z + \cos z, \\ \text{b) } V(z) &= \sin z - z \cos z \end{aligned} \quad (4)$$

which determine the potentials as it will be shown in the following.

For the gravitational potential and the corresponding derivatives we received for the interior (index  $i$ ) and the exterior (index  $e$ ) of the sphere the results ( $r_0$  radius of the sphere)

$$\text{a) } \chi_i = B_0 \left\{ 1 - \frac{1}{\varkappa r} U(\varkappa r_0) \sin(\varkappa r) \right\}, \quad (5)$$

$$\text{b) } \frac{d\chi_i}{dr} = \frac{B_0}{\varkappa r^2} U(\varkappa r_0) V(\varkappa r);$$

$$\text{a) } \chi_e = -\frac{B_0}{\varkappa r} V(\varkappa r_0) \cos(\varkappa r), \quad (6)$$

$$\text{b) } \frac{d\chi_e}{dr} = \frac{B_0}{\varkappa r^2} V(\varkappa r_0) U(\varkappa r).$$

The constant of integration  $B_0$  occurring in these formulas is given by

$$B_0 = \frac{\mu_0 kT}{m^2 \bar{n}} = \frac{3\gamma_N M_c}{\varkappa^2 r_0^3}, \quad (7)$$

where

$$M_c = \frac{4\pi\mu_0 r_0^3}{3} \quad (8)$$

( $M_c$  mass of the central body) holds.

Let us for application in the following mention the equation of motion of a test body

$$\frac{d\mathbf{v}}{dt} + \text{grad } \chi + \mathbf{v} \frac{d \ln \sigma_c}{dt} = 0, \quad (9)$$

where  $\mathbf{v}$  is the velocity of the test body and  $\sigma_c$  is the cosmological scalaric world function.

## 2 Motion of a test body in polar coordinates

Now we use the polar coordinates  $\{R, \Phi\}$ . Then after integration the equation (9) reads (dot means derivative with respect to the time  $t$ )

$$\begin{aligned}
 \text{a) } & \ddot{R} - R\dot{\Phi}^2 + \frac{d\chi}{dR} + \dot{R}\Sigma = 0, \\
 \text{b) } & R^2\dot{\Phi}\sigma_c = |\mathbf{r} \times \mathbf{v}|\sigma_c \equiv F_0 \quad \text{with} \\
 \text{c) } & \Sigma = \frac{d \ln \sigma_c}{dt}.
 \end{aligned} \tag{10}$$

As it is well known, the azimuthal velocity is defined by

$$v_\Phi = R\dot{\Phi} = \frac{F_0}{R\sigma_c}. \tag{11}$$

With the aid of this expression formula (10a) leads to

$$\ddot{R} - \frac{v_\Phi^2}{R} + \frac{d\chi}{dR} + \dot{R}\Sigma = 0. \tag{12}$$

Hence the equation

$$v_\Phi = \sqrt{R\ddot{R} + R\dot{R}\Sigma + R\frac{d\chi}{dR}} \tag{13}$$

follows. Now we introduce the abbreviation

$$A = \ddot{R} + \dot{R}\Sigma. \tag{14}$$

In the usual theory of the rotation curves on the basis of Newtonian mechanics approximately the motion of the body on a circle ( $R = \text{const}$ ) is considered. We think this approximation is not good enough. Therefore, induced by the empirical situation for small values of the radial coordinate  $R$  we try the basic ansatz

$$A = \alpha R = 10^{-30} aR, \tag{15}$$

where  $\alpha$  or  $a$  (the factor  $10^{-30}$  is an adaption factor with respect to the large numerical astronomical values) is a quantity to be specified by further concrete physical assumptions. Substituting this expression into (13) gives the formula for the so-called rotation curve  $V = v_\Phi(R)$ :

$$V = \sqrt{R \left( A + \frac{d\chi}{dR} \right)}. \tag{16}$$

Finishing this section we would like to emphasize that in our theory the situation is basically different to the usual theory of the rotation curves based on the assumption  $R = \text{const}$ , since here because of the periodicity occurring in the potential the expression  $\frac{d\chi}{dR}$  is indefinite, i.e. that for  $A = 0$  the radicand exhibits negativ-valued regions.

### 3 Rotation curve for the interior and exterior of the central body in general (azimuthal motion)

**Interior** (index  $i$ ):

With the help of (5b) and (7) equation (16) takes the shape (approximation by power series expansion with respect to  $(\varkappa R)^2 \ll 1$ )

$$V_i = R \sqrt{\alpha_i + \frac{3\gamma_N M_c}{(\varkappa r_0)^3 R^3} U(\varkappa r_0) V(\varkappa R)}. \quad (17)$$

Hence for the angular velocity (differential rotation) follows

$$\omega_i = \frac{V_i}{R} = \sqrt{\alpha_i + \frac{3\gamma_N M_c}{(\varkappa r_0)^3 R^3} U(\varkappa r_0) V(\varkappa R)}. \quad (18)$$

**Exterior** (index  $e$ ):

In this case with the help of (6b) and (7) equation (16) takes the shape

$$V_e = R \sqrt{\alpha_e + \frac{3\gamma_N M_c}{(\varkappa r_0)^3 R^3} V(\varkappa r_0) U(\varkappa R)}. \quad (19)$$

Analogously follows here the angular velocity

$$\omega_e = \frac{V_e}{R} = \sqrt{\alpha_e + \frac{3\gamma_N M_c}{(\varkappa r_0)^3 R^3} V(\varkappa r_0) U(\varkappa R)}. \quad (20)$$

### 4 Physical processes in the interior of the central body (radial motion)

Our next task is to get some information about the quantity  $A$  in the relation (16) by investigating physical main processes in the interior of the central body. We propose to approach this problem tentatively by considering two opposite processes:

1. Expansion process of the central body by scalaric cosmological bremsheat production according to our hypothesis (Schmutzer 2000c).
2. Scalaric-adiabatic cosmological contraction process according to our approximate treatment of the orbital motion of a test body considered (Schmutzer 2000a).

#### 4.1 Expansion process (radial motion)

In the paper quoted above we started from the radial expansion formula of a sphere ( $r$  radius of the sphere)

$$dr_Q = \frac{1}{3} \alpha_c r dT \quad (21)$$

( $T$  temperature of the body,  $\alpha_c$  cubic heat expansion coefficient, index  $Q$  refers to heat). Further the relationship

$$dQ = W dT \quad (22)$$

holds ( $Q$  produced heat), where for the heat capacity

$$W = c_Q M \quad (23)$$

( $M$  mass of the central body considered here,  $c_Q$  specific heat of the body) is valid.

Let us now tentatively identify the heat  $Q$  with the scalaric cosmological bremsheat  $Q_B$  produced by the bremsheat effect predicted by us:

$$dQ = f_S dQ_B \quad (24)$$

( $f_S$  free scalaric consumption factor). Two years ago we derived for the differential of the bremsheat production the expression

$$dQ_B = dQ_B^{(transl)} + dQ_B^{(rot)} = \left[ M \dot{\mathbf{r}}_C^2 + \sum_{a,b} I_{ab} \omega_a \omega_b \right] d \ln \sigma_c \quad (25)$$

( $M$  mass of a body with translational and rotational motion,  $\mathbf{r}_C$  radius vector to the center of mass of the body considered,  $I_{ab}$  moment of inertia tensor,  $\omega_a$  angular velocity, indices  $a, b = 1, 2, 3$ ). For a massive sphere rotating around a fixed axis results

$$dQ_B = \left[ M \dot{\mathbf{r}}_C^2 + \frac{2M}{5} (r_0 \omega)^2 \right] d \ln \sigma_c \quad (26)$$

Using the abbreviation

$$J = M \dot{\mathbf{r}}_C^2 + \frac{2M}{5} (r_0 \omega)^2 \quad (27)$$

we can simplify (26):

$$dQ_B = J d \ln \sigma_c. \quad (28)$$

Then by means of (24) from (22) results

$$dT = \frac{J f_S}{W} d \ln \sigma_c. \quad (29)$$

Now it is convenient to introduce the scalaric-thermal velocity coefficient

$$\alpha_Q = \frac{J f_S \alpha_c \Sigma}{3W}. \quad (30)$$

Then with the help of (29) we receive from (21) the bremsheat induced radial velocity

$$v_{r_Q} \equiv \frac{dr_Q}{dt} = \alpha_Q r. \quad (31)$$

Here one should remember that the coefficient  $\alpha_Q$  as well as other cosmological quantities exhibit a slight scalaric-adiabatic cosmological time dependence.

## 4.2 Scalaric-adiabatic contraction process (radial motion)

As quoted above, some years ago we treated the circle-like orbital motion of a test body, arriving on the basis of our scalaric-adiabatic approximation at a contraction process with following result for the orbital radius of the moving body:

$$r_S(t) = \frac{F_0^2}{\gamma_N \mathcal{M}_c \sigma_c (\sigma_c^2 - 1)}. \quad (32)$$

Hence we get by differentiation the expression

$$\dot{r}_S(t) = -\frac{F_0^2 (3\sigma_c^2 - 1) \Sigma}{\gamma_N \mathcal{M}_c \sigma_c (\sigma_c^2 - 1)^2}. \quad (33)$$

We would like to remind the reader that according to PUFT the true constant mass of a body is the (invariant) mass  $\mathcal{M}$  (calligraphic) which is related to the (inertial) mass  $M$  and to the (gravitative-scalaric) mass  $M^{(S)}$  as follows (here  $\sigma$  is the general scalaric field function):

$$\begin{aligned} \text{a) } M &= \mathcal{M} \sigma, \\ \text{b) } M^{(S)} &= \mathcal{M} \sigma^{(S)} \quad \text{with} \\ \text{c) } \sigma^{(S)} &= \frac{\sigma^2 - 1}{\sigma} \quad (\text{scalaric force correction factor}). \end{aligned} \quad (34)$$

As pointed out in our publications, since about 1000 years after the big start the inequality  $\sigma_c^2 \gg 1$  is well justified, i.e. the equations (32) and (33) read much simpler:

$$r_S = \frac{F_0^2}{\gamma_N \mathcal{M}_c \sigma_c^3} \quad (35)$$

and

$$\dot{r}_S = -\frac{3F_0^2}{\gamma_N \mathcal{M}_c \sigma_c^4} \dot{\sigma}_c. \quad (36)$$

By differentiation we find the expression

$$\ddot{r}_S = -\frac{3F_0^2}{\gamma_N \mathcal{M}_c \sigma_c^4} \left( \ddot{\sigma}_c - \frac{4}{\sigma} \dot{\sigma}_c^2 \right). \quad (37)$$

Substituting (35) till (37) into the relation (14), being applied to this case, yields for the rearranged formula (15) the result

$$\alpha_S = \frac{A_S}{r_S} = -\frac{3}{\sigma_c} \left( \ddot{\sigma}_c - \frac{3}{\sigma_c} \dot{\sigma}_c^2 \right). \quad (38)$$

For eliminating the second order derivative of the scalaric field function  $\sigma_c$  we have to go back to the corresponding field equation contained in our publications (Schmutzer 2000b), namely ( $L$  rescaled radius  $K$  of the cosmos,  $\eta$  rescaled time  $t$ ,  $\vartheta$  energy density of the substrate in the cosmos,  $A_0 = 10^{27}$  cm rescaling factor,  $\varkappa_0$  Einsteinian gravitational constant)

$$\begin{aligned} \text{a) } \frac{d^2 \sigma_c}{d\eta^2} &= 3\hat{\varkappa} \vartheta - \frac{3}{L} \frac{dL}{d\eta} \frac{d\sigma_c}{d\eta} \quad \text{with} \\ \text{b) } \hat{\varkappa} &= \frac{\varkappa_0 A_0^2}{6} = 3.4617 \cdot 10^5 \text{ g}^{-1} \text{ cm s}^2. \end{aligned} \quad (39)$$

In this context one should remember the rescaling relation

$$\frac{dt}{d\eta} = \frac{1}{3} \cdot 10^{17} \text{s}. \quad (40)$$

After this recalculation the formula (38) reads

$$\alpha_S = \frac{9}{\sigma_c} \left( \frac{d\eta}{dt} \right)^2 \left[ \frac{1}{\sigma_c} \left( \frac{d\sigma_c}{d\eta} \right)^2 + \frac{1}{L} \frac{dL}{d\eta} \frac{d\sigma_c}{d\eta} - \hat{\kappa}\vartheta \right]. \quad (41)$$

Finishing this subsection we eliminate  $F_0^2$  in (36) by means of (35) and obtain

$$dr_S = -3rd \ln \sigma_c. \quad (42)$$

### 4.3 Superposition of both radial effects

In both preceding subsections we treated in detail the expansion effect (21) and the contraction effect (42). By adding both effects we arrive at the total effect for the interior

$$dr_i = dr_Q + dr_S. \quad (43)$$

Introducing the abbreviation

$$\tilde{\alpha} = \alpha_Q - 3\Sigma \quad (44)$$

leads us to the relationship between the radius  $r$  and the total radial velocity

$$\dot{r}_i = \tilde{\alpha} r_i. \quad (45)$$

For further calculations it is convenient to use the scalaric bremsheat parameter

$$\beta_Q = \frac{Jf_S\alpha_c}{3W}. \quad (46)$$

Then (30) and (44) take the form

$$\begin{aligned} \text{a) } \alpha_Q &= \beta_Q \Sigma \quad \text{and} \\ \text{b) } \tilde{\alpha} &= (\beta_Q - 3)\Sigma. \end{aligned} \quad (47)$$

For the following we specialize our considerations, having led to relation (26), to the central body ( $M \rightarrow M_c$ ) and further particularly to the case of a central body with a resting center of mass ( $\mathbf{r}_C = 0$ ). Then formula (27) reduces to

$$J = \frac{2M_c}{5} (r_0\omega)^2. \quad (48)$$

Neglecting the scalaric-adiabatic time dependence of the material constitution quantity  $\beta_Q$ , then by means of (47b) we arrive by differentiation of (45) at the relation

$$\ddot{r}_i = (\beta_Q - 3) \left[ \dot{\Sigma} + (\beta_Q - 3)\Sigma^2 \right] r_i. \quad (49)$$

Inserting the expressions (45) and (49) into the formula (14), applied to the interior, leads to ( $R \rightarrow r_i$ )

$$A_i = \alpha_i r_i \quad (50)$$

with

$$\alpha_i = (\beta_Q - 3) \left[ \dot{\Sigma} + (\beta_Q - 2)\Sigma^2 \right]. \quad (51)$$

## 5 Physical processes in the exterior of the central body (radial motion)

The difference between the exterior and the interior consists in the fact that in the exterior no bremsheat effect takes place. This means that a moving body firstly, when leaving by jet the central body, starts with the constant initial velocity

$$\dot{r}_{jet} = \dot{r}_Q(r = r_0) = \alpha_Q r_0, \quad (52)$$

and secondly underlies the scalaric-adiabatic cosmological contraction (42). Superposition of both effects gives

$$v_e \equiv \dot{r}_e = \alpha_Q r_0 - 3r\Sigma. \quad (53)$$

In this case according to (14) follows

$$A_e = \ddot{r}_e + \dot{r}_e \Sigma = \alpha_e r, \quad (54)$$

where

$$\alpha_e = \Lambda - 3\Sigma^2 + \beta_Q \Sigma^2 \frac{r_0}{r} \quad (55)$$

with

$$\Lambda = -3 \left[ \dot{\Sigma} - 3\Sigma^2 \right] \quad (56)$$

holds.

## 6 Orbital motion of a test body in the exterior of the central body

### 6.1 Rearrangement of the velocity equations in usual astronomical units

In presenting the plots of the rotation curve and the spiral motion, in astrophysics the azimuthal velocity of the moving body (in astrophysics the notion “rotation velocity” is used) is indicated in  $\frac{\text{km}}{\text{s}}$ , whereas its distance from the central body is given in kpc. In adapting to this practice we have to rearrange the equations (19) and (53), using the relationship  $1\text{kpc} = 3.086 \cdot 10^{16} \text{ km}$

The result of this recalculation is the following:

$$V_e = 30.86 \cdot \text{km} \cdot R \cdot (\text{kpc})^{-1} \sqrt{a_e + \frac{3\gamma_N M_c \cdot 10^{30}}{(\varkappa r_0)^3 R^3} V(\varkappa r_0) U(\varkappa R)} \quad (57)$$

and ( $r \rightarrow R$ )

$$v_e = 30.86 \cdot 10^{15} \cdot \text{km} \cdot [\alpha_Q r_0 - 3R\Sigma] \cdot (\text{kpc})^{-1}. \quad (58)$$

Both equation are the basis for our numerical investigations, particularly for plotting the rotation curves and the spirals, that will be done later.



## 6.2 Spirality of the motion of the test body in the exterior

The spiral form of the orbiting test body results by superposition of the radial motion, described by the radial velocity (58), and the azimuthal velocity (57). Let us introduce the notion “spirality” by the definition

$$Sp = \frac{V_e}{v_e} = \tan \chi, \quad (59)$$

where  $\chi$  will be called spirality angle. Then the final formula for the spirality reads

$$Sp = \tan \chi = \frac{\sqrt{a_e + \frac{3\gamma_N M_c \cdot 10^{30}}{(\varkappa r_0)^3 R^3} V(\varkappa r_0) U(\varkappa R)}}{10^{15} \left( \alpha_Q \frac{r_0}{R} - 3\Sigma \right)}. \quad (60)$$

From this expression we learn that the reversion point of the radial motion is determined by the quantity

$$R_{rev} = \frac{\alpha_Q r_0}{3\Sigma}. \quad (61)$$

Remembering the relation

$$\text{a) } v_e = \dot{R} \quad \text{and} \quad \text{b) } V_e = R\dot{\Phi} \quad (62)$$

in polar coordinates, we arrive at the following relationship between the spiral angle  $\chi$  and the polar angle  $\Phi$  in form of the differential equation

$$\tan \chi = R \frac{d\Phi}{dR}, \quad (63)$$

where  $\tan \chi$  is given by (60).

For our further calculations it is convenient to introduce the quantity  $u = \varkappa R$ . Then we arrive at the differential equation

$$\begin{aligned} \text{a) } \frac{d\Phi}{du} &= \frac{1}{P} \sqrt{\alpha_S + \frac{A_Q \Sigma}{u} + \frac{Q_1 U(u)}{u^3}} \quad \text{with} \\ \text{b) } Q_1 &= \frac{3\gamma_N M_c V(\varkappa r_0)}{r_0^3}, \quad \text{c) } P = A_Q - 3u\Sigma, \quad \text{d) } A_Q = \alpha_Q \varkappa r_0. \end{aligned} \quad (64)$$

Integration leads to the implicate form  $\Phi = \Phi(R)$  of the spiral equation ( $\Phi_0$  constant of integration,  $u_0 = \varkappa r_0$ ):

$$\Phi = \Phi_0 + \int_{\xi=u_0}^u \frac{\sqrt{\alpha_S + \frac{A_Q \Sigma}{\xi} + \frac{Q_1 U(\xi)}{\xi^3}}}{A_Q - 3\xi\Sigma} d\xi. \quad (65)$$

The intervals of the variables are given by

$$\begin{aligned} \text{a) } r_0 &\leq R \leq R_{rev}, \\ \text{b) } u_0 &\leq u \leq \varkappa R_{rev}. \end{aligned} \quad (66)$$

For a better astrophysical understanding of the spiral function (65) and particularly for plotting we are forced to approximate this integral representation by series expansion about the expansion center  $u_0$  according to  $\xi = u_0 + \eta$ . Expanding up

to the second order in  $\eta$ , after a rather lengthy calculation we arrive at the result ( $\frac{\eta}{u_0} \ll 1$ )

$$\Phi - \Phi_0 = A_0 \left[ u - u_0 + \frac{N}{2} (u - u_0)^2 \right], \quad (67)$$

where  $A_0$  and  $N$  are defined by

$$\begin{aligned} \text{a) } A_0 &= \frac{1}{P_0} \sqrt{\alpha_S + \frac{A_Q \Sigma}{u_0} + \frac{Q_1 U(u_0)}{u_0^3}}, \\ \text{b) } N &= \frac{3\Sigma}{P_0} + \frac{-A_Q \Sigma u_0^2 + Q_1 u_0^2 \cos u_0 - 3Q_1 U(u_0)}{2u_0[\alpha_S u_0^3 + A_Q \Sigma u_0^2 + Q_1 U(u_0)]}, \\ \text{c) } P_0 &= A_Q - 3u_0 \Sigma. \end{aligned} \quad (68)$$

Solving the quadratic equation (67) we arrive at

$$R = \rho \pm \sqrt{\rho^2 - C_0} \sqrt{1 + D(\Phi - \Phi_0)} \quad (69)$$

with

$$\begin{aligned} \text{a) } C_0 &= \frac{(Nu_0 - 2)u_0}{N\kappa^2}, \\ \text{b) } D &= \frac{2}{A_0 N \kappa^2 (\rho^2 - C_0)}, \\ \text{c) } \rho &= \frac{Nu_0 - 1}{N\kappa}. \end{aligned} \quad (70)$$

This is the explicit form of the spiral equation received by approximation up to the second order in  $\Phi$ .

By further power series expansion we get in first order (linearized form) the Archimedes spiral

$$\begin{aligned} \text{a) } R &= r_0 \pm S_0(\Phi - \Phi_0) \quad \text{with} \\ \text{b) } S_0 &= \frac{1}{2} D \sqrt{\rho^2 - C_0}. \end{aligned} \quad (71)$$

Hence we find for the distance (at a fixed angle) between two spiral arms the formula

$$\Delta R = 2\pi |S_0|. \quad (72)$$

## 7 Numerical evaluation of the theory (model Milky Way)

Our next aim is to evaluate numerically for an orbiting test body the general formulas for its radial velocity, azimuthal velocity (rotation curve) and angular velocity as well as the formula for its spiral motion (superposition of the radial and azimuthal velocities).

The formulas presented above show that we need two different categories of parameters, namely first the ‘‘present’’ cosmological parameters as adiabatically fixed parameters determined by our cosmological model which we treated in our

previous papers, and second the individual parameters which partly are rather well known by empirical observations. Partly we have to guess two parameters (dark matter parameter  $\varkappa$ , scalaric bremsheat parameter  $\beta_Q$ ) in order to be in rough accordance with the observations from the motion of the orbiting stars (empirical rotation curves). Of course, our simplified model can only reflect some basic features of the astrophysics of galaxies. Specifically our further application of the above theory refers to a rough model of the Milky Way (Galaxy).

## 7.1 Cosmological and individual parameters

Numerical cosmological values for the “present time”:

Here we use our previously published results (Schmutzer 2000b):

$$\begin{aligned}
 \sigma_c &= 65.188, \\
 \Sigma &= 5.54 \cdot 10^{-19} \text{ s}, \\
 \dot{\Sigma} &= -3.73 \cdot 10^{-36} \text{ s}^{-2}, \\
 \alpha_S &= 1.3 \cdot 10^{-35} \text{ s}^{-2}.
 \end{aligned} \tag{73}$$

Numerical values for rough modelling of the Galaxy:

$$\begin{aligned}
 M_c &= 1.8 \cdot 10^{44} \text{ g} && \text{(acting central mass)}, \\
 r_0 &= 0.8 \text{ kpc} && \text{(radius of the inner central body)}, \\
 \varkappa &= 0.04 \text{ (kpc)}^{-1} && \text{(dark matter parameter)}.
 \end{aligned} \tag{74}$$

Numerical value of the scalaric bremsheat parameter (analog to sun matter, being explained later):

$$\beta_Q = 4.39 \cdot 10^3. \tag{75}$$

Hence the parameter (51) and the quantity (55) take the form

$$\begin{aligned}
 \alpha_i &= 5.89 \cdot 10^{-30} \text{ s}^{-2}, \\
 \alpha_e &= \left( 1.302 \cdot 10^{-5} + \frac{1.0776 \cdot 10^{-3}}{R} \text{ kpc} \right) \cdot 10^{-30} \text{ s}^{-2}.
 \end{aligned} \tag{76}$$

Concluding this subsection let us add some annotations to the scalaric bremsheat parameter. According to its definition (46) it mainly depends on following values of the inner central body of the Galaxy: moment of inertia  $J$  (27), cubic heat expansion coefficient  $\alpha_c$  and heat capacity  $W$  (23) which contains the specific heat  $c_Q$  of the central body. The heat consumption factor  $f_S$  seems to be of the order of magnitude 1. Let us further mention that we know the radius  $r_0$  of the central body and roughly its angular velocity  $\omega$ . Further we realize that the mass of the central body cancels. Therefore we are mainly left with the parameters  $\alpha_c$  and  $c_Q$ . Let us for numerical estimates tentatively use the values for the sun, being available in astrophysical literature:

$$\alpha_{c\text{sun}} \approx 3.66 \cdot 10^{-3} \text{ K}^{-1}, \quad c_{Q\text{sun}} \approx 1.24 \cdot 10^8 \text{ cm}^2 \text{ s}^{-2} \text{ K}^{-1}. \tag{77}$$

Hence we obtain for the sun the value  $\beta_{Q\text{sun}} \approx 4.39 \cdot 10^3$ . This is our explanation for our previous choice of the parameter  $\beta_Q$ .

## 7.2 Plotting

The above considerations led us to the parameters needed for plotting, i.e. now we are able to plot the radial velocity curve (45) and (58), the rotation curve (17) and (19), and the angular velocity curve (18) and (20). Fig.1 and Fig.2 show the radial course of the radial velocity  $V_R$  and the azimuthal velocity  $V_\Phi$  (abscissa  $R$  in kpc, ordinates  $V_R$  and  $V_\Phi$  in  $\text{km s}^{-1}$ ). Fig. 3 presents the radial course of the angular velocity  $\omega$  in  $\text{s}^{-1}$ .

Plotting of the spiral of the orbiting body is based on the formula (69) containing the parameters  $\rho$ ,  $C_0$  and  $D$ , which after some substitutions are determined by the equations (70). A rather lengthy numerical calculation leads to the values

$$\begin{aligned}\rho &= 1.33 \text{ kpc}, \\ C_0 &= 1.49 (\text{kpc})^2, \\ D &= -0.259.\end{aligned}\tag{78}$$

Fig.4 shows the spiral, where the radial distance is given in kpc.

I would like to express my thanks to Prof. Dr. A. Gorbatsievich (University of Minsk) for scientific discussions and to Mr. E. Schmidt (Jena) for technical advice.

## References

- Schmutzer, E.: 1995, Fortschritte der Physik 43, 613
- Schmutzer, E.: 2000a, Astr. Nachr. 321, 137
- Schmutzer, E.: 2000b, Astr. Nachr. 321, 209
- Schmutzer, E.: 2000c, Astr. Nachr. 321,227
- Schmutzer, E.: 2001, Astr. Nachr. 322 (in press)
- Dehnen, H. , Rose, B. and Amer, K. : 1995, Astrophysics and Space Science 234, 69

Address of the author:

Ernst Schmutzer Cospedaer Grund 57 D-07743 Jena Germany

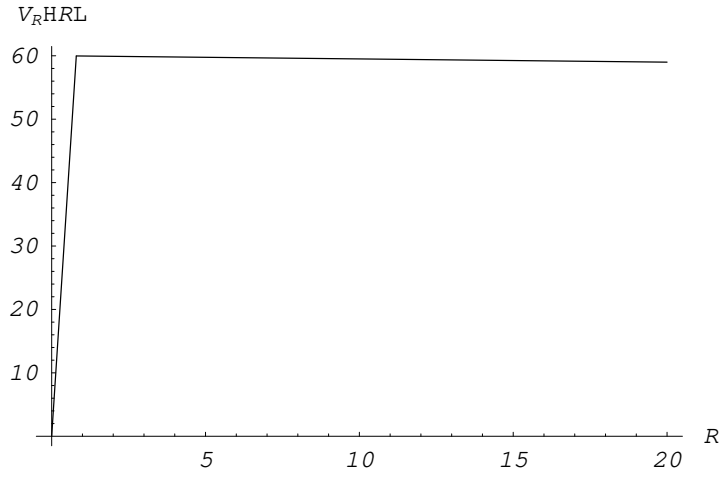


Figure 1: Radial course of the radial motion of the star

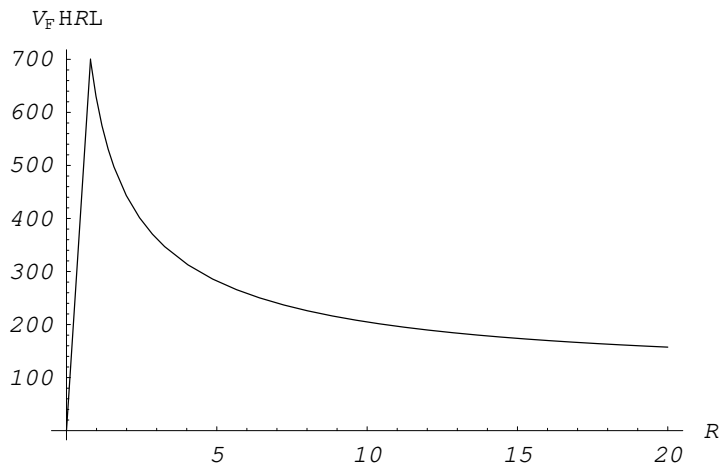


Figure 2: Radial course of the azimuthal velocity of the star (rotation curve)

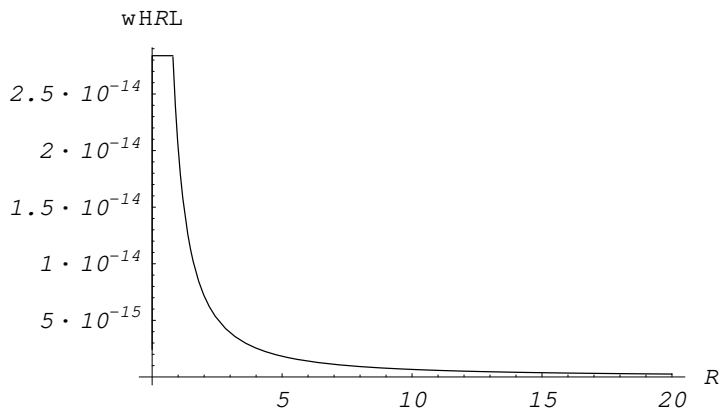


Figure 3: Radial course of the angular velocity

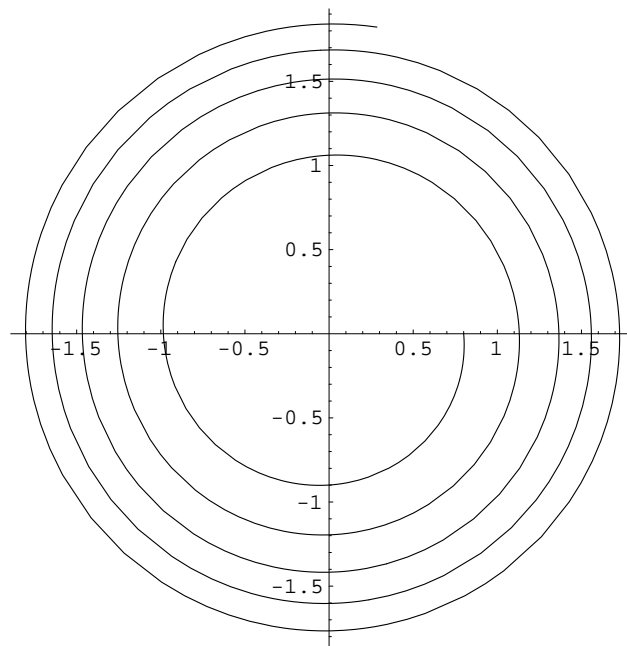


Figure 4: Spiral motion of the orbiting star