

Accelerating Universes With Scaling Dark Matter

Michel Chevallier¹ and David Polarski^{1,2}

¹ Lab. de Mathématique et Physique Théorique, UPRES-A 6083
Université de Tours, Parc de Grandmont, F-37200 Tours (France)

² Département d'Astrophysique Relativiste et de Cosmologie,
Observatoire de Paris-Meudon, 92195 Meudon cedex (France)

February 7, 2008

Abstract

Friedmann-Robertson-Walker universes with a presently large fraction of the energy density stored in an X -component with $w_X < -1/3$, are considered. We find all the critical points of the system for constant equations of state in that range. We consider further several background quantities that can distinguish the models with different w_X values. Using a simple toy model with a varying equation of state, we show that even a large variation of w_X at small redshifts is very difficult to observe with $d_L(z)$ measurements up to $z \sim 1$. Therefore, it will require accurate measurements in the range $1 < z < 2$ and independent accurate knowledge of $\Omega_{m,0}$ (and/or $\Omega_{X,0}$) in order to resolve a variable w_X from a constant w_X .

PACS Numbers: 04.62.+v, 98.80.Cq

1 Introduction

Since the release of type Ia Supernovae data independently by two groups, the Supernovae Cosmology Project and the High- z Survey Project [1, 2], indicating that our universe is presently accelerating, there has been a wealth of activity trying to explain the origin of this acceleration. In particular it was found that, assuming flatness, the best-fit universe with a cosmological constant Λ is given by $(\Omega_{\Lambda,0}, \Omega_{m,0}) = (0.72, 0.28)$. Though these data have still to be confirmed by more accurate ones, as will be the case in the near future, it is clear that, if taken at face value, they imply a radical departure from usual textbooks Friedman-Robertson-Walker cosmology. Still this possibility is very attractive as it seems to make all pieces of our present understanding of structure formation fit into a consistent paradigm [3, 4]. But a true cosmological constant, interpreted as a vacuum energy, is about 123 orders of magnitude smaller than its “natural” value. This is why there has been a lot of interest in models where the dominant fraction of the present energy density is rather some effective (slowly varying) cosmological constant term. The prominent candidate in this respect is some minimally coupled scalar field ϕ [5, 6] often called quintessence, slowly rolling down its potential such that it can have negative pressure. Actually, if this candidate is the right one, then it is in principle possible to reconstruct (the relevant part of) its potential $V(\phi)$ [7, 8] and the corresponding equation of state w_ϕ [9, 10] using luminosity distance measurements in function of redshift z , a procedure that can in principle be extended to so-called generalized “quintessence” in the framework of scalar-tensor theories of gravity [11]. A Λ -term is equivalent to a perfect isotropic fluid with a constant equation of state $p = w\rho$, $w = -1$. We will be interested in this work in some dominant X -component, which can be described as a perfect fluid with an equation of state specified by $-1 < w_X \equiv p_X/\rho_X < -1/3$, thus enabling that component to induce accelerated expansion. We compare these models, in particular those in the range of values in best agreement with observations, $-1 < w_X < -0.6$, with Λ dominated universes. We don’t consider here constant equations of state with $w_X < -1$, though this even more mysterious possibility is not excluded by observations [12] (however we will consider such cases for variable w_X). It is possible to have a constant equation of state, even in the framework of quintessence though this implies severe constraints on the potential $V(\phi)$ [4, 13]. Anyway, results obtained here apply to these cases if the X -component is some minimally coupled scalar field. Though a constant w_X is a simplified assumption, these models give insight into the observational properties of more sophisticated models. Finally, we also consider a toy model with a variable equation of state where the variation of $w(z)$ is significant in the range $0 \leq z \leq 2$. An arbitrary $V(\phi)$ is expected to give a variable equation of state. Our aim is, particularly in view of present experimental and theoretical activity, to see whether this equation of state which has non negligible variation in the range $0 < z < 2$ can be unambiguously separated from models with a constant equation of state. We show that the separation of these models using luminosity distance measurements will require accurate measurements in the range $1 \leq z \leq 2$, to be probed in the future by the SNAP satellite, a conclusion that can be evidently extended to all viable models with variable equation of state.

2 FRW cosmologies

Our starting point are the well-known Friedmann equations for a homogeneous and isotropic universe,

$$\left(\frac{\dot{a}}{a}\right)^2 + \frac{k}{a^2} = \sum_i \frac{8\pi G}{3} \rho_i \quad (1)$$

$$\frac{\ddot{a}}{a} = -\frac{4\pi G}{3}(\rho_i + 3p_i) \quad (2)$$

Here the different matter components labelled i , are all isotropic perfect fluids. We note from (2) that a component i can induce accelerated expansion provided $\rho_i + 3p_i < 0$. We are interested first in equations of state of the form $\rho_i = w_i p_i$, with constant w_i . It is convenient to write these equations using the dimensionless quantities $x \equiv \frac{a}{a_0}$, $T \equiv |H_0| t$ and $\Omega_{i,0} \equiv \frac{\rho_{i,0}}{\rho_{cr,0}}$ where $H = \frac{\dot{a}}{a}$, $\rho_{cr,0} \equiv \frac{3H_0^2}{8\pi G}$ and f_0 stands for any quantity f evaluated today (at time t_0), finally $\Omega_{k,0} \equiv -\frac{k}{a_0^2 H_0^2}$. Note that this parameterization fails when H_0 vanishes. Equations (1,2) are then rewritten as

$$\frac{1}{2} \left(\frac{dx}{dT}\right)^2 \equiv \frac{1}{2} \dot{x}^2 = \frac{1}{2} \sum_i \Omega_{i,0} x^{-(1+3w_i)} + \frac{1}{2} \Omega_{k,0} \quad (3)$$

$$\frac{d^2x}{dT^2} \equiv \ddot{x} = -\frac{1}{2} \sum_i \Omega_{i,0} (1 + 3w_i) x^{-(2+3w_i)} \quad (4)$$

We see in particular that $x_0 = 1$, $\dot{x}_0 = 1$ or -1 . Further $\ddot{x}_0 = -q_0$, where q_0 is the deceleration parameter. Therefore, we have $\sum_i \Omega_{i,0} + \Omega_{k,0} = 1$ (actually this equality can be extended to any given time). We could in principle include the curvature term $\frac{1}{2}\Omega_{k,0}$ into the sum in the r.h.s. of (3), it would correspond to $w_k = -1/3$, but we prefer to keep it separate for better physical insight, also this curvature term does not appear in (4). It is suggestive to rewrite (3,4) further as

$$\frac{1}{2} \dot{x}^2 = E - V(x) \quad (5)$$

$$\ddot{x} = -\frac{dV}{dx}, \quad (6)$$

with the following identifications

$$V(x) = -\frac{1}{2} \sum_i \Omega_{i,0} x^{-(1+3w_i)} \quad (7)$$

$$E = \frac{1}{2} \Omega_{k,0}. \quad (8)$$

In the Hamiltonian formulation of our problem, we have

$$H = \frac{p_x^2}{2} + V(x), \quad (9)$$

where p_x is the momentum conjugate to x , with the usual equations of motion

$$\dot{x} = \frac{\partial H}{\partial p_x} \qquad \dot{p}_x = -\frac{\partial H}{\partial x} . \quad (10)$$

Our problem is therefore similar to that of a particle in one dimension with potential energy $V(x)$. This gives at once insight into the possible motions, like in problems considered in classical mechanics. In the following we consider a universe filled with dustlike matter ($p = 0$) and some unknown component labelled X with negative pressure, $-1 \leq w_X < -1/3$. Hence we have $\rho_X + 3p_X < 0$. A pure positive cosmological constant, i.e. a Λ -term, corresponds to $w_X = -1$.

Present observations indicate $\Omega_{X,0} \sim 0.7$ and though this is large compared to dustlike matter, $\rho_{X,0}$ is of course negligible compared to M_{pl}^4 , the natural order of magnitude of the vacuum energy. This is why there are attempts to explain the X -component in terms of some scalar field ϕ , a mechanism quite similar to inflation. It is possible in that case too to have scaling solutions with $\rho_\phi \propto x^m$, $m = -3(1 + w_\phi) = \text{constant}$. However this requires a very particular potential $V(\phi)$ for which,

$$V(\phi) = \frac{1-w}{1+w} \frac{\dot{\phi}^2}{2} . \quad (11)$$

Clearly, when $w_X < -1/3$, the energy density ρ_X decreases even slower than the curvature term $\propto x^{-2}$ and, as is the case for a cosmological constant, interesting new features appear in the dynamics of our system. We drop in the following the relativistic component as it is negligible today and basically of no relevance for the issues considered in this work. Hence

$$\dot{x}^2 = \Omega_{m,0} x^{-1} + \Omega_{X,0} x^{-(1+3w_X)} + \Omega_{k,0} \quad (12)$$

$$\ddot{x} = -\frac{1}{2} \frac{\Omega_{m,0}}{x^2} - \frac{1}{2} \Omega_{X,0} (1 + 3w_X) x^{-2-3w_X} , \quad (13)$$

and we have readily the identity

$$V(x) = -\frac{1}{2} \Omega_{m,0} x^{-1} - \frac{1}{2} \Omega_{X,0} x^{-(1+3w_X)} \quad (14)$$

From (13), our universe is presently accelerating provided

$$w_X < -\frac{1}{3} \left(1 + \frac{\Omega_{m,0}}{\Omega_{X,0}} \right) , \quad (15)$$

and in particular for a flat universe

$$w_X < -\frac{1}{3} \Omega_{X,0}^{-1} . \quad (16)$$

For instance, for $\Omega_{m,0} = 0.3$, $\Omega_{X,0} = 0.7$, $w_X < -0.47$ is required. Therefore, present experimental estimates based on baryons in clusters on one hand giving $\Omega_{m,0} \sim 0.3$, and on the location of the first acoustic peak in the Cosmological Microwave

Background detected by the balloon experiments Boomerang and Maxima [14, 15] suggesting a nearly flat universe, on the other hand, imply that our universe would be presently accelerating for a wide range of constant values, roughly $w_X < -0.5$. Accelerated expansion starts at x_a given by

$$x_a^{-3|w_X|} = (-1 + 3|w_X|) \frac{\Omega_{X,0}}{\Omega_{m,0}}, \quad (17)$$

which corresponds to redshifts

$$z_a = (-1 + 3|w_X|)^{\frac{1}{3|w_X|}} \left(\frac{\Omega_{X,0}}{\Omega_{m,0}} \right)^{\frac{1}{3|w_X|}} - 1. \quad (18)$$

For $-1 < w \rightarrow -1/3$, z_a is shifted towards smaller redshifts, for $(\Omega_{m,0}, \Omega_{X,0}) = (0.3, 0.7)$, we have $z_a = 0.671$ for a constant Λ -term, and $z_a = 0.414$ when $w = -0.6$. The fact that z_a is so close to zero, is the cosmic coincidence problem.

Let us look now for the critical points of our system, points for which $\dot{x}_{cr} = \dot{p}_{cr} = 0$. While, by definition, points x_a introduced in (17) have no acceleration, the absence of expansion (or contraction) requires in addition

$$E - V(x_a) = 0. \quad (19)$$

Any particular point x_a satisfying also (19) will yield a critical point x_{cr} . Hence, the existence of a critical point translates into the following equation for the parameters $\Omega_{X,0}, \Omega_{m,0}$

$$y^{3|w_X|} + \alpha y + \beta = 0, \quad y \geq 0 \quad (20)$$

where

$$y \equiv \left(\frac{\Omega_{X,0}}{\Omega_{m,0}} \right)^{\frac{1}{3|w_X|}} \quad (21)$$

$$\beta \equiv 1 - \Omega_{m,0}^{-1} \quad (22)$$

$$\alpha \equiv -3|w_X| (-1 + 3|w_X|)^{\frac{1-3|w_X|}{3|w_X|}}. \quad (23)$$

Note that this equation cannot be used in the particular case $\Omega_{m,0} = 0$. For a pure Λ -term, eq.(20) is cubic. We note first that β is bounded from above, $-\infty < \beta \leq 1$ (the equality $\beta = 1$ is unphysical, it corresponds to $\Omega_{m,0} = \infty$). The polynomial in (20) has a minimum in y_{min}

$$y_{min} = (-1 + 3|w_X|)^{-\frac{1}{3|w_X|}} \quad (24)$$

and it is easily verified that, for any given value of β , or equivalently of $\Omega_{m,0}$, (20) has always at least one solution. We also have the nice equality

$$x_a = \frac{y_{min}}{y}. \quad (25)$$

The following cases can be distinguished:

- a) $\beta < 0$ ($0 < \Omega_{m,0} < 1$): one critical point is found with $x_{cr} < 1$.
- b) $\beta = 0$ ($\Omega_{m,0} = 1$): there are two critical points. The first one corresponds to $\Omega_{X,0} = 0$ and the critical point is just $x_{cr} = \infty$. The second one is for y a solution of $y^{3|w_X|} + \alpha y = 0$ and $x_{cr} < 1$.
- c) $0 < \beta < 1$ ($1 < \Omega_{m,0} < \infty$): two critical points can be found with x_{cr} respectively larger and smaller than 1.
- d) $\beta = 1$ ($\Omega_{m,0} = \infty$): this point is clearly unphysical, however we can consider the limit $\beta \rightarrow 1$. In that case, $x_{cr} \rightarrow 1$ (for a cosmological constant this solution tends to the static Einstein universe).

An intriguing possibility when there is a constant Λ -term is a quasi-static stage first discussed by Lemaitre [16] (called “loitering” stage in [17]). This stage is followed either by recontraction or eternal expansion. Actually such quasi-static stages just correspond to configurations in the vicinity of a critical point. Hence such a stage is equally possible when $-1 < w_X < -1/3$ and it can take place at redshifts

$$z \approx (-1 + 3|w_X|)^{\frac{1}{3|w_X|}} y - 1 = \frac{y}{y_{min}} - 1, \quad (26)$$

where y is a solution of (20). For $\Omega_{m,0} < 1$, a quasistatic stage in an expanding universe is only possible in the past in contrast to expanding universes with $\Omega_{m,0} > 1$, where a loitering stage is possible either in the past or in the future, and two such universes with $\Omega_{m,0} = 2$ are shown in Fig.1. Let us finally mention that spatially flat universes, which are particular subcases of $\beta \leq 0$, can have critical points either in the infinite past for $(\Omega_{X,0}, \Omega_{m,0}) = (1, 0)$ or in the infinite future for $(\Omega_{X,0}, \Omega_{m,0}) = (0, 1)$. In the latter case it will take an infinite time for the expansion to relax at $x_{cr} = \infty$ while in the other case it would take a contracting universe an infinite time to relax at $x_{cr} = 0$. Hence, in a flat expanding universe, and generally in any expanding universe with $\Omega_{m,0} < 1$, the expansion is eternal for $-1 \leq w_X = \text{constant} < -1/3$.

3 Some observational constraints

It is interesting to see how various models fare when compared with observations. We consider in the following several quantities probing the background dynamics that can discriminate, and possibly rule out, the different types of universes from each other.

Age of the Universe: This was actually the main incentive for reconsidering the introduction of a cosmological constant. Indeed, it is possible for an old universe to accomodate with a high value of H_0 . The universe with $(\Omega_{\Lambda,0}, \Omega_{m,0}) = (0.72, 0.28)$ and $0.6 \leq h \equiv H_0/100 \text{ km/s/Mpc} \leq 0.7$ has an age $13.7 \leq t_0 \leq 16$ Gyrs, an increase of nearly 50% compared to a flat matter-dominated universe! When we change the value of w_X , keeping the other cosmological parameters fixed, the age will decrease with increasing values of w_X . As can be seen from Fig.2, varying for example $\Omega_{X,0}$ and w_X , we have a degeneracy for the age of the universe for some values of $\Omega_{m,0}$

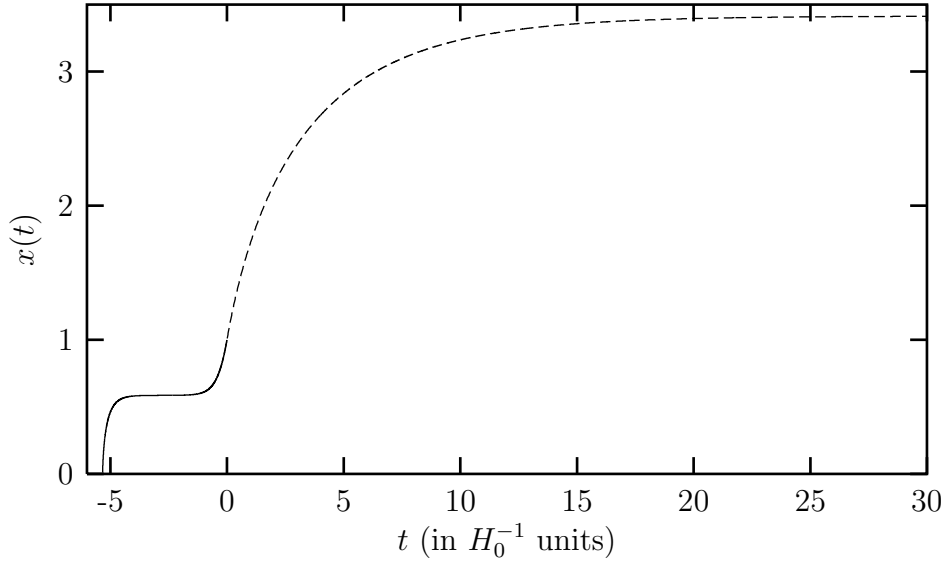


Figure 1: For $w_X = -2/3$ and $\Omega_{m,0} = 2$, two different universes having a quasi-static (loitering) stage are shown. The two universes have different values $\Omega_{X,0}$. The present time is chosen here at $t = 0$ and we show for each universe the relevant part, either $t < 0$ or $t > 0$, containing a quasi-static stage. The quasi-static stages take place in the vicinity of the critical points corresponding to $\Omega_{X,0} = 5.8284\dots$ and $\Omega_{X,0} = 0.17157\dots$. For an expanding universe with $\Omega_{m,0} = 2$, $\Omega_{X,0} = 5.8284\dots$ (plain line), loitering is in the past and occurs at $z \approx 0.70$ while it is in the future at $x \approx 3.41$ for an expanding universe with $\Omega_{m,0} = 2$, $\Omega_{X,0} = 0.17157\dots$ (dashed line). We could also have a bounce in the past for slightly higher values of $\Omega_{X,0}$; the other loitering stage can be followed either by expansion (this is the case here, but the expansion stage is not shown) or by a recollapse for slightly lower $\Omega_{X,0}$ values.

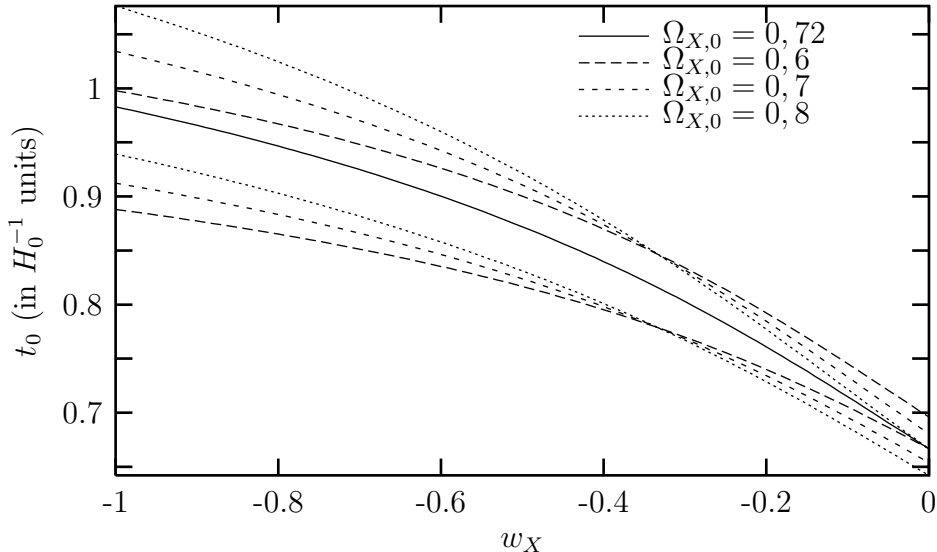


Figure 2: The age of the universe is shown for various cases in function of $w_X = \frac{\rho_X}{p_X}$. The central curve corresponds to a flat universe with $(\Omega_{X,0}, \Omega_{m,0}) = (0.72, 0.28)$. For each $\Omega_{X,0}$, the upper, resp. lower, curve corresponds to $\Omega_{m,0} = 0.2$, resp., 0.4 . Note that all universes with same $\Omega_{m,0}$ have the same age when the X -component scales like the curvature term.

compatible with observations. Therefore the constraint of a minimum age t_0 will select a region in the free parameter space (for example the $\Omega_{X,0} - w_X$ plane if we keep $\Omega_{m,0}$ fixed). We see also the effect of a varying w_X when $\Omega_{m,0}$, $\Omega_{X,0}$ are kept constant. Note the particular value $w_X = -1/3$ for which all universes with same $\Omega_{m,0}$ give the same age as can be easily checked with the analytic expression for t_0 .

$$t_0 = \int_0^1 \frac{dx}{x H(x)}. \quad (27)$$

Of course, we are interested in values of w_X sensibly smaller than $-1/3$.

Age in function of redshift: this constraint is more detailed than the previous one as it puts an age limit at each redshift. This quantity has the following integral expression

$$t(z) = \int_0^{(1+z)^{-1}} \frac{dx}{x H(x)}. \quad (28)$$

An “old” object observed at a certain redshift selects all models with at least that age at that given redshift. In that respect, several age constraints have recently appeared in the literature [18]. For example, the age of the radio galaxy 53W091 observed at a redshift $z = 1.55$ puts a lower bound of 3.5Gyrs at that redshift. The quasar observed at $z = 3.62$ sets a lower bound of 1.3Gyrs. We see from Fig.3 that all universes displayed, besides the flat matter-dominated universe, can accomodate these constraints for a value $0.6 \leq h \leq 0.7$. However a flat purely matter dominated

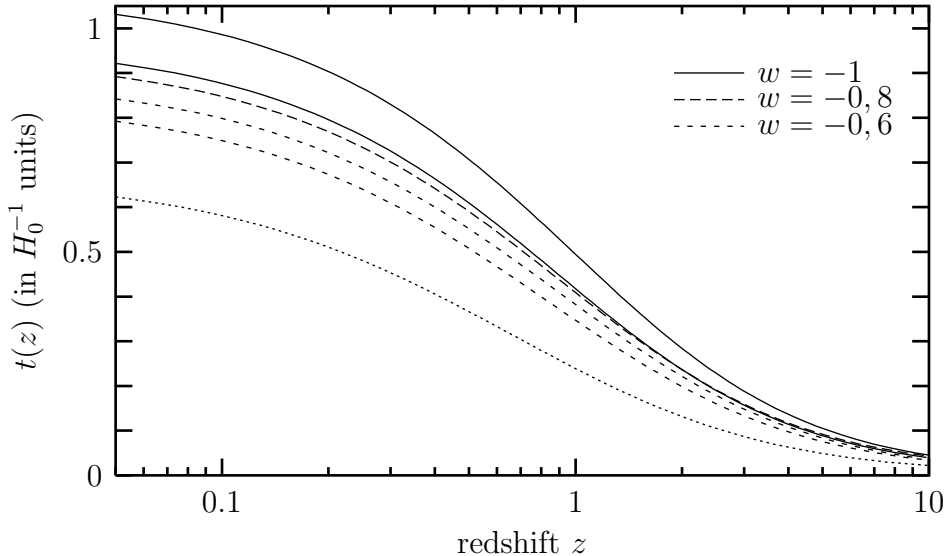


Figure 3: The age of the universe at various redshifts z is shown for several universes. The upper curve has $\Omega_{m,0} = 0.2$, the lowest dashed curve (with $w_X = -0.6$) has $\Omega_{m,0} = 0.4$. The three curves in between all have $\Omega_{m,0} = 0.3$. All these universes pass the constraint set by high-redshift objects mentioned in the text for $0.6 \leq h \leq 0.7$. However the lowest dashed curve, is already on the border for $h=0.7$. We show for comparison $t(z)$ for the Einstein-de Sitter universe (dotted line).

universe cannot, unless the Hubble constant H_0 is lower than the present estimate $h = 0.65 \pm 0.05$. If we vary only w_X , larger values give lower $t(z)$, hence accurate age dating of far objects can possibly set a maximal value for w_X .

The luminosity distance $d_L(z)$: it is essentially this quantity (through the measurement of the Hubble diagram) which was measured for type Ia Supernovae at redshifts up to $z \sim 1$ by two teams, the Supernovae Cosmology Project and the High- z Survey Project. These two teams have found evidence that our universe is presently accelerating, assuming flatness and $w_X = w_\Lambda = -1$, a best-fit universe is obtained for $(\Omega_{m,0}, \Omega_{\Lambda,0}) = (0.28, 0.72)$. We have the integral expression

$$d_L(z) = (1+z) H_0^{-1} |\Omega_k|^{-\frac{1}{2}} \mathcal{S} \left(H_0 |\Omega_k|^{\frac{1}{2}} \int_{(1+z)^{-1}}^1 \frac{dx}{x^2 H(x)} \right), \quad (29)$$

with $\mathcal{S}(u) = \sin u$ for a closed universe, $\mathcal{S}(u) = \sinh u$ for an open universe and \mathcal{S} is the identity for a flat universe. In the near future, several groups will gather data for samples of around a hundred supernovae each and the SNAP (Supernova Acceleration Probe) satellite is planned to make measurements on thousands supernovae with an accuracy at the percentage level up to redshifts $z = 1.7$ [19]. In Fig.4 we see the effect of varying the equation of state and/or the balance between the parameters $\Omega_{m,0}$, $\Omega_{X,0}$ for flat universes. Several flat models are considered and some models are easily resolved but for small redshifts they are still very close. In particular, we see that different combinations of $\Omega_{m,0}$ and w_X , can conspire to give practically

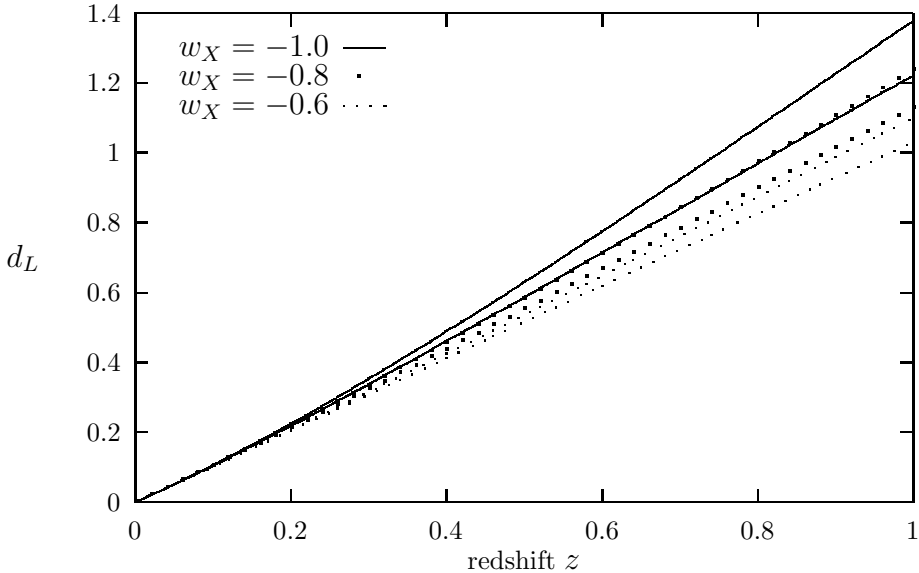


Figure 4: The luminosity distance (in H_0^{-1} units) is plotted against redshift for several flat universes. For each constant w_X value, the upper, resp. lower, curve corresponds to $\Omega_{m,0} = 0.2$, resp. 0.3 . We see that some combinations conspire to give practically undistinguishable curves up to redshifts $z \sim 1$.

the same $d_L(z)$ up to redshifts $z \sim 1$. Therefore high accuracy measurements with uncertainties at the percentage level are needed in order to cleanly distinguish the models and the need to go to redshifts sensibly higher than 1 is evident. But equally crucial, as can also be seen, one needs independent knowledge of $\Omega_{m,0}$ and $\Omega_{X,0}$ (only one of them if we assume flatness) with uncertainties much smaller than 0.1. To see the effect of a variation of the equation of state, we compare several models sharing the same value $w_X(z=0)$. As we have said above, if we want to explain the X -component using a scalar field, it is natural to expect a time varying w_X . Clearly, if we are able to pinpoint the equation of state, crucial information will be gained about the underlying particle physics model.

Let us consider a toy model in which a phenomenological $w_X(z)$ is assumed and we want to consider in how far such a model can be distinguished from a model with constant w_X . We take the following simple model:

$$w_X = -1 + \alpha + \beta(1 - x) . \quad (30)$$

The two constants α and β are chosen arbitrarily. The parameter α measures the departure today from an equation of state corresponding to a cosmological constant, while the parameter β measures the variation in time of w_X . Adopting a purely phenomenological approach, we will consider also cases where w_X becomes smaller than -1 which can not be accounted for by a minimally coupled scalar field. The energy density ρ_X evolves in time according to

$$\rho_X = \rho_{X,0} x^{-3(\alpha+\beta)} e^{-3\beta(1-x)} . \quad (31)$$

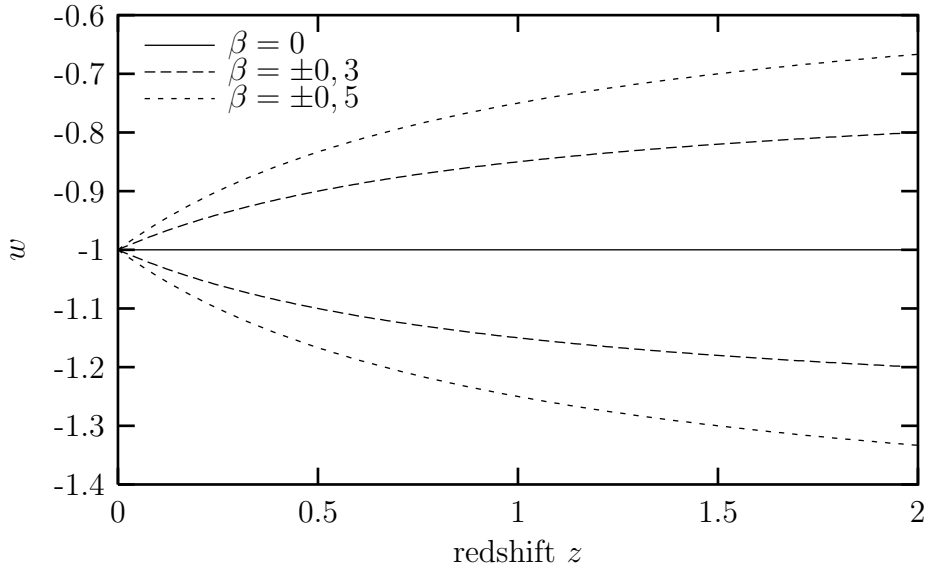


Figure 5: The value $w_X(z)$ is shown for our toy model. Note that we display here the cases with $\alpha = 0$ which correspond to the present value $w_X(0) = -1$.

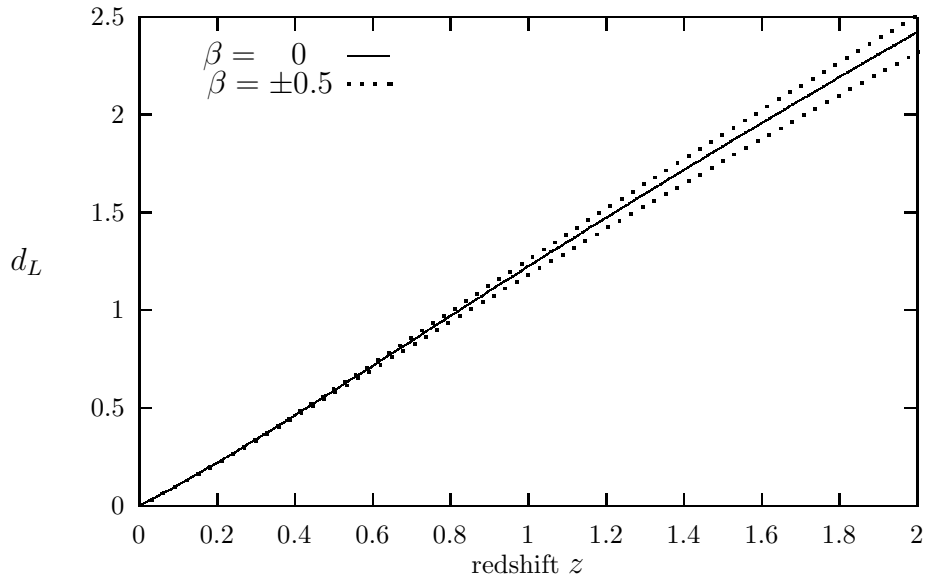


Figure 6: The luminosity distance (in H_0^{-1} units) is shown for some of the variable equations of state displayed on the previous Figure and compared to a pure cosmological constant ($\beta = 0$). Flatness is assumed with $\Omega_{m,0} = 0.3$. Obviously, accurate measurements at redshifts $1 < z < 2$, and accurate knowledge of $\Omega_{m,0}$ are needed in order to separate the three cases.

From Fig.6, it is evident that even a strongly varying w_X does not yield a significant difference compared to the case with $w_X = \text{constant}$. However, at redshifts $z \sim (1-2)$, a measurement with an accuracy at the percentage level might be able to distinguish our varying equation of state with $\beta = 0.5$ from a constant equation of state (and same value today). However, for $\beta \sim 0.1$, clean separation will become a technological challenge.

We see that a variation of the cosmological parameters leads to a better separation of the models than a variation in the equation of state, therefore we need independent accurate knowledge of $\Omega_{m,0}$ (assuming a flat universe) with an uncertainty $\Delta\Omega_{m,0}$ significantly smaller than 0.1 in order to resolve the various curves. A detailed discussion of the feasibility of this resolution, of the use of fitting functions, and of the reconstruction of the equation of state, is beyond the scope of this work.

References

- [1] S. Perlmutter, G. Aldering, M. Della Valle *et al.*, Nature **391**, 51 (1998); S. Perlmutter, G. Aldering, G. Goldhaber *et al.*, Astroph. J., **517**, 565 (1999).
- [2] P.M. Garnavich, R.P. Kirshner, P. Challis *et al.*, Astrophys. J. Lett. **493**, L53 (1998); A.G. Riess, A.V. Filippenko, P. Challis *et al.*, Astron. J. **116**, 1009 (1998).
- [3] N.A. Bahcall, J.P. Ostriker, S. Perlmutter, and P.J. Steinhardt, Science, **284**, 1481 (1999).
- [4] V. Sahni and A.A. Starobinsky, IJMPD, to appear (2000); astro-ph/9904398.
- [5] B. Ratra and P.J.E. Peebles, Phys. Rev. D **37**, 3406 (1988).
- [6] R.R. Caldwell, R. Dave, and P.J. Steinhardt, Phys. Rev. Lett. **80**, 1582 (1998); P.G. Ferreira and M. Joyce, Phys. Rev. D **58**, 023503 (1998); Phys. Rev. Lett. **79**, 4740 (1998); I. Zlatev, L. Wang and P.J. Steinhardt, Phys. Rev. Lett. **82**, 896 (1999).
- [7] A.A. Starobinsky, JETP Lett. **68**, 757 (1998); Gravit. & Cosmol. **4** (Suppl.), 88 (1998).
- [8] D. Huterer and M.S. Turner, Phys. Rev. D **60** 81301 (1999); T. Nakamura and T. Chiba, Mon. Not. Roy. Ast. Soc. **306**, 696 (1999).
- [9] T.D. Saini, S. Raychaudhury, V. Sahni, and A.A. Starobinsky, Phys. Rev. Lett. **85**, 1162 (2000)
- [10] J. Weller and A. Albrecht, astro-ph/0008314; I.Maor, R. Brustein and P.J. Steinhardt, astro-ph/0007297
- [11] B. Boisseau, G. Esposito-Farèse, D. Polarski and A. A. Starobinsky, gr-qc/0001066, to appear in Phys. Rev. Lett. (2000)

- [12] R.R. Caldwell, astro-ph/9908168.
- [13] E. di Pietro and J. Demaret, gr-qc/9908071, IJMPD, to appear
- [14] P. de Bernardis *et al.*, Nature **404**, 955 (2000)
- [15] S. Hanany *et al.*, astro-ph/0005123; A. Balbi *et al.*, astro-ph/0005124
- [16] A. G. Lemaitre, *Annales de la Société Scientifique de Bruxelles XLVII A*, 49 (1927)
- [17] V. Sahni, H. Feldman and A. Stebbins, ApJ **385**, 1 (1992)
- [18] J. Dunlop *et al.*, Nature **381**, 581 (1996); Y. Yoshii, T. Tsujimoto and K. Kawara, Astroph. J., **507**, L113 (1998)
- [19] <http://snap.lbl.gov>