

Inducing a Semantically Annotated Lexicon via EM-Based Clustering

Mats Rooth
Stefan Riezler
Detlef Prescher
Glenn Carroll
Franz Beil

Institut für Maschinelle Sprachverarbeitung
University of Stuttgart, Germany

Abstract

We present a technique for automatic induction of slot annotations for subcategorization frames, based on induction of hidden classes in the EM framework of statistical estimation. The models are empirically evaluated by a general decision test. Induction of slot labeling for subcategorization frames is accomplished by a further application of EM, and applied experimentally on frame observations derived from parsing large corpora. We outline an interpretation of the learned representations as theoretical-linguistic decompositional lexical entries.

1 Introduction

An important challenge in computational linguistics concerns the construction of large-scale computational lexicons for the numerous natural languages where very large samples of language use are now available. Resnik (1993) initiated research into the automatic acquisition of semantic selectional restrictions. Ribas (1994) presented an approach which takes into account the syntactic position of the elements whose semantic relation is to be acquired. However, those and most of the following approaches require as a prerequisite a fixed taxonomy of semantic relations. This is a problem because (i) entailment hierarchies are presently available for few languages, and (ii) we regard it as an open question whether and to what degree existing designs for lexical hierarchies are appropriate for representing lexical meaning. Both of these considerations suggest the relevance of inductive and experimental approaches to the construction of lexicons with semantic information.

This paper presents a method for automatic induction of semantically annotated subcategorization frames from unannotated corpora. We

use a statistical subcat-induction system which estimates probability distributions and corpus frequencies for pairs of a head and a subcat frame (Carroll and Rooth, 1998). The statistical parser can also collect frequencies for the nominal fillers of slots in a subcat frame. The induction of labels for slots in a frame is based upon estimation of a probability distribution over tuples consisting of a class label, a selecting head, a grammatical relation, and a filler head. The class label is treated as hidden data in the EM-framework for statistical estimation.

2 EM-Based Clustering

In our clustering approach, classes are derived directly from distributional data—a sample of pairs of verbs and nouns, gathered by parsing an unannotated corpus and extracting the fillers of grammatical relations. Semantic classes corresponding to such pairs are viewed as hidden variables or unobserved data in the context of maximum likelihood estimation from incomplete data via the EM algorithm. This approach allows us to work in a mathematically well-defined framework of statistical inference, i.e., standard monotonicity and convergence results for the EM algorithm extend to our method. The two main tasks of EM-based clustering are i) the induction of a smooth probability model on the data, and ii) the automatic discovery of class-structure in the data. Both of these aspects are respected in our application of lexicon induction. The basic ideas of our EM-based clustering approach were presented in Rooth (Ms). Our approach contrasts with the merely heuristic and empirical justification of similarity-based approaches to clustering (Dagan et al., 1998) for which so far no clear probabilistic interpretation has been given. The probability model we use can be found ear-

Class 17		0.0379	0.0315	0.0313	0.0249	0.0164	0.0143	0.0110	0.0109	0.0105	0.0103	0.0099	0.0091	0.0089	0.0088	0.0082	0.0077	0.0073	0.0071	0.0070	0.0068	0.0067	0.0065	0.0065	0.0058	0.0057	0.0057	0.0054	0.0051	0.0050		
PROB 0.0265		number	rate	price	cost	level	amount	sale	value	interest	demand	chance	standard	share	risk	profit	pressure	income	performance	benefit	size	population	proportion	temperature	tax	fee	time	power	quality	supply	money	
0.0437	increase.as:s	•	•	•	•	•	•	•	•	•	•	•	•	•	•	•	•	•	•	•	•	•	•	•	•	•	•	•	•	•	•	
0.0392	increase.as:o	•	•	•	•	•	•	•	•	•	•	•	•	•	•	•	•	•	•	•	•	•	•	•	•	•	•	•	•	•	•	•
0.0344	fall.as:s	•	•	•	•	•	•	•	•	•	•	•	•	•	•	•	•	•	•	•	•	•	•	•	•	•	•	•	•	•	•	•
0.0337	pay.as:o	•	•	•	•	•	•	•	•	•	•	•	•	•	•	•	•	•	•	•	•	•	•	•	•	•	•	•	•	•	•	•
0.0329	reduce.as:o	•	•	•	•	•	•	•	•	•	•	•	•	•	•	•	•	•	•	•	•	•	•	•	•	•	•	•	•	•	•	•
0.0257	rise.as:s	•	•	•	•	•	•	•	•	•	•	•	•	•	•	•	•	•	•	•	•	•	•	•	•	•	•	•	•	•	•	•
0.0196	exceed.as:o	•	•	•	•	•	•	•	•	•	•	•	•	•	•	•	•	•	•	•	•	•	•	•	•	•	•	•	•	•	•	•
0.0177	exceed.as:s	•	•	•	•	•	•	•	•	•	•	•	•	•	•	•	•	•	•	•	•	•	•	•	•	•	•	•	•	•	•	•
0.0169	affect.as:o	•	•	•	•	•	•	•	•	•	•	•	•	•	•	•	•	•	•	•	•	•	•	•	•	•	•	•	•	•	•	•
0.0156	grow.as:s	•	•	•	•	•	•	•	•	•	•	•	•	•	•	•	•	•	•	•	•	•	•	•	•	•	•	•	•	•	•	•
0.0134	include.as:s	•	•	•	•	•	•	•	•	•	•	•	•	•	•	•	•	•	•	•	•	•	•	•	•	•	•	•	•	•	•	•
0.0129	reach.as:s	•	•	•	•	•	•	•	•	•	•	•	•	•	•	•	•	•	•	•	•	•	•	•	•	•	•	•	•	•	•	•
0.0120	decline.as:s	•	•	•	•	•	•	•	•	•	•	•	•	•	•	•	•	•	•	•	•	•	•	•	•	•	•	•	•	•	•	•
0.0102	lose.as:o	•	•	•	•	•	•	•	•	•	•	•	•	•	•	•	•	•	•	•	•	•	•	•	•	•	•	•	•	•	•	•
0.0099	act.as:s	•	•	•	•	•	•	•	•	•	•	•	•	•	•	•	•	•	•	•	•	•	•	•	•	•	•	•	•	•	•	•
0.0099	improve.as:o	•	•	•	•	•	•	•	•	•	•	•	•	•	•	•	•	•	•	•	•	•	•	•	•	•	•	•	•	•	•	•
0.0088	include.as:o	•	•	•	•	•	•	•	•	•	•	•	•	•	•	•	•	•	•	•	•	•	•	•	•	•	•	•	•	•	•	•
0.0088	cut.as:o	•	•	•	•	•	•	•	•	•	•	•	•	•	•	•	•	•	•	•	•	•	•	•	•	•	•	•	•	•	•	•
0.0080	show.as:o	•	•	•	•	•	•	•	•	•	•	•	•	•	•	•	•	•	•	•	•	•	•	•	•	•	•	•	•	•	•	•
0.0078	vary.as:s	•	•	•	•	•	•	•	•	•	•	•	•	•	•	•	•	•	•	•	•	•	•	•	•	•	•	•	•	•	•	•

Figure 1: Class 17: scalar change

lier in Pereira et al. (1993). However, in contrast to this approach, our statistical inference method for clustering is formalized clearly as an EM-algorithm. Approaches to probabilistic clustering similar to ours were presented recently in Saul and Pereira (1997) and Hofmann and Puzicha (1998). There also EM-algorithms for similar probability models have been derived, but applied only to simpler tasks not involving a combination of EM-based clustering models as in our lexicon induction experiment. For further applications of our clustering model see Rooth et al. (1998).

We seek to derive a joint distribution of verb-noun pairs from a large sample of pairs of verbs $v \in V$ and nouns $n \in N$. The key idea is to view v and n as conditioned on a hidden class $c \in C$, where the classes are given no prior interpretation. The semantically smoothed probability of a pair (v, n) is defined to be:

$$p(v, n) = \sum_{c \in C} p(c, v, n) = \sum_{c \in C} p(c)p(v|c)p(n|c)$$

The joint distribution $p(c, v, n)$ is defined by $p(c, v, n) = p(c)p(v|c)p(n|c)$. Note that by construction, conditioning of v and n on each other is solely made through the classes c .

In the framework of the EM algorithm (Dempster et al., 1977), we can formalize clustering as an estimation problem for a latent

class (LC) model as follows. We are given: (i) a sample space \mathcal{Y} of observed, incomplete data, corresponding to pairs from $V \times N$, (ii) a sample space \mathcal{X} of unobserved, complete data, corresponding to triples from $C \times V \times N$, (iii) a set $X(y) = \{x \in \mathcal{X} \mid x = (c, y), c \in C\}$ of complete data related to the observation y , (iv) a complete-data specification $p_\theta(x)$, corresponding to the joint probability $p(c, v, n)$ over $C \times V \times N$, with parameter-vector $\theta = \langle \theta_c, \theta_{vc}, \theta_{nc} \mid c \in C, v \in V, n \in N \rangle$, (v) an incomplete data specification $p_\theta(y)$ which is related to the complete-data specification as the marginal probability $p_\theta(y) = \sum_{X(y)} p_\theta(x)$.

The EM algorithm is directed at finding a value $\hat{\theta}$ of θ that maximizes the incomplete-data log-likelihood function L as a function of θ for a given sample \mathcal{Y} , i.e., $\hat{\theta} = \arg \max_{\theta} L(\theta)$ where $L(\theta) = \ln \prod_y p_\theta(y)$.

As prescribed by the EM algorithm, the parameters of $L(\theta)$ are estimated indirectly by proceeding iteratively in terms of complete-data estimation for the auxiliary function $Q(\theta; \theta^{(t)})$, which is the conditional expectation of the complete-data log-likelihood $\ln p_\theta(x)$ given the observed data y and the current fit of the parameter values $\theta^{(t)}$ (E-step). This auxiliary function is iteratively maximized as a function of θ (M-step), where each iteration is defined by

Class 5 PROB 0.0412																																				
	man	ruth	corbett	doctor	woman	athelstan	cranston	benjamin	stephen	adam	girl	laura	maggie	voice	john	harry	emily	one	people	boy	rachel	ashley	jane	caroline	jack	burun	juliet	blanche	helen	edward						
0.0542	ask.as:s	•	•	•	•	•	•	•	•	•	•	•	•	•	•	•	•	•	•	•	•	•	•	•	•	•	•	•	•	•	•	•	•	•		
0.0340	nod.as:s	•	•	•	•	•	•	•	•	•	•	•	•	•	•	•	•	•	•	•	•	•	•	•	•	•	•	•	•	•	•	•	•	•	•	
0.0299	think.as:s	•	•	•	•	•	•	•	•	•	•	•	•	•	•	•	•	•	•	•	•	•	•	•	•	•	•	•	•	•	•	•	•	•	•	
0.0287	shake.aso:s	•	•	•	•	•	•	•	•	•	•	•	•	•	•	•	•	•	•	•	•	•	•	•	•	•	•	•	•	•	•	•	•	•	•	
0.0264	smile.as:s	•	•	•	•	•	•	•	•	•	•	•	•	•	•	•	•	•	•	•	•	•	•	•	•	•	•	•	•	•	•	•	•	•	•	
0.0213	laugh.as:s	•	•	•	•	•	•	•	•	•	•	•	•	•	•	•	•	•	•	•	•	•	•	•	•	•	•	•	•	•	•	•	•	•	•	
0.0207	reply.as:s	•	•	•	•	•	•	•	•	•	•	•	•	•	•	•	•	•	•	•	•	•	•	•	•	•	•	•	•	•	•	•	•	•	•	
0.0167	shrug.as:s	•	•	•	•	•	•	•	•	•	•	•	•	•	•	•	•	•	•	•	•	•	•	•	•	•	•	•	•	•	•	•	•	•	•	
0.0148	wonder.as:s	•	•	•	•	•	•	•	•	•	•	•	•	•	•	•	•	•	•	•	•	•	•	•	•	•	•	•	•	•	•	•	•	•	•	
0.0141	feel.aso:s	•	•	•	•	•	•	•	•	•	•	•	•	•	•	•	•	•	•	•	•	•	•	•	•	•	•	•	•	•	•	•	•	•	•	
0.0133	take.aso:s	•	•	•	•	•	•	•	•	•	•	•	•	•	•	•	•	•	•	•	•	•	•	•	•	•	•	•	•	•	•	•	•	•	•	•
0.0121	sigh.as:s	•	•	•	•	•	•	•	•	•	•	•	•	•	•	•	•	•	•	•	•	•	•	•	•	•	•	•	•	•	•	•	•	•	•	•
0.0110	watch.aso:s	•	•	•	•	•	•	•	•	•	•	•	•	•	•	•	•	•	•	•	•	•	•	•	•	•	•	•	•	•	•	•	•	•	•	•
0.0106	ask.aso:s	•	•	•	•	•	•	•	•	•	•	•	•	•	•	•	•	•	•	•	•	•	•	•	•	•	•	•	•	•	•	•	•	•	•	•
0.0104	tell.aso:s	•	•	•	•	•	•	•	•	•	•	•	•	•	•	•	•	•	•	•	•	•	•	•	•	•	•	•	•	•	•	•	•	•	•	•
0.0094	look.as:s	•	•	•	•	•	•	•	•	•	•	•	•	•	•	•	•	•	•	•	•	•	•	•	•	•	•	•	•	•	•	•	•	•	•	•
0.0092	give.aso:s	•	•	•	•	•	•	•	•	•	•	•	•	•	•	•	•	•	•	•	•	•	•	•	•	•	•	•	•	•	•	•	•	•	•	•
0.0089	hear.aso:s	•	•	•	•	•	•	•	•	•	•	•	•	•	•	•	•	•	•	•	•	•	•	•	•	•	•	•	•	•	•	•	•	•	•	•
0.0083	grin.as:s	•	•	•	•	•	•	•	•	•	•	•	•	•	•	•	•	•	•	•	•	•	•	•	•	•	•	•	•	•	•	•	•	•	•	•
0.0083	answer.as:s	•	•	•	•	•	•	•	•	•	•	•	•	•	•	•	•	•	•	•	•	•	•	•	•	•	•	•	•	•	•	•	•	•	•	•

Figure 2: Class 5: communicative action

the map $\theta^{(t+1)} = M(\theta^{(t)}) = \arg \max_{\theta} Q(\theta; \theta^{(t)})$

Note that our application is an instance of the EM-algorithm for context-free models (Baum et al., 1970), from which the following particularly simple reestimation formulae can be derived. Let $x = (c, y)$, and $f(y)$ the sample-frequency of y . Then

$$M(\theta_{vc}) = \frac{\sum_{y \in \{v\} \times N} f(y) p_{\theta}(x|y)}{\sum_y f(y) p_{\theta}(x|y)},$$

$$M(\theta_{nc}) = \frac{\sum_{y \in V \times \{n\}} f(y) p_{\theta}(x|y)}{\sum_y f(y) p_{\theta}(x|y)},$$

$$M(\theta_c) = \frac{\sum_y f(y) p_{\theta}(x|y)}{|\mathcal{Y}|}.$$

Intuitively, the conditional expectation of the number of times a particular v , n , or c choice is made during the derivation is prorated by the conditionally expected total number of times a choice of the same kind is made. As shown by Baum et al. (1970), these expectations can be calculated efficiently using dynamic programming techniques. Every such maximization step increases the log-likelihood function L , and a sequence of re-estimates eventually converges to a (local) maximum of L .

In the following, we will present some examples of induced clusters. Input to the clustering algorithm was a training corpus of 1280715 tokens (608850 types) of verb-noun pairs partici-

pating in the grammatical relations of intransitive and transitive verbs and their subject- and object-fillers. The data were gathered from the maximal-probability parses the head-lexicalized probabilistic context-free grammar of (Carroll and Rooth, 1998) gave for the British National Corpus (117 million words).

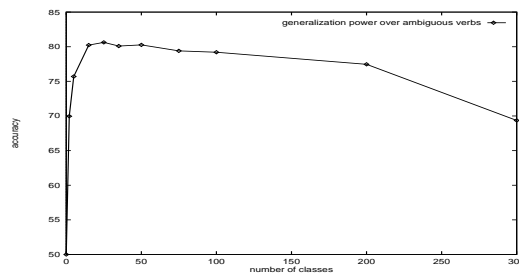


Figure 3: Evaluation of pseudo-disambiguation

Fig. 2 shows an induced semantic class out of a model with 35 classes. At the top are listed the 20 most probable nouns in the $p(n|5)$ distribution and their probabilities, and at left are the 30 most probable verbs in the $p(v|5)$ distribution. 5 is the class index. Those verb-noun pairs which were seen in the training data appear with a dot in the class matrix. Verbs with suffix $.as : s$ indicate the subject slot of an active intransitive. Similarly $.aso : s$ denotes the subject slot of an active transitive, and $.aso : o$ denotes the object slot of an active transitive.

Thus v in the above discussion actually consists of a combination of a verb with a subcat frame slot $as : s$, $aso : s$, or $aso : o$. Induced classes often have a basis in lexical semantics; class 5 can be interpreted as clustering agents, denoted by proper names, “man”, and “woman”, together with verbs denoting *communicative action*. Fig. 1 shows a cluster involving verbs of *scalar change* and things which can move along scales. Fig. 5 can be interpreted as involving different *dispositions* and modes of their execution.

3 Evaluation of Clustering Models

3.1 Pseudo-Disambiguation

We evaluated our clustering models on a pseudo-disambiguation task similar to that performed in Pereira et al. (1993), but differing in detail. The task is to judge which of two verbs v and v' is more likely to take a given noun n as its argument where the pair (v, n) has been cut out of the original corpus and the pair (v', n) is constructed by pairing n with a randomly chosen verb v' such that the combination (v', n) is completely unseen. Thus this test evaluates how well the models generalize over unseen verbs.

The data for this test were built as follows. We constructed an evaluation corpus of (v, n, v') triples by randomly cutting a test corpus of 3000 (v, n) pairs out of the original corpus of 1280712 tokens, leaving a training corpus of 1178698 tokens. Each noun n in the test corpus was combined with a verb v' which was randomly chosen according to its frequency such that the pair (v', n) did appear neither in the training nor in the test corpus. However, the elements v, v' , and n were required to be part of the training corpus. Furthermore, we restricted the verbs and nouns in the evaluation corpus to the ones which occurred at least 30 times and at most 3000 times with some verb-functor v in the training corpus. The resulting 1337 evaluation triples were used to evaluate a sequence of clustering models trained from the training corpus.

The clustering models we evaluated were parameterized in starting values of the training algorithm, in the number of classes of the model, and in the number of iteration steps, resulting in a sequence of $3 \times 10 \times 6$ models. Starting from a lower bound of 50 % random choice, accuracy was calculated as the number of times the model decided for $p(n|v) \geq p(n|v')$ out of

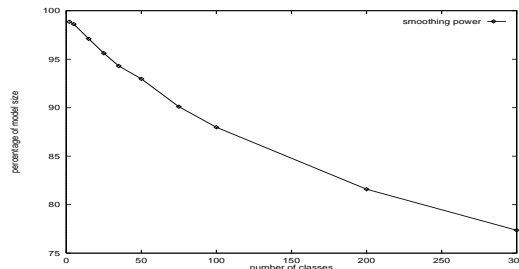


Figure 4: Evaluation on smoothing task

all choices made. Fig. 3 shows the evaluation results for models trained with 50 iterations, averaged over starting values, and plotted against class cardinality. Different starting values had an effect of ± 2 % on the performance of the test. We obtained a value of about 80 % accuracy for models between 25 and 100 classes. Models with more than 100 classes show a small but stable overfitting effect.

3.2 Smoothing Power

A second experiment addressed the smoothing power of the model by counting the number of (v, n) pairs in the set $V \times N$ of all possible combinations of verbs and nouns which received a positive joint probability by the model. The $V \times N$ -space for the above clustering models included about 425 million (v, n) combinations; we approximated the smoothing size of a model by randomly sampling 1000 pairs from $V \times N$ and returning the percentage of positively assigned pairs in the random sample. Fig. 4 plots the smoothing results for the above models against the number of classes. Starting values had an influence of ± 1 % on performance. Given the proportion of the number of types in the training corpus to the $V \times N$ -space, without clustering we have a smoothing power of 0.14 % whereas for example a model with 50 classes and 50 iterations has a smoothing power of about 93 %.

Corresponding to the maximum likelihood paradigm, the number of training iterations had a decreasing effect on the smoothing performance whereas the accuracy of the pseudo-disambiguation was increasing in the number of iterations. We found a number of 50 iterations to be a good compromise in this trade-off.

4 Lexicon Induction Based on Latent Classes

The goal of the following experiment was to derive a lexicon of several hundred intransitive and transitive verbs with subcat slots labeled with latent classes.

4.1 Probabilistic Labeling with Latent Classes using EM-estimation

To induce latent classes for the subject slot of a fixed intransitive verb the following statistical inference step was performed. Given a latent class model $p_{LC}(\cdot)$ for verb-noun pairs, and a sample n_1, \dots, n_M of subjects for a fixed intransitive verb, we calculate the probability of an arbitrary subject $n \in N$ by:

$$p(n) = \sum_{c \in C} p(c, n) = \sum_{c \in C} p(c) p_{LC}(n|c).$$

The estimation of the parameter-vector $\theta = \langle \theta_c | c \in C \rangle$ can be formalized in the EM framework by viewing $p(n)$ or $p(c, n)$ as a function of θ for fixed $p_{LC}(\cdot)$. The re-estimation formulae resulting from the incomplete data estimation for these probability functions have the following form ($f(n)$ is the frequency of n in the sample of subjects of the fixed verb):

$$M(\theta_c) = \frac{\sum_{n \in N} f(n) p_{\theta}(c|n)}{\sum_{n \in N} f(n)}$$

A similar EM induction process can be applied also to pairs of nouns, thus enabling induction of latent semantic annotations for transitive verb frames. Given a LC model $p_{LC}(\cdot)$ for verb-noun pairs, and a sample $(n_1, n_2)_1, \dots, (n_1, n_2)_M$ of noun arguments (n_1 subjects, and n_2 direct objects) for a fixed transitive verb, we calculate the probability of its noun argument pairs by:

$$p(n_1, n_2) = \sum_{c_1, c_2 \in C} p(c_1, c_2, n_1, n_2) \\ = \sum_{c_1, c_2 \in C} p(c_1, c_2) p_{LC}(n_1|c_1) p_{LC}(n_2|c_2)$$

Again, estimation of the parameter-vector $\theta = \langle \theta_{c_1 c_2} | c_1, c_2 \in C \rangle$ can be formalized in an EM framework by viewing $p(n_1, n_2)$ or $p(c_1, c_2, n_1, n_2)$ as a function of θ for fixed $p_{LC}(\cdot)$. The re-estimation formulae resulting from this incomplete data estimation problem have the following simple form ($f(n_1, n_2)$ is the

<i>blush</i> 5	0.982975	<i>snarl</i> 5	0.962094
constance	3	mandeville	2
christina	3	jinkwa	2
willie	2.99737	man	1.99859
ronni	2	scott	1.99761
claudia	2	omalley	1.99755
gabriel	2	shamlou	1
maggie	2	angalo	1
bathsheba	2	corbett	1
sarah	2	southgate	1
girl	1.9977	ace	1

Figure 6: Lexicon entries: *blush*, *snarl*

<i>increase</i> 17	0.923698		
number	134.147	proportion	23.8699
demand	30.7322	size	22.8108
pressure	30.5844	rate	20.9593
temperature	25.9691	level	20.7651
cost	23.9431	price	17.9996

Figure 7: Scalar motion *increase*.

frequency of (n_1, n_2) in the sample of noun argument pairs of the fixed verb):

$$M(\theta_{c_1 c_2}) = \frac{\sum_{n_1, n_2 \in N} f(n_1, n_2) p_{\theta}(c_1, c_2 | n_1, n_2)}{\sum_{n_1, n_2 \in N} f(n_1, n_2)}$$

Note that the class distributions $p(c)$ and $p(c_1, c_2)$ for intransitive and transitive models can be computed also for verbs unseen in the LC model.

4.2 Lexicon Induction Experiment

Experiments used a model with 35 classes. From maximal probability parses for the British National Corpus derived with a statistical parser (Carroll and Rooth, 1998), we extracted frequency tables for intransitive verb/subject pairs and transitive verb/subject/object triples. The 500 most frequent verbs were selected for slot labeling. Fig. 6 shows two verbs v for which the most probable class label is 5, a class which we earlier described as *communicative action*, together with the estimated frequencies of $f(n) p_{\theta}(c|n)$ for those ten nouns n for which this estimated frequency is highest.

Fig. 7 shows corresponding data for an intransitive scalar motion sense of *increase*.

Fig. 8 shows the intransitive verbs which take 17 as the most probable label. Intuitively, the

Class 8		0.0385	0.0162	0.0157	0.0101	0.0073	0.0071	0.0063	0.0060	0.0060	0.0057	0.0055	0.0052	0.0052	0.0051	0.0050	0.0050	0.0048	0.0047	0.0047	0.0046	0.0041	0.0040	0.0040	0.0039	0.0038	0.0037	0.0037	0.0036	0.0036		
PROB 0.0369		change	use	increase	development	growth	effect	result	degree	response	approach	reduction	forme	condition	understanding	improvement	treatment	skill	action	process	activity	knowledge	factor	level	type	reaction	kind	difference	movement	loss	amount	
0.0539	require.aso:o	•	•	•	•	•	•	•	•	•	•	•	•	•	•	•	•	•	•	•	•	•	•	•	•	•	•	•	•	•	•	
0.0469	show.aso:o	•	•	•	•	•	•	•	•	•	•	•	•	•	•	•	•	•	•	•	•	•	•	•	•	•	•	•	•	•	•	•
0.0439	need.aso:o	•	•	•	•	•	•	•	•	•	•	•	•	•	•	•	•	•	•	•	•	•	•	•	•	•	•	•	•	•	•	•
0.0383	involve.aso:o	•	•	•	•	•	•	•	•	•	•	•	•	•	•	•	•	•	•	•	•	•	•	•	•	•	•	•	•	•	•	•
0.0270	produce.aso:o	•	•	•	•	•	•	•	•	•	•	•	•	•	•	•	•	•	•	•	•	•	•	•	•	•	•	•	•	•	•	•
0.0255	occur.as:s	•	•	•	•	•	•	•	•	•	•	•	•	•	•	•	•	•	•	•	•	•	•	•	•	•	•	•	•	•	•	•
0.0192	cause.aso:s	•	•	•	•	•	•	•	•	•	•	•	•	•	•	•	•	•	•	•	•	•	•	•	•	•	•	•	•	•	•	•
0.0189	cause.aso:o	•	•	•	•	•	•	•	•	•	•	•	•	•	•	•	•	•	•	•	•	•	•	•	•	•	•	•	•	•	•	•
0.0179	affect.aso:s	•	•	•	•	•	•	•	•	•	•	•	•	•	•	•	•	•	•	•	•	•	•	•	•	•	•	•	•	•	•	•
0.0162	require.aso:s	•	•	•	•	•	•	•	•	•	•	•	•	•	•	•	•	•	•	•	•	•	•	•	•	•	•	•	•	•	•	•
0.0150	mean.aso:o	•	•	•	•	•	•	•	•	•	•	•	•	•	•	•	•	•	•	•	•	•	•	•	•	•	•	•	•	•	•	•
0.0140	suggest.aso:o	•	•	•	•	•	•	•	•	•	•	•	•	•	•	•	•	•	•	•	•	•	•	•	•	•	•	•	•	•	•	•
0.0138	produce.aso:s	•	•	•	•	•	•	•	•	•	•	•	•	•	•	•	•	•	•	•	•	•	•	•	•	•	•	•	•	•	•	•
0.0109	demand.aso:o	•	•	•	•	•	•	•	•	•	•	•	•	•	•	•	•	•	•	•	•	•	•	•	•	•	•	•	•	•	•	•
0.0109	reduce.aso:s	•	•	•	•	•	•	•	•	•	•	•	•	•	•	•	•	•	•	•	•	•	•	•	•	•	•	•	•	•	•	•
0.0097	reflect.aso:o	•	•	•	•	•	•	•	•	•	•	•	•	•	•	•	•	•	•	•	•	•	•	•	•	•	•	•	•	•	•	•
0.0092	involve.aso:s	•	•	•	•	•	•	•	•	•	•	•	•	•	•	•	•	•	•	•	•	•	•	•	•	•	•	•	•	•	•	•
0.0091	undergo.aso:o	•	•	•	•	•	•	•	•	•	•	•	•	•	•	•	•	•	•	•	•	•	•	•	•	•	•	•	•	•	•	•

Figure 5: Class 8: dispositions

verbs are semantically coherent. When compared to Levin (1993)’s 48 top-level verb classes, we found an agreement of our classification with her class of “verbs of changes of state” except for the last three verbs in the list in Fig. 8 which is sorted by probability of the class label.

Similar results for German intransitive scalar motion verbs are shown in Fig. 9. The data for these experiments were extracted from the maximal-probability parses of a 4.1 million word corpus of German subordinate clauses, yielding 418290 tokens (318086 types) of pairs of verbs or adjectives and nouns. The lexicalized probabilistic grammar for German used is described in Beil et al. (1999). We compared the German example of scalar motion verbs to the linguistic classification of verbs given by Schuhmacher (1986) and found an agreement of our classification with the class of “einfache Änderungsverben” (simple verbs of change) except for the verbs *anwachsen* (increase) and *stagnieren* (stagnate) which were not classified there at all.

Fig. 10 shows the most probable pair of classes for *increase* as a transitive verb, together with estimated frequencies for the head filler pair. Note that the object label 17 is the class found with intransitive scalar motion verbs; this correspondence is exploited in the next section.

0.977992	decrease	0.560727	drop
0.948099	double	0.476524	grow
0.923698	increase	0.42842	vary
0.908378	decline	0.365586	improve
0.877338	rise	0.365374	climb
0.876083	soar	0.292716	flow
0.803479	fall	0.280183	cut
0.672409	slow	0.238182	mount
0.583314	diminish		

Figure 8: Scalar motion verbs

0.741467	ansteigen	(go up)
0.720221	steigen	(rise)
0.693922	absinken	(sink)
0.656021	sinken	(go down)
0.438486	schrumpfen	(shrink)
0.375039	zurckgehen	(decrease)
0.316081	anwachsen	(increase)
0.215156	stagnieren	(stagnate)
0.160317	wachsen	(grow)
0.154633	hinzukommen	(be added)

Figure 9: German intransitive scalar motion verbs

5 Linguistic Interpretation

In some linguistic accounts, multi-place verbs are decomposed into representations involving (at least) one predicate or relation per argument. For instance, the transitive

<i>increase</i> (8,17)	0.3097650
development - pressure	2.3055
fat - risk	2.11807
communication - awareness	2.04227
supplementation - concentration	1.98918
increase - number	1.80559

Figure 10: Transitive *increase* with estimated frequencies for filler pairs.

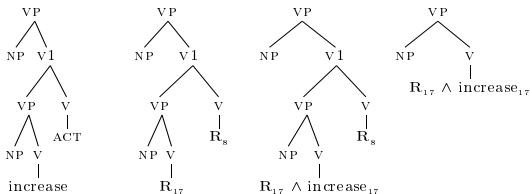


Figure 11: First tree: linguistic lexical entry for transitive verb *increase*. Second: corresponding lexical entry with induced classes as relational constants. Third: indexed open class root added as conjunct in transitive scalar motion *increase*. Fourth: induced entry for related intransitive *increase*.

causative/inchoative verb *increase*, is composed of an actor/causative verb combining with a one-place predicate in the structure on the left in Fig. 11. Linguistically, such representations are motivated by argument alternations (diathesis), case linking and deep word order, language acquisition, scope ambiguity, by the desire to represent aspects of lexical meaning, and by the fact that in some languages, the postulated decomposed representations are overt, with each primitive predicate corresponding to a morpheme. For references and recent discussion of this kind of theory see Hale and Keyser (1993) and Kural (1996).

We will sketch an understanding of the lexical representations induced by latent-class labeling in terms of the linguistic theories mentioned above, aiming at an interpretation which combines computational learnability, linguistic motivation, and denotational-semantic adequacy. The basic idea is that latent classes are computational models of the atomic relation symbols occurring in lexical-semantic representations. As a first implementation, consider replacing the relation symbols in the first tree in Fig. 11 with relation symbols derived from the

latent class labeling. In the second tree in Fig 11, R_{17} and R_8 are relation symbols with indices derived from the labeling procedure of Sect. 4. Such representations can be semantically interpreted in standard ways, for instance by interpreting relation symbols as denoting relations between events and individuals.

Such representations are semantically inadequate for reasons given in philosophical critiques of decomposed linguistic representations; see Fodor (1998) for recent discussion. A lexicon estimated in the above way has as many primitive relations as there are latent classes. We guess there should be a few hundred classes in an approximately complete lexicon (which would have to be estimated from a corpus of hundreds of millions of words or more). Fodor’s arguments, which are based on the very limited degree of genuine interdefinability of lexical items and on Putnam’s arguments for contextual determination of lexical meaning, indicate that the number of basic concepts has the order of magnitude of the lexicon itself. More concretely, a lexicon constructed along the above principles would identify verbs which are labelled with the same latent classes; for instance it might identify the representations of *grab* and *touch*.

For these reasons, a semantically adequate lexicon must include additional relational constants. We meet this requirement in a simple way, by including as a conjunct a unique constant derived from the open-class root, as in the third tree in Fig. 11. We introduce indexing of the open class root (copied from the class index) in order that homophony of open class roots not result in common conjuncts in semantic representations—for instance, we don’t want the two senses of *decline* exemplified in *decline the proposal* and *decline five percent* to have a common entailment represented by a common conjunct. This indexing method works as long as the labeling process produces different latent class labels for the different senses.

The last tree in Fig. 11 is the learned representation for the scalar motion sense of the intransitive verb *increase*. In our approach, learning the argument alternation (diathesis) relating the transitive *increase* (in its scalar motion sense) to the intransitive *increase* (in its scalar motion sense) amounts to learning rep-

representations with a common component $R_{17} \wedge \text{increase}_{17}$. In this case, this is achieved.

6 Conclusion

We have proposed a procedure which maps observations of subcategorization frames with their complement fillers to structured lexical entries. We believe the method is scientifically interesting, practically useful, and flexible because:

1. The algorithms and implementation are efficient enough to map a corpus of a hundred million words to a lexicon.
2. The model and induction algorithm have foundations in the theory of parameterized families of probability distributions and statistical estimation. As exemplified in the paper, learning, disambiguation, and evaluation can be given simple, motivated formulations.
3. The derived lexical representations are linguistically interpretable. This suggests the possibility of large-scale modeling and observational experiments bearing on questions arising in linguistic theories of the lexicon.
4. Because a simple probabilistic model is used, the induced lexical entries could be incorporated in lexicalized syntax-based probabilistic language models, in particular in head-lexicalized models. This provides for potential application in many areas.
5. The method is applicable to any natural language where text samples of sufficient size, computational morphology, and a robust parser capable of extracting subcategorization frames with their fillers are available.

References

- Leonard E. Baum, Ted Petrie, George Soules, and Norman Weiss. 1970. A maximization technique occurring in the statistical analysis of probabilistic functions of Markov chains. *The Annals of Mathematical Statistics*, 41(1):164–171.
- Franz Beil, Glenn Carroll, Detlef Prescher, Stefan Riezler, and Mats Rooth. 1999. Inside-outside estimation of a lexicalized PCFG for German. In *Proceedings of the 37th Annual Meeting of the ACL*, Maryland.
- Glenn Carroll and Mats Rooth. 1998. Valence induction with a head-lexicalized PCFG. In *Proceedings of EMNLP-3*, Granada.
- Ido Dagan, Lillian Lee, and Fernando Pereira. 1998. Similarity-based models of word co-occurrence probabilities. To appear in *Machine Learning*.
- A. P. Dempster, N. M. Laird, and D. B. Rubin. 1977. Maximum likelihood from incomplete data via the *EM* algorithm. *Journal of the Royal Statistical Society*, 39(B):1–38.
- Jerry A. Fodor. 1998. *Concepts: Where Cognitive Science Went Wrong*. Oxford Cognitive Science Series, Oxford.
- K. Hale and S.J. Keyser. 1993. Argument structure and the lexical expression of syntactic relations. In K. Hale and S.J. Keyser, editors, *The View from Building 20*. MIT Press, Cambridge, MA.
- Thomas Hofmann and Jan Puzicha. 1998. Unsupervised learning from dyadic data. Technical Report TR-98-042, International Computer Science Institute, Berkeley, CA.
- Murat Kural. 1996. *Verb Incorporation and Elementary Predicates*. Ph.D. thesis, University of California, Los Angeles.
- Beth Levin. 1993. *English Verb Classes and Alternations. A Preliminary Investigation*. The University of Chicago Press, Chicago/London.
- Fernando Pereira, Naftali Tishby, and Lillian Lee. 1993. Distributional clustering of English words. In *Proceedings of the 31th Annual Meeting of the ACL*, Columbus, Ohio.
- Philip Resnik. 1993. *Selection and information: A class-based approach to lexical relationships*. Ph.D. thesis, University of Pennsylvania, CIS Department.
- Francesco Ribas. 1994. An experiment on learning appropriate selectional restrictions from a parsed corpus. In *Proceedings of COLING-94*, Kyoto, Japan.
- Mats Rooth, Stefan Riezler, Detlef Prescher, Glenn Carroll, and Franz Beil. 1998. EM-based clustering for NLP applications. In *Inducing Lexicons with the EM Algorithm*, AIMS Report 4(3). Institut für Maschinelle Sprachverarbeitung, Universität Stuttgart.
- Mats Rooth. Ms. Two-dimensional clusters

- in grammatical relations. In *Symposium on Representation and Acquisition of Lexical Knowledge: Polysemy, Ambiguity, and Generativity*, AAAI 1995 Spring Symposium Series. Stanford University.
- Lawrence K. Saul and Fernando Pereira. 1997. Aggregate and mixed-order Markov models for statistical language processing. In *Proceedings of EMNLP-2*.
- Helmut Schuhmacher. 1986. *Verben in Feldern. Valenzwörterbuch zur Syntax und Semantik deutscher Verben*. de Gruyter, Berlin.