

# Ultrametric Distance in Syntax

Mark D. Roberts,

Department of Mathematics and Applied Mathematics,  
University of Cape Town,  
Rondebosch 7701,  
South Africa

roberts@gmunu.mth.uct.ac.za

February 12, 2019

eprint: <http://xxx.lanl.gov/abs/cs.CL/9810012>

Comments: 24 pages, 15 ascii diagrams, LaTeX2e.

Keyword Index:

Phrase Trees, Ultrametricity, Syntax,  
Definitions of Government, Features,  $\bar{X}$  Structure.

ACM Classification:

<http://www.acm.org/class/1998/overview.html>

I.2.7; J.4; I.2.6

Mathematical Review Classification:

<http://www.ams.org/msc/>

03D65, 68S05, 92K20, 03D55, 92B10.

## Abstract

Phrase structure trees have a hierarchical structure. In many subjects, most notably in Taxonomy such tree structures have been studied using ultrametries. Here syntactical hierarchical phrase trees are subject to a similar analysis, which is much simpler as the branching structure is more readily discernible and switched. The occurrence of hierarchical structure elsewhere in linguistics is mentioned. The phrase tree can be represented by a matrix and the elements of the matrix can be represented by triangles. The height at which branching occurs is not prescribed in previous syntactic models, but it is by using the ultrametric matrix. In other words the ultrametric approach gives a complete description of phrase trees, unlike previous approaches. The ambiguity of which branching height to choose is resolved by postulating that branching occurs at the lowest height available. An ultrametric produces a measure of the complexity of sentences: presumably the complexity of sentences increases as a language is acquired so that this can be tested. All ultrametric triangles are equilateral or isosceles, here it is shown that  $\bar{X}$  structure implies that there are no equilateral triangles. Restricting attention to simple syntax a minimum ultrametric distance between lexical categories is calculated. This ultrametric distance is shown to be different than the matrix obtained from features. It is shown that the definition of *c-command* can be replaced by an equivalent ultrametric definition. The new definition invokes a minimum distance between nodes and this is more aesthetically satisfying than previous varieties of definitions. From the new definition of *c-command* follows a new definition of *government*.

# 1 Introduction

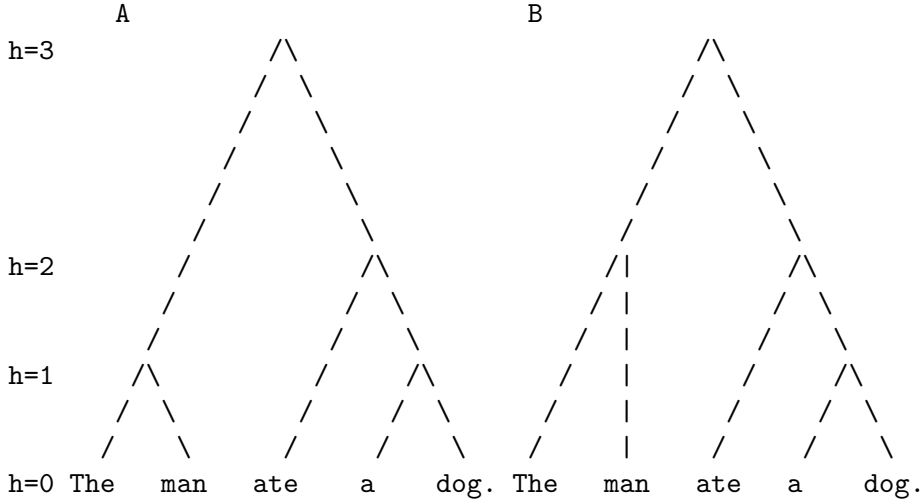
Ultrametrics are used to model any system that can be represented by a bifurcating hierarchical tree. To briefly go through some areas where ultrametrics have been applied. They have been applied frequently in the theory of spin glass, Weissman [17]. They have been used for description of slowly driven dissipative systems, which exhibit avalanche-like behaviour, these include earthquakes, extinction events in biological evolution, and landscape formation, Boettcher and Paiginski (1997) [18], also they can describe systems with fast relaxation, Vlad (1994) [21]. Bounds on the size of ultrametric structure have been discussed by Baldi and Baun (1986) [19]. They are frequently used in the theory of neural nets, Parga and Virasoro [24]. The dynamics of random walks on ultrametric spaces have been studied, Ogielchi and Stein (1985) [20]. They have been applied to the thermodynamics of macromolecules such as RNA, Higgs (1996) [25]. They are related to p-adelic quantities, Karwowski and Mendes (1994) [22]. P-adelic quantities are used in string theory, the way that ultrametrics enters here is explained in sections 10 and 13.4 of Bekke and Freund (1993) [16]. From a more theoretical angle a category theory approach has been elucidated by Rutten (1996) [27], and a model theoretic approach to them given Delon (1984) [26]. Perhaps the most important application is to taxonomy, Jardine and Sibson (1971) Ch.7 [9], and Sneath and Sokal (1973) [10]. Here the end of a branch of the tree represents a species and the ultrametric distance between them shows how closely the species are related. The actual technique is called the hierarchical cluster method. This method classifies species and also shows how closely they are related. This technique has also been used in semantics, Shepard and Arabie (1979) [11]. The technique can become quite complex because they involve statistical analysis with continuous variates. The relationship between ultrametric distance and hierarchy is further discussed in Guénoche (1997) [12]. Construction of optimal ultrametric trees is discussed by Young and DeSarbo (1995) [13]. There does not seem to be any straightforward connection of any of the above to the optimization techniques of, Prince and Smolensky (1997) [14]. As well as ultrametric trees, there are also decision trees Hammer (1998) [15], and the connection between them is still not known. Some of the above ultrametric applications have been reviewed by Rammal et al (1986) [1]

For the analysis of syntactic phrase trees the necessary technique is quite simple and is illustrated by the examples in section 2. The examples here mainly follow the examples in Lockward (1972) [4], Kayne (1981) [5], Mc-

Closkey (1988) [6], and especially Haegeman (1994) [7].

There are at least five reasons for introducing an ultrametric description of syntax. The **first** is to completely specify tree (also called dendrogram) structure. Consider the following example:

Diagram One



For current syntactic models the two trees usually are equivalent (perhaps not always [6] footnote 6): however consider the ultrametric distance between 'the' and 'man',

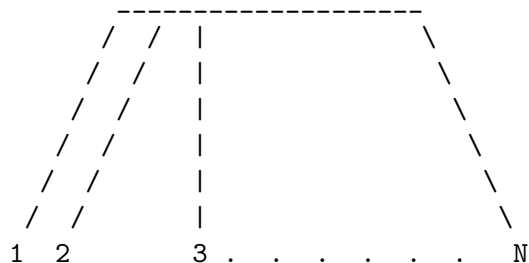
$$A(the, man) = 1, B(the, man) = 2, \quad (1)$$

this difference does not occur in current syntactic models, and a purpose of an ultrametric model is to disambiguate this. The **second** is it gives a measure of the complexity of a sentence: the greater the ultrametric distance required the more complex a sentence is. The above can also be viewed in terms of 'closeness'. The example illustrates that current syntactic models give no notion of how 'close' determiners and nouns are. However ultrametries do give an indication of closeness and this can be compared to: *firstly* to the closeness indicated by features, *secondly* to the idea that if a sentence is not

A *reticulate* tree is a tree in which the branches reconverge

A *non-reticulate* tree is a tree in which the branches do not reconverge. *N-ary* branching is

Diagram Three




*Binary* branching is *N-ary* branching with  $N = 2$ . *N-ary* branching can be replaced by binary branching if additional layers are used. A *switched* tree is a tree in which all the branches are binary. Syntactic phrase trees are *non-reticulate* and *switched*. In most linguistic theories all syntactic phrase trees have  $\bar{X}$  structure, Jackendoff (1977) [8], here attention is restricted to theory which has  $\bar{X}$  structure.

In section 2 it is shown how to represent trees by matrices and triangles. All  $\bar{X}$  triangles are isocles but not equilateral. In section 3 the matrix  $\mathbf{U}$  for the minimum ultrametric distance for lexical categories is given. For simplicity discussion is limited to active voice sentences with only determiners, nouns, transitive verbs, adjectives, and prepositions. Inclusion of case theory, COMP, INFL,.. might be of interest but would complicate matters. In section 4 the singular matrix  $\mathbf{F}$  for features is given.  $\mathbf{F}$  is not an ultrametric matrix and there appears to be no relation to  $\mathbf{U}$ . In section 5 it is shown that the notion of *c-command* is equivalent to an ultrametric minimum distance. This allows a new definition of government to be given. In the appendix 6 other linguistic hierarchies are discussed. There appears to be at least two separate occurrences of culturally determined partial ordered hierarchies - the accessibility hierarchy for relative clauses and the universal colour ordering. The appendix 6 very briefly state what these hierarchies are, compare and contrast them, and speculate that they are specific examples of a grand cultural hierarchy.

## 2 $\bar{X}$ Structure Implies No Equilateral Triangles.

$\bar{X}$  structure implies *binary branching* Haegeman (1994)p.139 [7]. To see what this implies for ultrametric distances consider all five species of *binary branched* tree, the first has diagram and corresponding matrix:

Diagram Four



$$\begin{array}{ccccc}
 & A & M & J & H \\
 A & 0 & 1 & 2 & 2 \\
 M & & 0 & 2 & 2 \\
 J & & & 0 & 1 \\
 H & & & & 0
 \end{array}$$

(2)

respectively. The matrices corresponding to the other four are:

$$\begin{array}{ccccc}
 & A & M & J & H \\
 A & 0 & 3 & 3 & 3 \\
 M & & 0 & 2 & 2 \\
 J & & & 0 & 1 \\
 H & & & & 0
 \end{array}$$

(3)

$$\begin{array}{ccccc}
 & A & M & J & H \\
 A & 0 & 3 & 3 & 3 \\
 M & & 0 & 1 & 2 \\
 J & & & 0 & 2 \\
 H & & & & 0
 \end{array}$$

(4)

	$A$	$M$	$J$	$H$
$A$	0	2	2	3
$M$		0	1	3
$J$			0	3
$H$				0

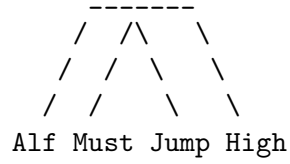
(5)

	$A$	$M$	$J$	$H$
$A$	0	1	2	3
$M$		0	2	3
$J$			0	3
$H$				0

(6)

there is one  $4$ -ary tree with diagram and matrix:

Diagram Five



	$A$	$M$	$J$	$H$
$A$	0	1	1	1
$M$		0	1	1
$J$			0	1
$H$				0

(7)

and two  $3$ -ary trees with matrices:

	$A$	$M$	$J$	$H$
$A$	0	1	1	2
$M$		0	1	2
$J$			0	2
$H$				0

(8)

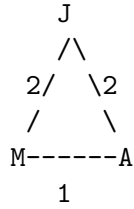


$$\begin{array}{ccccc}
& A & M & J & H \\
A & 0 & 2 & 2 & 2 \\
M & & 0 & 1 & 1 \\
J & & & 0 & 1 \\
H & & & & 0
\end{array}$$

(9)

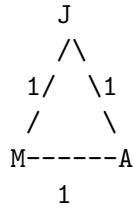
All ultrametric triangles are isosceles, but only some are equilateral. The above suggests that binary branching implies that there are no equilateral triangles. For example in i)  $d(A, M) = 1, d(A, J) = 2, d(M, J) = 2$  giving in the triangle representation:

Diagram Six



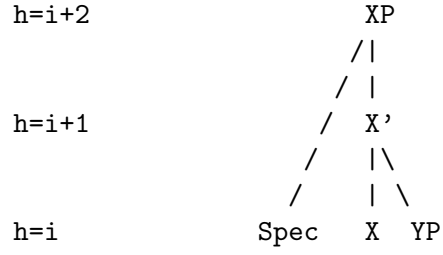
and for vii)  $d(A, M) = 1, d(A, J) = 1, d(M, J) = 1$  giving in the triangle representation:

Diagram Seven



Formally it is proved that  $\bar{X}$  structure implies that there are no equilateral triangles. Consider the  $\bar{X}$  template and resulting distance matrix

Diagram Eight



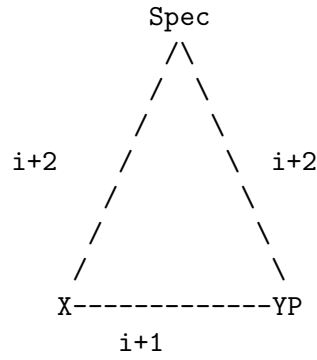
The matrix representation of this is:

$$\begin{array}{c}
 . \quad Spec \quad X \quad YP \\
 Spec \quad 0 \quad i+2 \quad i+2 \\
 X \quad \quad 0 \quad i+1 \\
 YP \quad \quad \quad 0
 \end{array}$$

(10)

From this the triangle representation is:

Diagram Nine

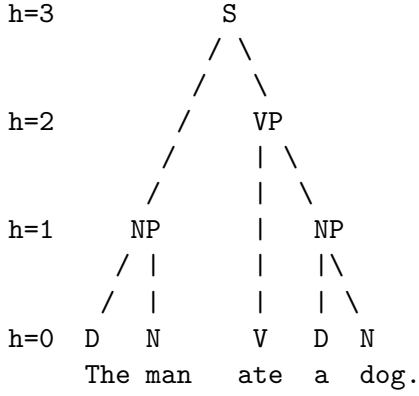


This must be isosceles but not equilateral.

### 3 The minimum ultrametric distance between lexical categories.

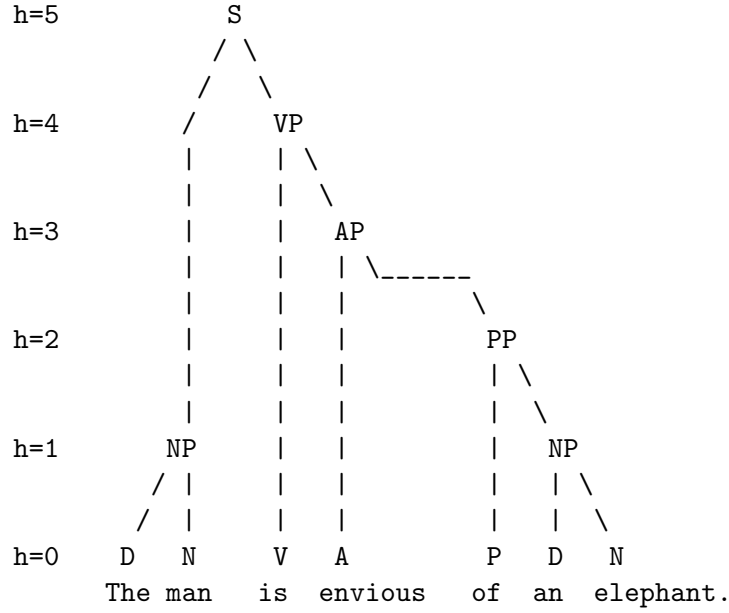
We assume that it is the minimum distance between lexical categories that is important, and refer to this as the *minimum distance principle*. In part this is motivated by the principle of least action in physics. The *minimum distance principle* implies that the correct tree for the example in the introduction is

Diagram Ten



so that all entries occur at the lowest possible height. Thus in particular tree **A** is preferred to tree **B**. This assumption does not effect the matrix **U** given below, but will have an effect when the analysis is extended to  $\theta$  theory. From the above  $d(N, D) = 1, d(N, V) = d(D, V) = 2$ . Similarly from

Diagram Eleven



$d(V, A) = 4$ . Constructing other examples gives the ultrametric distance matrix

$$\begin{array}{c}
 \mathbf{U} = \\
 \begin{array}{ccccc}
 & D & N & V & A & P \\
 D & 0 & 1 & 2 & 2 & 2 \\
 N & & 0 & 2 & 2 & 2 \\
 V & & & 0 & 4 & 3 \\
 A & & & & 0 & 3 \\
 P & & & & & 0
 \end{array}
 \end{array}$$

(11)

Ignoring  $\mathbf{D}$  and ordering the matrix NPVA (noun, pronoun, verb, adjective) suggests the pattern

$$\mathbf{I} = \begin{array}{ccccc} 0 & i & i & i & \dots \\ & 0 & i+1 & i+1 & \dots \\ & & 0 & i+2 & \dots \\ & & & 0 & \dots \end{array} \quad (12)$$

which is compatible with the  $\bar{X}$  matrix of the last section; however it does not follow by necessity as the  $\bar{X}$  case holds for a single sentence and  $\mathbf{U}$  is constructed from several.

## 4 Features

This section investigates whether there is a general framework which can describe the preceding and also features. Haegeman (1994) [7] p.146 gives the following diagram for features:

$$\begin{array}{rcl}
 \textit{Noun} : & +N & -V \\
 \textit{Verb} : & -N & +V \\
 \textit{Adj.} : & +N & +V \\
 \textit{Pre.} : & -N & -V
 \end{array}
 \tag{13}$$

This can be represented by the matrix

$$\begin{array}{rcc}
 & N & V \\
 \textit{Noun} : & +1 & -1 \\
 \textit{Verb} : & -1 & +1 \\
 \textit{Adj.} : & +1 & +1 \\
 \textit{Pre.} : & -1 & -1
 \end{array}
 \tag{14}$$

A square matrix can be constructed by assuming that the matrix is symmetric. This leaves only one unknown  $F(A, P)$ . Taking  $F(A, P) = -1$  gives equal number of positive and negative entries in the matrix

$$\mathbf{F} = \begin{array}{rcccl}
 & N & V & A & P \\
 N & +1 & -1 & +1 & -1 \\
 V & -1 & +1 & +1 & -1 \\
 A & +1 & +1 & +1 & -1 \\
 P & -1 & -1 & -1 & +1
 \end{array}
 \tag{15}$$

which is singular as its determinant vanishes. There appears to be no relation between  $\mathbf{F}$  and  $\mathbf{U}$ . Using the Pauli matrices [28]p.378

$$I = \begin{pmatrix} 1 & 0 \\ 0 & 1 \end{pmatrix} \quad (16)$$

$$\sigma^1 = \begin{pmatrix} 0 & 1 \\ 1 & 0 \end{pmatrix} \quad (17)$$

$$\sigma^2 = \begin{pmatrix} 0 & -i \\ i & 0 \end{pmatrix} \quad (18)$$

$\mathbf{F}$  can be expressed as

$$\mathbf{F} = \begin{pmatrix} I - \sigma^1 & -i\sigma^2 + \sigma^3 \\ +i\sigma^2 + \sigma^3 & I - \sigma^1 \end{pmatrix} \quad (19)$$

however this does not correspond in any straightforward way to any of the Dirac matrices [28] in standard representations.

## 5 A New Definition of *C-Command*

Recall the following definitions in Haegeman [7]:

**Definition** [7] p.85

Node **A** dominates node **B** iff:

- i)  $h(A)$  is higher up or at the same height on the tree as  $h(B)$  i.e.  $h(A) \geq h(B)$
- ii) it is possible to trace a line from **A** to **B** going only downward, or at most going to one higher node.

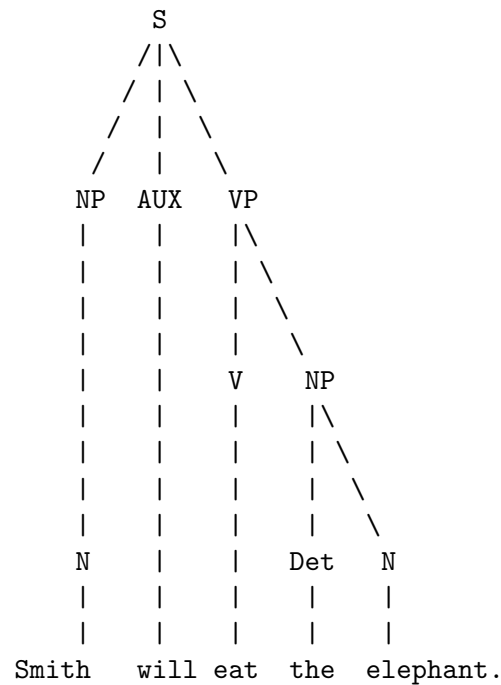
### Remarks

The first requirement is that **A** is at a greater height than **B**. The second requirement restricts the possible downward route from **A** to **B** so that it contains at most one upward segment.

**Example**(compare [7]p.83)

the phrase tree:

Diagram Twelve



gives the 'dominates' matrix



$$\begin{array}{rcccccccccc}
\mathbf{D} = & & S & NP(S) & N(S) & AUX & VP & V & NP(E) & Det & N(E) \\
S & 1 & 1 & 1 & 1 & 1 & 1 & 1 & 1 & 1 & 1 \\
NP(S) & 0 & 1 & 1 & 0 & 0 & 0 & 0 & 0 & 0 & 0 \\
N(S) & 0 & 0 & 1 & 0 & 0 & 0 & 0 & 0 & 0 & 0 \\
AUX & 0 & 0 & 0 & 1 & 0 & 0 & 0 & 0 & 0 & 0 \\
VP & 0 & 0 & 0 & 0 & 1 & 1 & 1 & 1 & 1 & 1 \\
V & 0 & 0 & 0 & 0 & 0 & 1 & 1 & 1 & 1 & 1 \\
NP(E) & 0 & 0 & 0 & 0 & 0 & 0 & 1 & 1 & 1 & 1 \\
Det & 0 & 0 & 0 & 0 & 0 & 0 & 0 & 1 & 0 & 0 \\
N(E) & 0 & 0 & 0 & 0 & 0 & 0 & 0 & 0 & 0 & 1
\end{array} \tag{20}$$

where 1 indicates **A** dominates **B** and 0 indicates that it does not.

**Definition** [7] p.134

Node **A** *c-commands* (constituent-commands) node **B** iff:

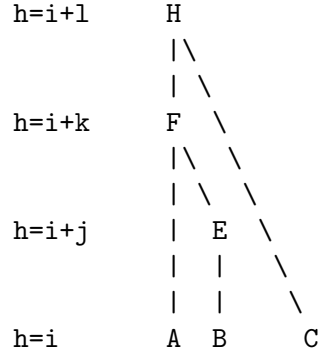
- i) **A** does not dominate **B** and **B** does not dominate **A**,
- ii) The first branching node dominating **A** also dominates **B**.

**Remarks**

The first requirement is that there is no direct route up or down from **A** to **B** passing more than one higher node. The second requirement restricts **A** and **B** to be 'close'. Haegeman's first criteria for dominance needs to be adjusted, if it is correct then  $h(A) > h(B)$  and  $h(B) > h(A)$  so that the set of all *c-commands* is empty, therefore greater than or equal  $\geq$  is used here instead of greater than  $>$ . Haegeman's second criteria for dominance also needs to be adjusted, if no higher node is allowed the set of *c-commands* is again empty. Chomsky (1986a) [2] p.161 approaches the subject in a different manner using maximal projections.

**Example:**

Diagram Thirteen



where  $0 < j < k < l$ . The corresponding ultrametric matrix is

$$\begin{aligned}
 \mathbf{U} = & \\
 & \begin{array}{cccc}
 A & B & C & D \\
 A & 0 & k & k & l \\
 B & & 0 & j & l \\
 C & & & 0 & l \\
 D & & & & 0
 \end{array}
 \end{aligned}
 \tag{21}$$

The *c-command* matrix  $\mathbf{CM}$  is

$$\begin{aligned}
 \mathbf{CM} = & \\
 & \begin{array}{ccccc}
 A & 1 & 1 & 1 & 0 \\
 B & 0 & 1 & 1 & 0 \\
 C & 0 & 1 & 1 & 0 \\
 D & 1 & 1 & 1 & 1
 \end{array}
 \end{aligned}
 \tag{22}$$

where 1 indicates  $\mathbf{A}, \mathbf{B}, \dots$  *c-commands*  $\mathbf{A}, \mathbf{B}, \dots$  and 0 indicates that it does not.

**Definition** [7] p.134

The total of all the nodes *c-commanded* by an element is the *c-domain* of that element.

**Definition** [7] p.135

**A** *governs* **B** iff:

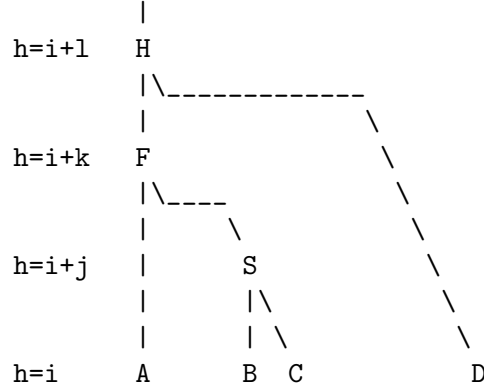
- i) **A** is a *governor*,
- ii) **A** *c-commands* **B** and **B** *c-commands* **A**.

**Remarks:**

The first requirement is a restriction on the set **A** (in linguistic terminology the category **A**). A *governor* is a part of speech which generalizes the notion of a verb governing an object; unfortunately there does not seem to be a formal definition of it. The second requirement is that **A** and **B** should be sufficiently 'close'.

Now let  $\mathbf{D}(\mathbf{A})$  be the set of all the ultrametric distances to other nodes at the same height and let  $\mathbf{M}(\mathbf{A})$  be the set of these which have the smallest value. Call  $\mathbf{M}(\mathbf{A})$  the *cu-domain* of **A** and say **A** *cu-commands* all  $\mathbf{B} \in \mathbf{M}(\mathbf{A})$ .

Diagram Fifteen



**Theorem:** The sets **A** *c-commands* **B** and *A cu-commands* **B** are identical, likewise the *c-domain* and the *cu-domain*.

**Proof:**

From the i) part of the definition of *c-command*  $h(A) = h(B)$ , so that we are only concerned with nodes at the same height  $h(A) = i$ . Let the first branching node above **A** be **F**, with  $h(F) = i + k$ . Let **H** be any node dominating **F**, with  $h(H) = i + l$ . Let **E** be the subsidiary node dominating **B** and **C** and dominated by **F**, with  $h(E) = i + j$ . The closest nodes to **A** are **B** and **C** both with an ultrametric distance  $k$ . The sets **D(A)** and **M(A)** are **D(A)**={**A,B,C,D**}, **M(A)**={**A,B,C**}. **A** both *c-commands* and *cu-commands* itself and **B** and **C**. The actual integer values  $i, j, k, \dots$  are arbitrary thus the result holds in general.

This theorem allows a new statement of *government*. **A** *governs* **B** iff:

- i) **A** is a *governor*.
- ii) both  $\mathbf{A} \in \mathbf{M}(\mathbf{B})$  and  $\mathbf{B} \in \mathbf{M}(\mathbf{A})$ .

This theorem is the same as the previous definition of government but with the *c-command* requirement replaced by an ultrametric requirement that distances be minimal.

## 6 Appendix: Other Linguistic Hierarchies

A *relative clause* (**RC**) is a clause that modifies a noun or pronoun that occurs elsewhere in a sentence. The *accessibility hierarchy* (**AH**) for relative clauses is Keenan and Comrie (1977) [30]

Diagram Fourteen

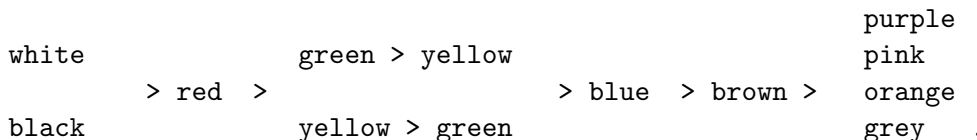
SU > DO > IO > OBL > GEN > OCOMP

Noun phrases (NP) occurring to the left of ">" are more accessible than those on the right. SU is short for subject, DO for direct object, IO for indirect object, OBL for major oblique case NP, GEN for genitive NP, OCOMP for object of comparison. The properties of the accessible hierarchy are contained in two sets of constraints. The accessible hierarchy constraints (AHC's) are: **AHC1**) A language must be able to relativize subjects. **ACH2**) Any RC forming strategy must apply to a continuous segment of the AH. **ACH3**) Strategies that apply at one point of the AH may in principle cease to apply at any lower point. The primary relativization constraints (PRC's) are **PRC1**) A language must have a primary RC-forming strategy. **PRC2**) If a primary strategy in a given language can apply to a low position on the AH, then it can apply to all higher positions. **PRC3**) A primary strategy may cut off at any point on the AH. For a given language a deployment that can be used to relativize a clause at a specified place on the AH can also be used to relativize all more accessible clauses. The type of relativization varies from language to language. There appears to be nothing known on how the skill to deploy a relativization develops in an individual. One would expect that when a given method is applied the less accessible would take longer to process, there seems to be no psycholinguistic tests done to see if this is indeed the case.

The perception of colour often involves the deployment of a colour name strategy. The effect of this is to alter the way the colour is perceived. The five principles of colour perception are: **CP1**) The communicability of a referent in an array and for a particular community is very closely related to the memorability of that referent in the same array and for members of the same community. **CP2**) In the total domain of colour there are eleven small focal areas in which are found the best instances of the colour categories named in any particular language. The focal areas are human universals, but languages differ in the number of basic colour terms they have: they

vary from two to eleven. **CP3)** Colour terms appear to evolve in a language according to the Berlin-Kay (1969) [29] universal partial ordering:

Diagram Fifteen



**CP4)** Focal colours are more memorable and easier to recognize than any other colours, whether or not the subject speak a language having a name for the colour. **CP5)** The structure of the colour space determined by multi-dimensional scaling of perceptual data is probably the same for all human communities and it is unrelated to the space yielded by naming data. Again there is a culturally determined linguistic partial ordering (or hierarchy). On this occasion it determines the semantic content of individual words rather than syntax rules. Again there appears to be nothing known on how the skill develops in an individual, or any timing tests on the possession of a colour name strategy. The existence of two separate hierarchical partial orderings suggests that there is a general mechanism for there construction. Most members of a community seem to develop these culturally determined skills suggesting that the capacity to develop them is usually innate but their manifestation depends on environment.

## 7 Acknowledgements

This work has been supported in part by the South African Foundation for Research and Development (FRD).

## References

- [1] Rammal, R., Toulouse, G. and Virasoro, M. A.(1986) Ultrametricity for Physicists. *Math.Rev.*87k:82105 *Rev.Mod.Phys.* **58**, 765-788.
- [2] Chomsky, N. (1986a) Knowledge of Language, Its Nature, Orgin and Use. Praeger Publishers, New York.
- [3] Chomsky, N. (1986b) Barriers, MIT Press, Cambridge, MA.

- [4] Lockward,D.G. (1972) Introduction to Stratification Grammar. Harcourt Brace Jovanovich Inc.,New York.
- [5] Kayne, R. S. (1981) Unambiguous Paths, **Ch.5** in *Levels of Syntactic Representation*, Edited by Robert May and Jan Koster, Foris Publications, Dordrecht
- [6] McCloskey,J.(1988) Syntactic Theory, p.18 in *Linguistics: The Cambridge Survey*, Cambridge University Press, Cambridge.
- [7] Haegeman, L.(1994) Introduction to Government and Binding Theory, First Edition (1991) Second Edition (1994) Blackwell, Oxford.
- [8] Jackendoff, R.S.(1977)  $\bar{X}$  Syntax. A Study of Phrase Structure. MIT Press, Cambridge, Mass.
- [9] Jardine, N. and Sibson, R.(1971) Mathematical Taxonomy, John Wiley and Sons.
- [10] Sneath,P.H. and Sokal,R.R.(1973) The Principles and Practice of Numerical Classification. W.H.Freeman and Company, San Francisco.
- [11] Shepard, R. N. and Arabie, P.(1979) Additive Clustering: Representative of Similarities as Combinations of Discrete Overlapping Properties. *Psychological Review* **86**, 87-123, especially page 90.
- [12] Guénoche, A. (1997) Order distance associated with hierarchy. Math.Rev.98d:62108 *J.Classification* **14**, 101.
- [13] Young,M.R. and DeSarbo,W.S.(1995) A Parametric procedure for Ultrametric tree estimation from conditional rank order proximity data. *Psychometrika* **60**,47.
- [14] Prince,A. and Smolensky,P. (1997) Optimality: From Neural Networks to Universal Grammar. *Science* **275**,1604.
- [15] Hammer,H.(1998) Tree structure, Entropy, and the Action Principle for Neighbourhood Topologies. hep-th/9811118
- [16] Brekke, L. and Freund, P. G. O. (1993) P-adelic numbers in Physics. Math.Rev.94h:11115 *Phys.Rep.* **233**, 1, especially sections 10 and 13.4.
- [17] Weissman, M., B. (1993) What is Spin Glass. *Rev.Mod.Phys.* **65**, 829.

- [18] Boettcher, S. and Paczuski, M. (1997) Aging in a model of Self-Organized Criticality. *Phys.Rev.Lett.* **79**, 889.
- [19] Baldi, P. and Baum, E.B. (1986) Bounds on the Size of Ultrametric Structures. *Phys.Rev.Lett.* **56**, 1598.
- [20] Ogielchi, A. T. and Stein, D.L. (1985) Dynamics on Ultrametric Spaces. Math.Rev.86j:82051 *Phys.Rev.Lett.* **55**, 1634.
- [21] Vlad, M.O. (1994) Fractal time, ultrametric topology and fast relation. Math.Rev.95a:82061 *Phys.Lett.* **A189**, 299.
- [22] Karwowski, W. and Mendes, R.V.(1994) Hierarchical structures and asymmetric stochastic processes on p-adics and adeles. Math.Rev.95h:60166 *J.Math.Phys.* **35**, 4637.
- [23] Perlman, E. M. and Schwarz, M. (1992) The Directed Polymer Problem. *Europhys.Lett.* **17**, 227.
- [24] Parga, N. and Virasoro, M. A. (1986) The Ultrametric Organization of Neural Net Memories. *J.de Physique* **47**, 1857.
- [25] Higgs, P. G. (1996) Overlaps between RNA Secondary Structure. *Phys.Rev.Lett.* **76**, 704.
- [26] Delon,F. (1984) Espaces Ultramétriques. Math.Rev.85i:03116 *J. Symbolic Logic* **49**, 405.
- [27] Rutten, J., J., M., M., (1996) Elements of Generalized Ultrametric Domain Theory. *Theor.Comp.Sci.* **170**, 349.
- [28] Bjorken,J.D. and Drell,S.D. (1965) Relativistic Quantum Fields, Math.Rev.66:5092 McGraw Hill, New York. p.378.
- [29] Berlin,B and Kay,P. (1969) Basic Colour Terms, University of California Press.
- [30] Keenan,E.L. and Comrie,B.(1977) Noun Phrase Accessibility and Universal Grammar. *Linguistic Inquiry* **8**, 63-99.