

Evolution of Neural Networks to Play the Game of Dots-and-Boxes*

Lex Weaver and Terry Bossomaier

Email: lex@cs.anu.edu.au, tbossomaier@csu.edu.au

Abstract

Dots-and-Boxes is a child's game which remains analytically unsolved. We implement and evolve artificial neural networks to play this game, evaluating them against simple heuristic players. Our networks do not evaluate or predict the final outcome of the game, but rather recommend moves at each stage. Superior generalisation of play by co-evolved populations is found, and a comparison made with networks trained by back-propagation using simple heuristics as an oracle.

1 Introduction

The rapid growth in Artificial Life research brings us faster than we might ever have thought to the mystery of consciousness itself. There are still informed opinions from authors such as Searle [11] and Penrose [9, 10] who believe that the workings of the human mind are fundamentally different to Turing computation. Yet the diversity and complexity of behaviour we see in ALife models does little to reassure us that they are correct. Penrose has an illustrative argument [10, p46] where he exhibits a chess problem, rapidly solved by novices yet incorrectly handled by Deep Thought [3], a chess computer of grandmaster rank. The argument is that human analysis is somehow different.

Not surprisingly, the best game playing programs build in all sorts of human-developed heuristics, which begs the question of what an artificial player can do by just evolving or learning. This question is the theme of the present paper. Tesauro [12] has demonstrated that a neural network can reach the top rank of backgammon players with little more than feedback as to which games it wins and which it loses. In the present work we examine what capability a neural network can develop through evolution alone, in playing a game which is superficially much simpler. This game is sometimes

referred to as *Dots-and-Boxes* [6, 8, 13]. It is described in detail in section 2.

The game belongs to a class, some members of which have been completely solved, others, of which this is one, have not [7]. Its interest to us is that it embodies several levels of strategy and can be made arbitrarily small or large. The scalability of the game provides a platform on which local strategies found valid in small but non-trivial examples of the game are also valid in multiple contexts on larger examples. It is envisaged that the propagation of such strategies to larger games may provide a means of quickly constructing a system capable of reasonable play on these large instances. Human players (usually children: this is not a difficult game) have several different strategies, discussed in section 2.2. It is also advantageous that these strategies can be ranked according to the degree of *temporal* lookahead they exhibit, and the extent to which position evaluation is restricted *spatially*.

Additionally, we can not only clearly enunciate the strategies, but we can use simple heuristics to generate networks and training sets for supervised learning. Thus we can compare the performance of the genetic algorithm with clearly defined alternatives.

Our ALife player is a neural network. In the results discussed here, the training of the network is accomplished through simple evolution. In game strategies in general, feedback is a win/lose alternative at the end of many moves. Direct feedback on a move by move basis would require injecting move criteria, thus in some ways training the net to behave in the way we think that the game should be played. However, in the present game we can provide precise feedback at every move against a player with a fixed lookahead (which, as discussed below, correlates well with human strategies).

2 The Game of Dots and Boxes

There are two forms of this game, one of which has been solved analytically [6]. The other, which has one rule fewer, is described below and has been analysed by Nowakowski [8]. We concern ourselves only with this more general and unsolved form.

*L. Weaver and T. Bossomaier. Evolution of Neural Networks to Play the Game of Dots-and-Boxes. In *Alife V: Poster Presentations*, May 16-18 1996, pages 43-50.



Figure 1: The first two moves of a game.

2.1 Rules

The game is played between two players on a rectangular array of dots. A game is measured by the number of boxes the grid has horizontally and vertically, each is marked with a dot on every vertex.

The players take turns in making legal moves, where a legal move consists of joining two horizontally or vertically adjacent dots which were previously unjoined. A player may not “pass” on a move, that is, each move must involve the joining of two dots. As an example, two players might start the game with the moves shown in Figure 1.

When a player completes the fourth side of a box they score a point and *must* then make another move. *A player who can complete a box is not obliged to do so.* The analysis is simplified considerably if players are obliged to complete boxes, and this was the form solved by Holladay [6].

The game ends when there are no legal moves available, ie: there are no unjoined vertically or horizontally adjacent dots left. The winner is the player to have completed the most boxes (scored the most points). Since there may be an even number of boxes in the array of points, it is possible for the result to be a tie.

2.2 Human Strategies

We can distinguish several levels of strategy in the game:

- Level 0 — Random Play. This corresponds to zero *temporal* levels of lookahead, and no *spatial* analysis beyond whether a given move is legal.
- Level 1 — Box Completion. This corresponds to one *temporal* level of lookahead; the position of a hypothetical edge is tested to see if it creates a box. This strategy has a *spatial* limitation wherein the analysis is confined to a window of just one box at a time. Despite being simple, this strategy is quite successful, defeating a random opponent in 99.63% of games (based on a sample of 200 000).
- Level 2 — Third Side Avoidance. This requires two lookahead steps, but is spatially still localised to one box; moves which do not complete a box and would allow the opponent to are avoided. This strategy will defeat a random opponent in 99.69% of games, and one using the box completion strategy in 83.83% of games.

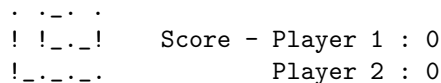


Figure 2: Learning to ignore a box.

- Learning to Optimally Concede Boxes. The lookahead and locality are now undefined. As the number of possible boxes increases, both the level of lookahead and the spatial window need to increase in order to see a set of multiple boxes. At the individual move level, just taking one box at a time will collect all available boxes. However, determining which set of multiple boxes to allow the opponent to complete requires greater temporal and spatial analysis.
- Learning to Ignore a Box. To avoid giving away a series of boxes, a box completion is deliberately spurned. This is illustrated in Figure 2, where player 1’s only sure win is to move in the top-right corner and concede two boxes to player 2. This contrasts with the greedy approach of the previous strategies. Nowakowski [8] refers to this as the “double-dealing endgame.” Temporal and spatial limitations for this strategy are again undefined. This strategy is often not even learned by children playing the game, and to our knowledge is the deepest strategy admitted.

From both the evolution and neural network perspective, this last strategy is interesting, as it may involve *unlearning an existing strategy* to take a box whenever possible.

3 Implementation as a Genetic Algorithm

We have implemented a neural network which plays the game of Dots-and-Boxes on a board of size 3×3 (chosen to be non-trivial and avoid tied games). This size corresponds to the minimum spatial window which admits all the strategic components outlined in section 2.2. The weights of the network have been optimised using a genetic algorithm, with back-propagation being used as a comparative benchmark (see section 3.7). The playing ability of the resulting networks was evaluated by play against heuristic players with zero or one level of look ahead (random and box completion strategies respectively).

Within the framework of the genetic algorithm, three main variants have been compared.

Direct Evolution — the population members are ranked according to how well they perform in a number of two game matches against a heuristic opponent using

a single strategy from those outlined in section 2.2, each player taking the role of player 1 once in a match.

Co-evolution : Round-Robin — the population members are ranked by their performance in a round-robin tournament of two game matches involving all phenotypes, each phenotype being matched against each other exactly once.

Co-evolution : Antibody/Antigen with Implicit Fitness Sharing — again two game matches are played, but match pairings are determined randomly and the rewards for defeating a given phenotype are shared amongst all phenotypes to achieve this.

It is important to note that only in the first variant is the evolving population exposed to a heuristic player that could be used in evaluation. The other variants use the diversity of opponents within the population to bootstrap themselves out of ignorance. Implicit Fitness Sharing specifically attempts to maintain diversity within the population by reducing the reward for success against mediocre phenotypes [4]. Without this, it is possible for the population to cluster around attractors in the search space, with the fitness landscape defined by the population serving to keep it near the attractor.

3.1 Game Management

Game play is governed by a management module written in C++, which accepts, validates and processes moves, and maintains the “official” game record. Each player is required to have a C++ wrapper class which presents a common interface to the manager.

3.2 Choice of Network

The network is a simple feed forward net, with one input node per edge (realised or potential) on the game board, one hidden unit per box and one output unit per edge. The networks are fully connected, allowing arbitrary spatial and temporal windows; connections can of course have zero weight, but the present encoding discussed in section 3.3, does not allow sparse networks to arise very easily. Each node uses a sigmoidal activation function, and has a threshold (negative or positive) specified as a weight on a constant input of -1.

Whenever the network is required to make a move, it is presented with the encoded current game board on the input nodes. After processing, the output nodes are ranked in a descending order, with the exclusion of those corresponding to illegal moves. The move corresponding to the highest ranked node is then passed back to the game manager as the selected move. If several nodes have the same highest value, one is chosen at random. The encoding of the game board presented on the input

layer represents uncompleted edges as 0, and completed edges as 1.

For the game size we are working with, 3×3 , the network has 24 input nodes, 9 hidden nodes, and 24 output nodes.

3.3 Encoding of the Network

The networks are encoded in a genotype of 582 bytes (6 bits unused). A direct encoding is used, which specifies every weight (and threshold) for each node in turn. Each weight is encoded as a binary integer in 10 bits, the integer representing one of 1024 evenly spaced floating point values between -64.0 and +64.0 inclusive. All instances of this encoding generate legal networks so we have closure under the mutation and crossover operators, but epistasis and aliasing problems are present.

Since the activity of a node is dependent upon the weighted sum of its inputs, changing one of these weights through crossover or mutation will affect the relevant importance of the other weights. With hidden nodes being specified in 250 bits, and output nodes in 100 bits, the potential for epistasis problems cannot be ignored.

Equivalent phenotypes can be encoded with the hidden units specified in any of 9! orderings, yielding 362880 equivalent encodings for each network.

3.4 Fitness Evaluation

Fitness evaluation when using direct evolution involves each phenotype network being played against the specified heuristic player in ten two-game matches. Networks are rewarded for winning games in each match, two games yielding one point, one game a half point, and no games no points¹. The linear scaling modification described by Goldberg [5, pp.76-79] is subsequently applied to the raw fitness, such that the best individual accounts for 10% of population after proportional reproduction.

Fitness evaluation for co-evolution using the round-robin involves each phenotype playing each other once only, the winner of a two game match scoring one point, the loser no points, and a draw yielding half a point for each player. Since co-evolution provides a ranking correct in order and separation for the current fitness landscape (which is determined by the present population), and we wished to observe the effect of this ranking, the scaling modification mentioned above was not applied.

Co-evolution using the antibody/antigen technique is non-deterministic. The phenotypes are generated, 25% are randomly chosen as *antigens*, and for each of these, 33% of the entire population are also randomly chosen as test *antibodies* who play the antigen in a two game match. Thirty-three points were made available to

¹Every network was also given a small bonus fitness (1×10^{-6}) to preclude a total population fitness of zero — the proportional reproduction operator cannot cope with such unfit populations.

be shared proportionately between the antibodies with successes against a given antigen. An antibody which defeated the antigen in both games was awarded four shares, a win with a loss yielding only one share^{2,3}. Note that reward is given only to antibodies, not antigens. Antigens may act as antibodies to other antigens and thus will receive a reward if successful. For the reasons given previously, fitness scaling was not used with this evaluation scheme.

3.5 Generation of the New Population

All populations consisted of 100 individuals and were evolved using proportional reproduction, single-point crossover (probability 0.6), and bit-wise mutation (probability 0.005 or 0.00072). Each operator supported single elitism⁴.

3.6 Heuristic Networks

A simple network has been derived which implements the level 1 strategy of section 2.2. It has a node for each box, which just looks at the four component edges. Suitable weights and threshold enable this node to signal when it has found a three-sided box and hence a good move. A four-sided box is also signalled but this would be an illegal move and is rejected at the move selection stage.

Continuing in this vein, two-sided and four-sided boxes could be rejected using a XOR-like network, involving an additional layer. Both of these networks could be reached by evolution, but they are considerably sparser than the evolved architecture, and thus present a substantial challenge.

3.7 Supervised Training

We can train the network directly by a supervised learning algorithm such as back-propagation [14, pp.448-458].

Training sets were constructed by playing games between two players, one moving randomly, and the other using the level 1 box completion strategy implemented via a minimax search. Each time the level 1 player makes a move, the current game board and the move recommendations are recorded. Within the recommendations, moves are either flagged as illegal, or encoded with the number of boxes the player would complete if the move was made, usually 0 or 1. This scheme is consistent with the representation used by the networks in which desirable moves have higher output values. Approximately half of the raw training data so generated consists of game positions in which no move will complete a box.

²Initial experiments indicated that this 4:1 ratio was significantly superior to the 2:1 to which we are accustomed.

³As with the traditional fitness function a small constant was always added to preclude a total population fitness of zero.

⁴The highest ranked individual is guaranteed reproduction and remains unchanged by mutation and crossover.

Training on these positions gives no benefit to the network, so they are filtered out before training commences. When calculating the error for a given training pair, moves flagged as illegal are assumed to have zero error, thus, the network only learns from legal moves, and the algorithm does not attempt to adjust weights to match outputs for an illegal move.

Assuming the effectiveness of the training algorithm, this method should produce a network whose performance approaches the level 1 strategy.

4 Results

After some initial experiments to tune the parameters of the genetic algorithm, populations were evolved under each of the variants mentioned above. At regular intervals the entire population and the number of games played at that point were recorded. These population snapshots were later evaluated by playing at least 300 games between each population member and both level 0 and level 1 opponents. The success or failure of a variant could then be seen in terms of both the absolute proficiency of play attained against the benchmark opponents, and the speed with which this proficiency was attained. Proficiency of play is measured as the proportion of games won against the chosen opponent, whilst speed is measured in terms of the number of games played by the genetic algorithm to achieve a given level of proficiency.

4.1 Level 0 Opponent

Figure 3 illustrates the evolutionary progress made by the best individuals in each of four populations, each population being a typical example of its genetic algorithm variant. In this instance the mutation rate was 0.072%, although the same relativities have been seen to hold for the higher rate of 0.5%.

The level 0 opponent is particularly easy to defeat. As indicated by the initial points for each population, the best of a random population is notably better than this opponent. However, of the four populations only two significantly increase their proficiency through evolution. The population evolved directly against the level 0 opponent, which specialises to defeat just this opponent, learnt quickly and plateaued at nearly nine wins in every ten games. However, co-evolution using the antibody/antigen technique, with implicit fitness sharing, yields populations which learn more quickly and plateau slightly higher, at just over nine wins in ten games. This contrasts with the other co-evolutionary variant which learns so slowly as to have improved by only one game in ten in Figure 3. The population evolved directly against the level 1 opponent does not generalise well, showing even less improvement than the round-robin approach.

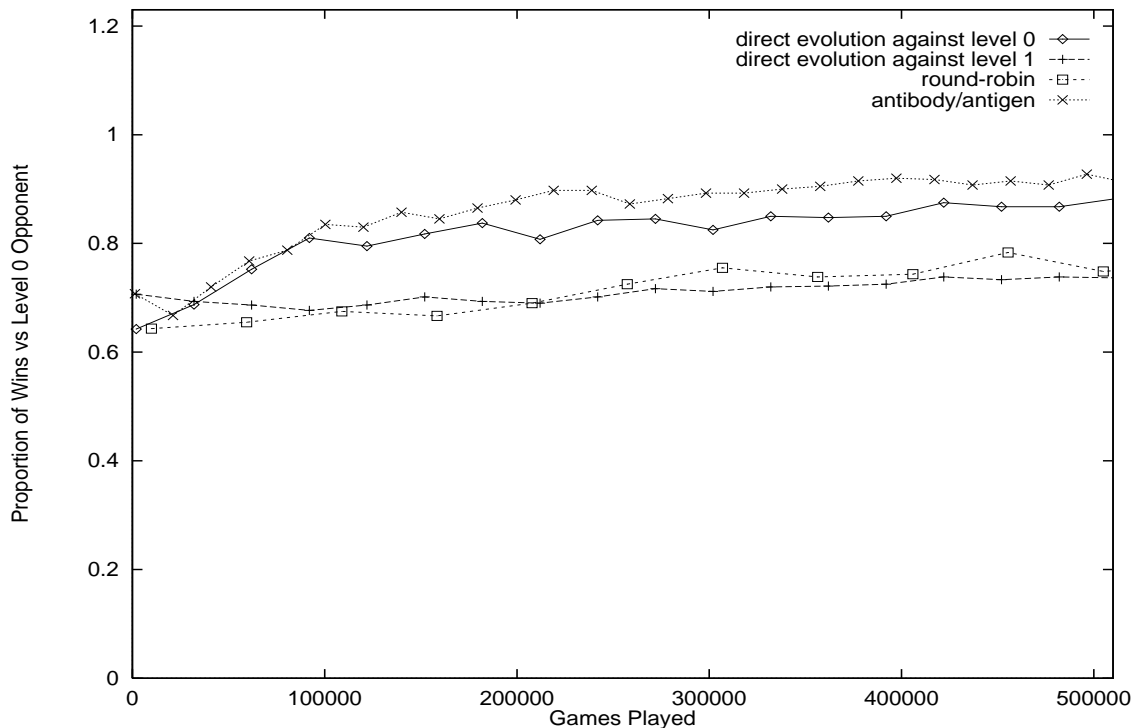


Figure 3: Evolutionary success measured against a level 0 opponent

4.2 Level 1 Opponent

Figure 4 illustrates the evolutionary progress made by the best individuals in the same populations as discussed above, but measured against the level 1 heuristic opponent. This opponent is a far more proficient player than the level 0 opponent of the previous section, and the populations had far less success against it.

Again the population evolved directly against the evaluating opponent did well, this time being clearly the most successful. Of the others, only the population using the antibody/antigen technique managed an improvement, in the end being half as successful as the specialist population.

4.3 Performance of Supervised-Trained Nets

Using training sets generated as described in section 3.7, attempts were made to train initially random networks, with the hope that their performance would approach that of a level 1 player. Figure 5 shows a typical set of results, giving the mean and maximum performance of thirty runs spread across ten training sets (800 games yielding approximately 7 250 usable positions). In terms of CPU time, the cost of training these networks is about the same as evolving the populations discussed above, yet the best performed trained network is inferior to the best of each evolved populations. The training, in gen-

eral, has a positive affect in the networks, but the rate of improvement is excruciatingly slow, and in the results shown may even have plateaued.

Evaluating the back propagation trained networks against the level 1 player yielded even less success. The mean performance was no better than random play, and the best networks still trailed the evolved populations.

Possible reasons for the bad performance of the back propagation trained networks are discussed in section 5.2 below.

5 Discussion

The poor performances of both the evolved and trained networks against the level 1 opponent, contrasts with section 3.6 in which we argue that a subset of the present architecture is capable of learning this strategy. The two learning techniques each have different problems predisposing them to poor performance.

5.1 The Genetic Algorithm

The genetic algorithm used only evolves the weights and thresholds of the neural network, not the architecture. The network outlined in section 3.6 is quite sparse, only requiring each hidden node to have four non-zero weights and each output node one or two. With 432 weights encoded in the genotype, and the zero value being but one bit pattern of 1 024 possible patterns for each weight, it

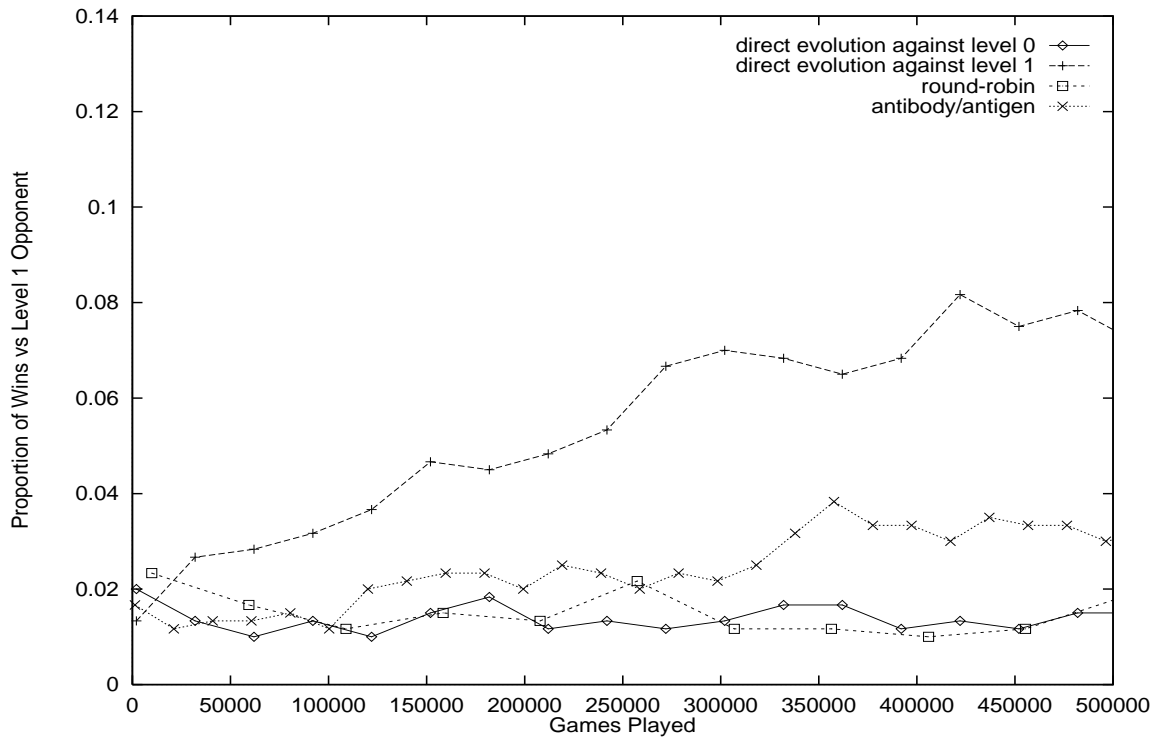


Figure 4: Evolutionary success measured against a level 1 opponent

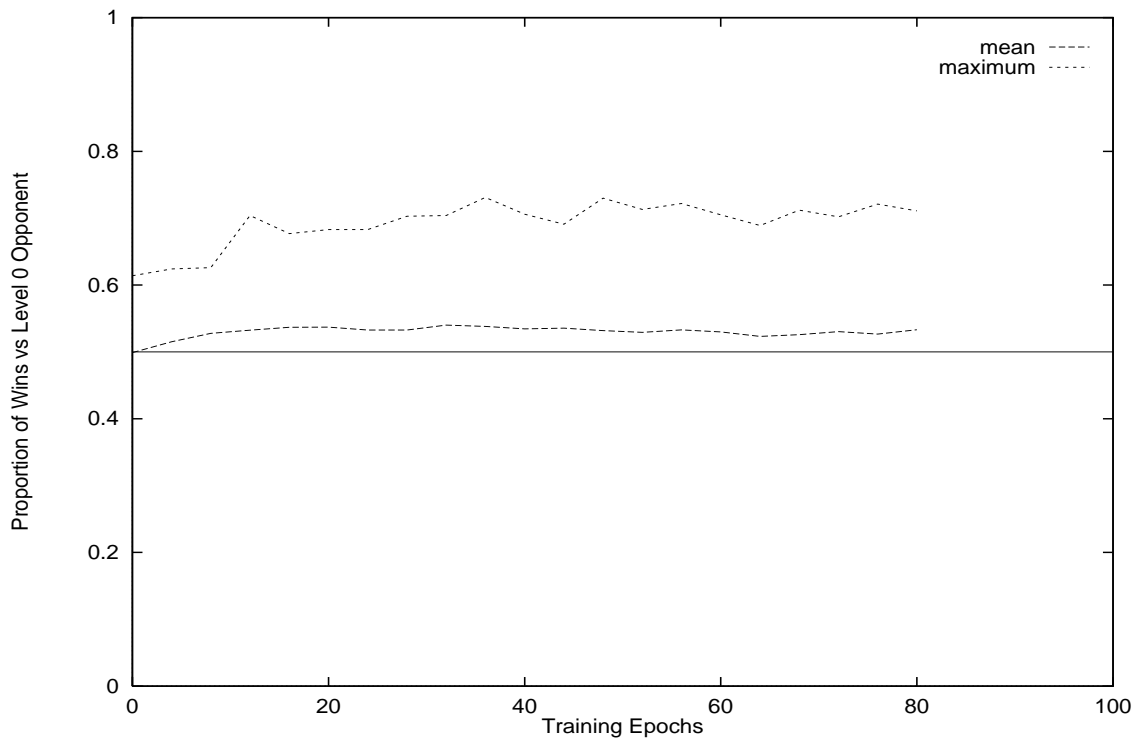


Figure 5: Training success measured against a level 0 opponent

can be seen that a network as sparse as the one described is unlikely to form.

The population evolved through co-evolution using the antibody/antigen technique with implicit fitness sharing performed well against both the level 0 and level 1 opponents, indicating good generalisation in its playing proficiency. This property was not exhibited by any of the other populations evolved, and validates the use of implicit fitness sharing as a means of encouraging strategy diversification within evolving populations.

The use of the round-robin tournament in co-evolution suffers from two problems. As mentioned earlier, there is no penalty for individuals clustering around a single attractor in the search space. The technique also requires a large number of games to be played for each generation. In the populations evolved, each of 100 individuals, the round-robin required 9 900 games per generation, whilst the implicit fitness sharing needed only 1 650, and the traditional fitness function 2 000. Thus, the round-robin approach explores the search space six times more slowly than the implicit fitness sharing technique, and does so based upon fitness rankings which do not encourage the strategic diversity needed to gain generalised proficiency.

5.2 Supervised Learning

The networks which underwent supervised training may have suffered for several reasons. The training may have been inadequate, or there may be inherent problems in the back-propagation algorithm making it unsuitable to this class of problem.

In the context of all possible game positions on a 3×3 grid, the 7 000 or so positions trained upon appears minute. Even with the knowledge that less than half of the positions encountered in a game include the potential for a box to be completed, this number is small. However, experiments run using both fewer and more training positions did not yield significantly different results. Similarly, experiments using different learning rates did not produce notably different results.

The more likely cause for the poor performance of networks under supervised training is an interaction between their high connectivity, the back-propagation algorithm, and the particular application at hand. If a network was perfectly trained by some method, it would respond to a snapshot of the game state by ensuring that all of the equally beneficial best moves would receive the highest score on their output nodes. What this score is, or what the other lower scores are does not matter. What is important in the network output, is the relativities between the output nodes, *not* their actual values. Back-propagation works by propagating the difference between actual and expected outputs back through the connections, incrementally altering weights to reduce the error. Thus, back-propagation will achieve the desired relativities between the output nodes, only by working towards achieving the expected output val-

ues. In short, it can only give us a solution by solving a problem far harder than what is needed. Additionally, in the short term, tackling the harder problem may not improve performance on the easier.

This harder problem is actually quite difficult, given the highly connected architecture we are dealing with, and the discrete nature of our training data. Typically, an output pattern in the training data will have only one node with a positive value, the others being zero or flagged as illegal moves. If several of the zero valued nodes have errors (to be expected with a random initial network), then weight adjustments to correct these will dominate any adjustments related to the lone positive node. This is particularly relevant in the context of our fully connected network, where all hidden and input nodes contribute to each erroneous output. Thus, learning may be excruciatingly slow, as the network first tries to adjust 465 weights and thresholds to reduce errors associated with the zero values in each output pattern and then considers the lone positive value.

We feel that supervised training is worthwhile only as a benchmark, since for complex games we do not, in general, know the best move in any situation. However, it is remarkable that the genetic algorithm should succeed where a more direct hill-climbing approach should fail.

5.3 Future Work

The evolution of network architecture may offer a solution to the problems associated with weight evolution on optimally sparse networks. We plan to investigate this and combine it with training of the weights, leading to a comparison of Lamarckian Evolution and the Baldwin Effect [1] on this application.

A significant problem yet to be tackled is the propagation of strategies learnt on smaller instances of a game to larger instances. Traditionally defined network architectures which are a fixed and immutable whole, are not amenable to spatial and temporal replication of discovered strategies. Indeed with these architectures, it is usually necessary for strategies to be discovered several times to be fully applied across the network. In the current application, the box completion strategy would need to be discovered once for each box. Modular network construction [2], with re-usable modules implementing simple strategies being developed and propagated throughout an existing network and/or to larger instances, is a possible solution.

6 Conclusions

Dots-and-Boxes is a simple game which is well suited to the research at hand. It has several useful properties, including clearly defined strategies and scalability. The strategies are characterised by differing temporal and spatial windows, giving rise to easily classified heuristic players. Together with random players these are useful

benchmarks for evaluating the proficiency of our networks. The ability to construct, by inspection, networks which exhibit certain strategies also gives us a firm lower bound on the capabilities of different network architectures.

Our experiments indicate that genetic algorithms are a valid means of training game-playing neural networks, and can be superior to supervised learning techniques. Specifically, we have demonstrated that co-evolution using an antibody/antigen technique with implicit fitness sharing is significantly more efficient than the traditional round-robin tournament, and produces populations whose game-playing proficiency generalises well to new opponents. More effective feed-forward architectures may exist for back-propagation training. Our concern here has been to compare training via a conventional algorithm with the genetic algorithm. The latter appears far more robust.

Section 3.6 indicates that our architecture is capable of at least the level 1 box completion strategy. This strategy requires a sparse network which will not easily arise in our present system. The failure of both supervised and unsupervised learning techniques to achieve this indicates a need for dynamic architectures. We plan to investigate the evolution of network architecture as a solution to this problem. We also hope to implement a temporal difference learning system for the present application, both as a comparison and possibly a component of a larger neuro-genetic learning system.

References

- [1] J.M. Baldwin. A New Factor in Evolution. *The American Naturalist*, 30:441–451,536–553, June 1896.
- [2] T.R.J. Bossomaier and N. Snod. Evolution of Modularity in Neural Networks. In *IEEE NSIP95*, pages 289–292, 1995.
- [3] IBM Corporation. The EOS Deep Blue Chess Page. Available from <http://www.ibm.com/Stretch/EOS/deepblue.html>.
- [4] P. Darwen and X. Yao. Automatic Modularisation by Speciation. Accepted by *IEEE Third International Conference on Evolutionary Computation (ICEC '96)*, May 1996.
- [5] D.E. Goldberg. *Genetic Algorithms in Search, Optimization, and Machine Learning*. Addison-Wesley, 1989. ISBN 0-201-15767-5.
- [6] J.C. Holladay. A Note on the Game of Dots. *American Mathematical Monthly*, 73:717–720, September 1966.
- [7] H. Meyniel and J. Roudneff. The Vertex Picking Game and a variation of the game of Dots-and-Boxes. *Discrete Mathematics*, 70:311–313, 1988.
- [8] R.J. Nowakowski. Welter's Game, Sylver Coinage, Dots-and-Boxes. In *Proceedings of Symposia in Applied Mathematics*, volume 43, pages 155–182. American Mathematical Society, 1991.
- [9] R. Penrose. *The Emperor's New Mind*. Oxford University Press, 1989.
- [10] R. Penrose. *Shadows of the Mind*. Oxford University Press, 1994.
- [11] J. R. Searle. Minds, brains and programs. *Behavioral and Brain Sciences*, 3:417–424, 1980.
- [12] G. Tesauro. Practical Issues in Temporal Difference Learning. *Machine Learning*, 8(3/4):257–277, May 1992.
- [13] L. Weaver. Rules of Dots-and-Boxes. Available from http://cs.anu.edu.au/~Lex.Weaver/strategy_games/dots-boxes/dandb.rules.html, September 1995.
- [14] P. H. Winston. *Artificial Intelligence*. Addison-Wesley, 3rd edition, 1992. ISBN 0-201-53377-4.