

Automatic Generation of Benchmarks for Plagiarism Detection Tools using Grammatical Evolution

Manuel Cebrián
Departamento de Ingeniería
Informática
Escuela Politécnica Superior
Universidad Autónoma de
Madrid
28049 Madrid, Spain
manuel.cebrian@uam.es

Manuel Alfonseca
Departamento de Ingeniería
Informática
Escuela Politécnica Superior
Universidad Autónoma de
Madrid
28049 Madrid, Spain
manuel.alfonseca@uam.es

Alfonso Ortega
Departamento de Ingeniería
Informática
Escuela Politécnica Superior
Universidad Autónoma de
Madrid
28049 Madrid, Spain
alfonso.ortega@uam.es

ABSTRACT

Student plagiarism is a mayor problem in universities worldwide. In this paper, we focus on plagiarism in answers to computer programming assignments, where student mix and/or modify one or more original solutions to obtain counterfeits. Although several software tools have been implemented to help the tedious and time consuming task of detecting plagiarism, little has been done to assess their quality, because, in fact, determining the original subset of the whole solution set is practically impossible for graders. In this article we present a Grammatical Evolution technique which generates benchmarks. Given a programming language, our technique generates a set of original solutions to an assignment, together with a set of plagiarisms of the former set which mimic the way in which students act. The phylogeny of the coded solutions is predefined, providing a base for the evaluation of the performance of copy-catching tools. We give empirical evidence of the suitability of our approach by studying the behavior of one state-of-the-art detection tool (AC) on four benchmarks coded in APL2, generated with this technique.

Categories and Subject Descriptors

J.1 [Computer applications]: Administrative data processing—*Education*; I.2.2 [Artificial intelligence]: Automatic programming—*Program synthesis, Program modification*; D.2.8 [Software engineering]: Metrics

General Terms

Human factor, Design, Reliability

Keywords

Education, Plagiarism detection, Computer programming assignment, Detection tools assessment, Automatic generation of benchmarks, Grammatical evolution

1. INTRODUCTION

Plagiarism incidence is growing at the same speed as the technology, due to the fast development of the World Wide Web and the standardization of electronic documents. A recent article in Nature [11] shows that plagiarism has even reached communities as honored as the scientific. More to the point, undergraduate student plagiarism is becoming one of the biggest problems faced today by universities worldwide [5]. Two main types of documents are targets of plagiarism: essays and computer assignments, although cases in art degrees have also been reported [23, p. 4]. In this paper we focus on computer assignments.

Every computer science lecturer knows that plagiarism detection (copy-catch) is tedious, and extremely time consuming. Several plagiarism detection tools have been implemented since the 1960s: MOSS [3], SIM [13], YAP [15], JPlag [19], SID [7] and recently the integrative AC [10], to name the most widespread in the academic community.

The problem we are interested in occurs when facing the assessment of such tools. Quoting Whale [22, p. 145]: “Assessing different techniques for similarity detection is possible only on a relative scale”. The reason is very simple: it is almost impossible to determine whether an assignment solution is a plagiarism of another: a student will deny it even in the most blatant cases. The decision of whether a solution is original is a matter of judgment and generally depends on the sensibility of the grader to find abnormally similar works. This subjectivity contaminates all benchmarks constructed in this way, thus little accuracy can be expected in the assessment.

Two main attempts have been done to ameliorate this issue. The first [12] consists of edit operations on a solution to obtain a plagiarized one: variable and function name renaming, comment removal, inversion of adjacent statements, permutation of function, etc. The problem with this approach is that these modifications are usually done by researchers, who have a depth understanding of the assignment solution, while students have a very poor understanding of it. Another problem is due to the handicraft nature of this task, generally resulting in benchmarks of very small size. The second attempt (less ambitious) [7] builds plagiarized assignment solutions by means of random insertion of

```

E ::= 0 | o0 | Oo0
O ::= 0|1|2|3|4|5|6|7|8|9|
      X|X|X|Z|Z|Z|Z|Z|Z|
      (E)|(E)|(E)|(E)|(E)|(E)|(E)|(E)|(E)
o ::= +|-|*|÷|_|_|_|*|_|_|!

```

Figure 1: Context free grammar to generate and modify the original APL2 functions.

irrelevant statements into the original code in hopes that such insertions will confuse the detection mechanism.

We feel that a more principled approach is necessary to perform a fair comparison of detection tools. In this article we present a technique which, fed with some realistic specifications and the grammar of a programming language, is able to generate benchmarks of the desired size, made of a subset containing independent solutions to the specifications, coded *from scratch*, and another subset - the plagiarized solutions - built from one or two solutions taken from the original subset. Both the authentic and the plagiarized sets are built by means of evolutionary techniques adapted from Grammatical Evolution [17], whose suitability for automatic programming is well established.

In this paper we try to show that having an arbitrary number of large solutions to an assignment, with a priori knowledge of their phylogeny, is the first step towards a benchmark for plagiarism.

The remainder of the paper is organized as follows: in Sect. 2 we detail the benchmark generation technique; in Sect. 3 we give experimental evidence of the suitability of this technique by means of several examples. Sect. 4 describes the reasons why we think that our approach to the generation of benchmarks is appropriate. Sect. 5 proposes some conclusions and possibilities for improvement.

2. AUTOMATIC GENERATION OF BENCHMARKS

Our benchmarks simulate the answers of different students to a practical assignment. In this paper, each benchmark consists of APL2 functions which fit a set of points generated by applying one particular function to the set of inputs (values of x) 1, 2, 3, 4, 5. Four benchmarks have been generated, corresponding to the following toy problem functions: x^2 , $1 + x + x^2 + x^3$, $\cos(\log x)$ and $\log(x^3)$.

To mimic the solutions of the students to this assignment, two sets of programs are generated for each benchmark: the first is considered *original*, the second contains plagiarisms. Both sets are built by means of a genetic engine in two phases: in the first, 30 original programs are generated using grammatical evolution (GE)[17]. Then 14 solutions are generated by applying genetic operators to reproduce the way in which students usually plagiarize.

All the solutions consist of an APL2 function with the same header: the name of the function is F , their input is argument X , and they return the value of variable Z . The first instruction assigns the value of X to Z to guarantee F always returns a proper value. In the 'original' solutions, F

contains a number of additional instructions between 0 and 255. Every one assigns the value of an expression to variable Z . These expressions are generated by means of GE. Figure 1 shows the context free grammar used to generate the expressions. E is the axiom. A genotype consists of a number (between 100 and 200) of integers (codons) in the $[0,255]$ interval. The first codon indicates the number of instructions to be added to the function. The genotype is mapped in the usual way, deriving the number of expressions indicated by the first codon from the initial word E . The alternate execution mechanism provided by APL2 has been used to intercept semantic errors in the generated expressions, thus avoiding program failures and unexpected end conditions. Each instruction is executed in the same way and occupies a single line, therefore the size of the generated APL2 function is equal to the value of the first codon plus one.

The fitness function is the mean quadratic error of the generated APL2 function applied to the set of control points, as compared with the set of control results, scaled by a factor to punish long genotypes ($\text{size}(\text{genotype})/100$), to favor parsimonious answers. The fitness optimum value is 0. The experiment stops when the solution found has a fitness value less than 1 or when the number of generations equals 1000. The genetic operators used are taken from *mutation with elision*, *mutation with elongation*, *genotypic recombination* and *phenotypic recombination*.

In the generation of the 30 original solutions we have used 30 different populations with one independently generated genotype each (corresponding to 30 different random seeds), which is equivalent to performing a hill-climbing local search. The genotype of the next population is obtained by applying mutation with elision to the previous individual, which is either mutated or shortened with the same probability (0.5). Elision deletes a codon in an arbitrary location on the genotype. The new genotype replaces the old one only if its fitness is better.

Mutation with elongation is similar to mutation with elision: an arbitrary codon is added in a random location on the genotype, rather than being deleted. Each time the genotype suffers this operator, the process is repeated 5 times.

One single point recombination is used in genotypic and phenotypic recombination. In our approach, only the child that begins like its first parent is taken into account. If we want to get two children, the same parents may be used in the opposite order, although in the second case the recombination point will usually be different. The procedure is performed 5 times and the child with the best fitness is selected as the result of the recombination.

Phenotypic recombination acts directly on the APL2 functions, so each child will contain the first lines of one parent and the remaining instructions of the other parent. We have included this approach to compensate the well-known tendency to phenotypic disruption caused by the ripple crossover operator used in GE program generation [18].

We have applied three different techniques to plagiarize one or two original functions. First the 5th, 10th, 15th, 20th, 25th and 30th original solutions are plagiarized using muta-

	ave. program size	ave. instructions
x^2	1889	120.25
$x^3 + x^2 + x + 1$	1954	126
$\cos(\log x)$	2349	140
$\log x^3$	1735	108

Table 1: Statistics of the generation of the four benchmarks (the average program size is measured in bytes).

tion with elongation to generate 6 new APL2 solutions. This technique mimics plagiarism from a single source, where the source is changed by adding and replacing a few fragments. The second and third techniques simulate plagiarisms from two sources (two different originals are mixed to produce a new solution) by means of recombination. The second technique generates 4 new APL2 functions through the genotypic recombination of the following couples of originals: 5th and 10th, 10th and 5th, 15th and 20th and 20th and 15th. The third technique mixes the 20-15, 7-14, 5-22, and 30-1 couples using phenotypic recombination. Figure 2 shows a graphic scheme of the whole process.

3. EXPERIMENTAL RESULTS

Summarizing: we have generated 4 benchmarks, each consisting of 44 assignments coded in APL2. Each benchmark is divided in the same manner:

- 30 original solutions, named P1 to P30.
- 6 *mutational plagiarized results*, named MP x , where x stands for the original source for the plagiarism (5, 10, 15, 20, 25 and 30).
- 4 *genotypic recombination plagiarized results*, named PxRGPy, where x and y represent the two source genotypes used as parents in genotypic recombination. y is considered the first parent.
- 4 *phenotypic recombination plagiarized results*, named PxRFPy, where x and y represent the two source genotypes used as parents in phenotypic recombination. y is considered the first parent.

As indicated in the previous Section, the specifications of the 4 benchmarks were the functions x^2 , $x^3 + x^2 + x + 1$, $\cos(\log x)$ and $\log x^3$. Some statistic of the generation process are shown in Table 1. Executions took about one hour per benchmark on a 2.5 GHz computer with 512 MBytes memory.

Now we want to check whether the sets generated with this process match our idea of typical plagiarism. To do this, we are going to feed our 4 benchmarks into the plagiarism detection tool AC [10], which works in two steps: in the first, one of the similarity metrics available must be selected, all giving results ranging between 0 (complete similarity) to 1 (complete dissimilarity). Then, once pairwise distances between all assignments have been obtained, several graphical interfaces are displayed to point abnormal low distances which could imply a plagiarism.

In Fig. 3 we display a similarity graph obtained by computing a novel similarity distance on the benchmark x^2 . This distance looks for the longest-most infrequent string which two assignments have in common; the longer and the more infrequent the string, the lower the distance between solutions. A graph is provided by the tool, whose vertices stand for each assignment solution and whose edges represent the distance between each couple of solutions. Only the distances less than a value chosen with a slider are shown. The bigger and hotter the edge, the smaller is the value (or the more similar are the sources). This graph constructs and displays minimum spanning trees (MSTs) built only with those distances below the threshold, 0.01 in this Figure. It can be seen that the obtained MSTs are exactly what one would desire: plagiarized versions clustered with their sources, in all but assignment P17, which is a paradigmatic case of an accidental coincidence. In Fig 4, where the threshold has been increased to 0.02, the overwhelming majority of the plagiarized versions have been detected (13 out of 14), against only one additional non-plagiarized MST (P3-P28), i.e., plagiarized versions tend to appear long before non-plagiarized ones.

Fig. 5 shows results for a different benchmark, function $\cos(\log x)$. The distance used is the normalized compression distance (NCD, see [8]) which, in simple terms, gives a low distance to sources which compress well together, i.e., which share a large amount of literal coincidence. Finally, the visualization is based on *individual temperature histograms*, meaning that the hotter the color, more elements are in this range. Each row displays the histogram of NCD distances between the assignment in the leftmost part of the row and the rest of the benchmark. It can be seen that plagiarized versions are nearer to their sources than to others at distances usually *outlying* from the rest of the sample.

Another option available in AC provides a raw list of pairs sorted by their increasing chosen distance. In Tables 3 and 2 we display the 15 lowest distances for benchmarks $\log x^3$ and $x^3 + x^2 + x + 1$, where the NCD and the longest-most infrequent distances are used respectively. In both, authentic-plagiarized or plagiarized-plagiarized-from-the-sameassignment sources are generally top ranked, specially in the case of $\log x^3$, where no non-plagiarized pair appears in the table. Therefore, even if no graphical help is used, plagiarized pairs manifest by themselves.

4. DISCUSSION

Language APL2 has been selected to program our benchmarks for the following reasons:

- APL2 is a very powerful language, especially for the generation of expressions, with a large number of primitive functions and operators available.
- The APL2 expression grammar is very simple and can be implemented with just three non-terminal symbols, which simplifies the grammatical evolution process.
- APL2 instructions can be protected to prevent semantic and execution errors from giving rise to program failures. In this way, we can rest assured that all the programs in the benchmark will execute (although

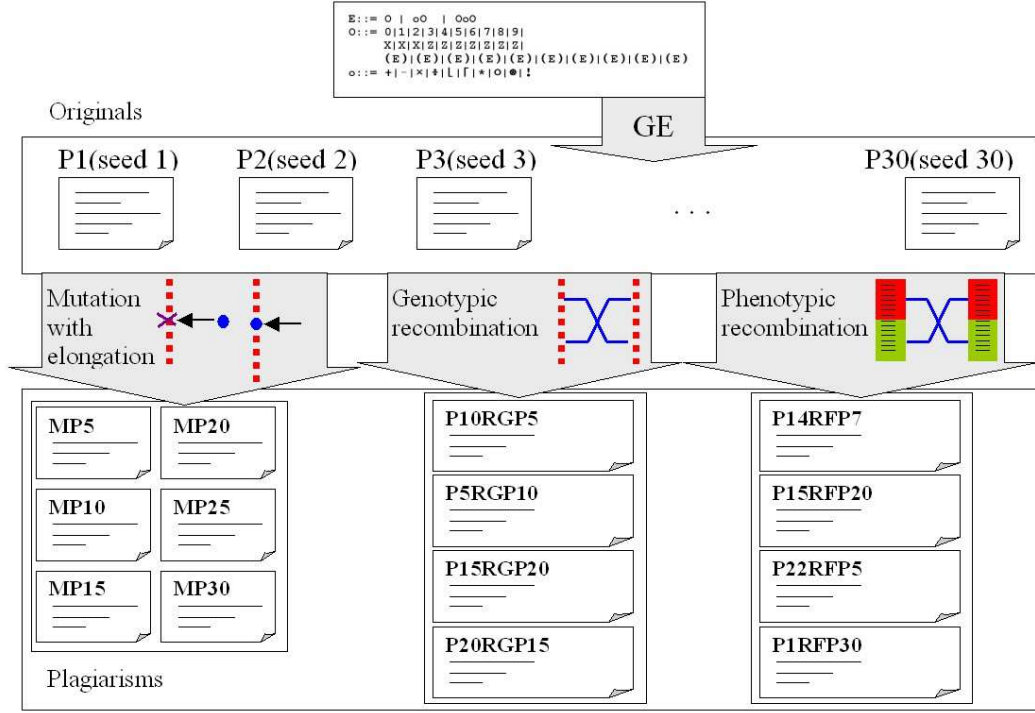


Figure 2: Graphical scheme of the whole process

$\log x^3$		
0.01538462	P1	P1RFP30
0.02339181	P15RFP20	P15
0.02339181	MP15	P15
0.02339181	MP15	P15RFP20
0.02469136	MP25	P25
0.13580246	P25	P20RGP15
0.13580246	MP25	P20RGP15
0.15789473	P20RGP15	P15
0.15789473	P20RGP15	P15RFP20
0.16374269	MP15	P25
0.16428572	P10RGP5	P5
0.16959064	P25	P15
0.16959064	P25	P15RFP20
0.16959064	MP15	P20RGP15
0.16959064	MP25	P15

Table 2: Lowest 15 pairwise distances obtained using NCD on the benchmark $\log x^3$.

$x^3 + x^2 + x + 1$		
9.881421E-4	P10	MP10
0.0014822131	P15RFP20	P15
0.0014822131	P20RGP15	P15
0.0014822131	P20RGP15	P15RFP20
0.0019762842	P30	P1RFP30
0.0019762842	MP20	P20RGP15
0.0024703552	P15RGP20	P20RGP15
0.0029644263	MP30	P1RFP30
0.0029644263	MP30	P30
0.0039525684	P10RGP5	MP10
0.004446639	P18	P7
0.004446639	P18	P14RFP7
0.0049407105	P26	P4
0.0049407105	P26	P12
0.0049407105	P26	P18

Table 3: Lowest 15 pairwise distances obtained using the longest-most infrequent distance on the benchmark $x^3 + x^2 + x + 1$.

their results may not be a good answer to the assignment). grammatical evolution is also simplified, because we don't need to include any semantic information, such as attribute grammars or Chistiansen's grammars [9, 2].

- APL2 makes it possible to define new programming functions in execution time, thus providing the feasibility of integrating the fitness computation with the genetic algorithms which generate the benchmark. With a compilable language, such as C, this would be very difficult. For a short introduction of the APL2 lan-

guage see [4].

In Sections 2 and 3 we have tried, first conceptually and then empirically, to show that copies generated by our procedure match the intuitive idea of plagiarism: an improbable high similarity between works done by different authors. If we consider this definition in depth, we find that a philosophical problem shows up:

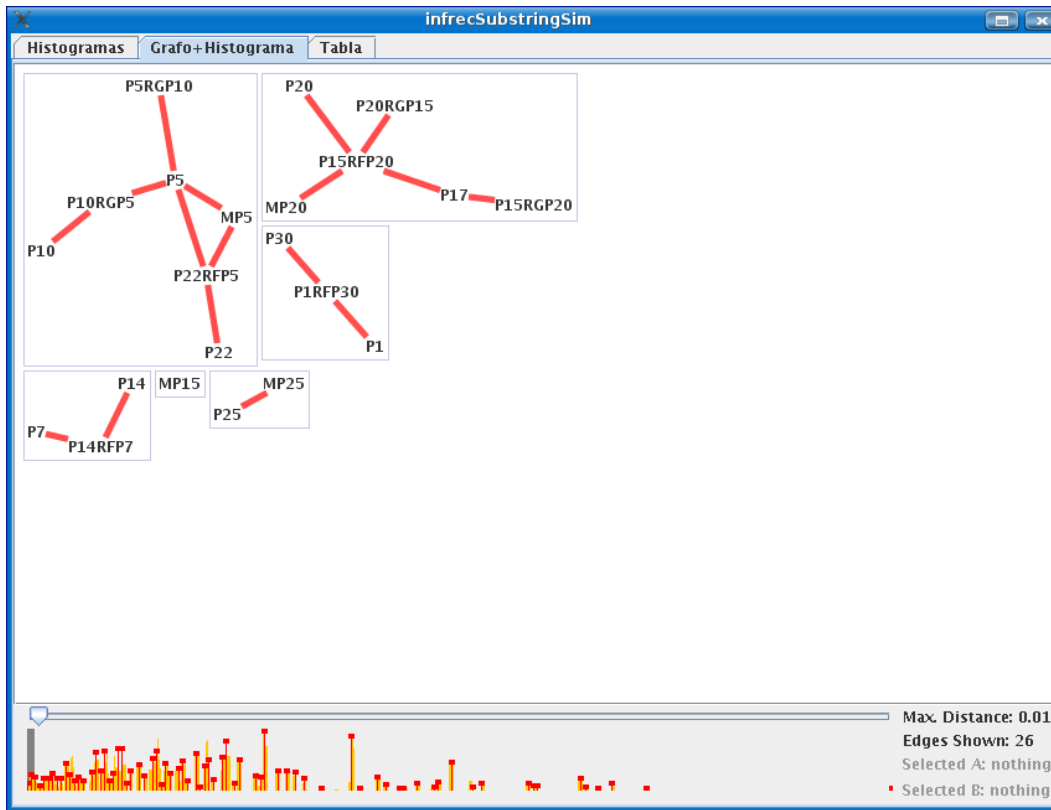


Figure 3: The vertices of the graph stand for each assignment of the benchmark x^2 and the edges represent the value of each longest-most infrequent similarity distance of assignments. Only the assignments chosen with the slider are shown, in this case those below 0.01. The bigger and hotter the edge, the smaller is the value (or the more similar are the sources).

Assume that students have some specifications for an assignment and there exists only an optimal way to code the solution. This is what we consider as optimal:

- Perfect functionality: for every input, the computer program must produce the specified output.
- Maximal parsimony: the program must be as simple as possible. During the generation process solutions with a high number of lines are penalized, although other measures of parsimony could have been used [20, 16, 6, 21].

In this way, there may exist only one solution with perfect functionality and maximal parsimony. These conditions are not very restrictive if, for example, we consider the way in which programming challenges are qualified (see for example [1]).

In this situation, two students delivering the optimal solution to the grader could incur in the already mentioned definition of plagiarism: absolute coincidence. What could the grader do in this situation? It could be argued that it is highly improbable that two students end up with the same code and consider them plagiarisms, but the students can reject this argument with the easy explanation that they have optimized the program independently until no further

improvement was possible. If the programmers are good enough, the probability of reaching the same optimal or quasi-optimal solution is very high.

The solution to this problem is provided by the experience of the grader at copy-catching: plagiarism is usually detected by observing abnormal coincidences in *erroneous*, *unnecessary*, *non-reachable* code, and so forth, which we may call *trash code*. The underlying idea is that there are few ways of doing things perfectly, but many of doing it incorrectly, so why should two students have chosen the same way of making mistakes? Reported cases of copy-catching talk about shared lines of code that simply do nothing or two compiled codes which produce the same errors when executed. This happens because plagiarists have a poor understanding of the code and tend to incorporate *trash code* from the source into their code. Even those most daring, who try to change a fragment of code, usually worsen the code.

To simulate the plagiarism process, one has to take this into account. Fortunately, there is a complete correspondence of these ideas with search and optimization: perfect solutions are equivalent to *global optima*, while approximate solutions, those which include trash code, are equivalent to *local optima*.



Figure 4: Analog to Fig. 3 but with threshold increased to 0.02.

Our proposed generation process can be seen in this light. We perform a *light* optimization, i.e., we try to maximize functionality and parsimony, without seeking the global optimum. This is done by limiting the number of optimization steps. In a second step the counterfeits are created. Using genotypical mutation with elongation, a new solution is created which will share a big percentage of code with the original. The shared code will consist of both useful and trash code. On the other hand, the new code generated by the mutation/elongation will probably worsen the fitness of the assignment.

Figure 6 shows code fragments of assignments P5 and MP5 from benchmark $\cos(\log x)$. Shared code and trash code are annotated to the right. Detection is possible precisely due to the shared trash code, not the useful code, because the latter can be the same in both cases with a high probability. The same happens if we consider genotypical (Fig. 7) or phenotypical (Fig. not shown) recombination. The obtained codes are mixtures of the sources where trash code has been inherited from both. As it can be seen in all examples, the trash code is the fingerprint for plagiarism detection.

5. CONCLUSIONS AND FUTURE WORK

Copy-catching computer tools are difficult to evaluate, because actual work by real students is always subject to uncertainty. To help in their evaluation for the field of computer programming assignment plagiarism, we offer a procedure which automatically generates different benchmarks which may be useful for this purpose. A benchmark for a

given assignment is made of a number of original solutions, together with another set of plagiarized solutions, generated in such a way to mimic the way in which students act. We have used these benchmarks to assess the performance of one state-of-the-art detection tool (AC) with satisfactory results. The APL2 programming language has been selected for the implementation of the benchmarks because of certain properties which make it very applicable as a first instance of this process.

Benchmarks for programming in other programming languages, such as C or Java, will be attempted in the next step of our research. We will also improve the generational mechanism, so that it can code bigger and more complex assignments, not just toy problems: for instance, assignments which imply building several functions or source files. This can be achieved by using smarter genetic operators and/or other different automatic programming techniques (classic GP trees [14], etc).

We also intend to analyze the suitability of our approach for different plagiarism detection tools, not just AC, such as those mentioned in the introduction, and will dedicate some effort to further study in depth the role of trash code in plagiarism identification.

The APL2 program used to generate the benchmarks and the four benchmarks themselves can be found at <http://www.eps.uam.es/~mcebrian/plagiarism-benchmark>

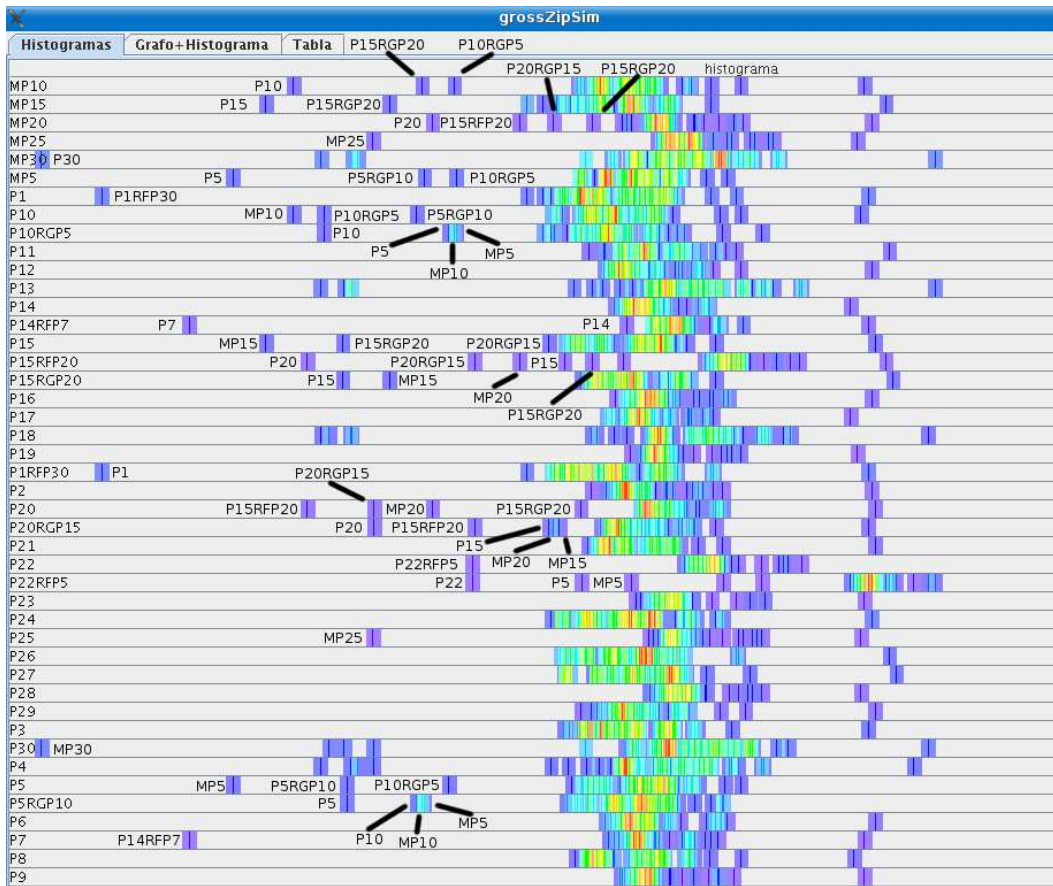


Figure 5: In each row it is presented a 'hue histogram' of the distances (calculated using the NCD) between the submissions appearing in the leftmost part of each row (i.e. MP10 in the first row, MP15 in the second row, and so on) and the rest of submissions of the the benchmark $\cos(\log x)$. The hue histogram is interpreted in the following way: the more red (hotter) is the color at some point (distance), the higher is the number of submissions lying at that distance from the submission in the leftmost part. The support of the hue histogram ranges from 0 (leftmost part) to 1 (rightmost part).

Acknowledgements

This work has been supported by grant TSI 2005-08255-C07-06 of the Spanish Ministry of Education and Science. We would also like to thank Manuel Freire for his implementation of AC, and Emilio del Rosal for his support with AC and many useful suggestions for the manuscript.

6. REFERENCES

- [1] ACM International Collegiate Programming Contest. <http://icpc.baylor.edu/icpc/>.
- [2] M. de la Cruz A. Ortega and M. Alfonseca. Christiansen Grammar Evolution: grammatical evolution with semantics. *Accepted for publication in IEEE Transactions on Evolutionary Computation*.
- [3] A. Aiken et al. Moss: A system for detecting software plagiarism. *University of California–Berkeley*. See www.cs.berkeley.edu/aiken/moss.html, 2005.
- [4] M. Alfonseca and D. Selby. APL2 and PS/2: the Language, the Systems, the Peripherals. *APL Quote Quad (ACM SIGAPL)*, 19(4):1–5, Aug. 1989.
- [5] B.F. Braumoeller and B.J. Gaines. Actions Do Speak Louder than Words: Detering Plagiarism with the Use of Plagiarism-Detection Software. *PS: Political Science and Politics*, 34(04):835–839, 2002.
- [6] G.J. Chaitin. *Algorithmic information theory*. Cambridge University Press New York, 1987.
- [7] X. Chen, B. Francia, M. Li, B. McKinnon, and A. Seker. Shared information and program plagiarism detection. *Information Theory, IEEE Transactions on*, 50(7):1545–1551, 2004.
- [8] R. Cilibrasi and PMB Vitani. Clustering by Compression. *Information Theory, IEEE Transactions on*, 51(4):1523–1545, 2005.
- [9] A. de la Cruz, M. Ortega and m. Alfonseca. Attribute grammar evolution. *Lecture notes in computer science*, pages 182–191.
- [10] M. Freire, M. Cebrian and E. del Rosal. AC: An anti-plagiarism system for programming assignments, 2006. Available at <http://tangow.ii.uam.es/ac/>.


```

Z+F X
Z+X
'' []EA 'Z+7\7' [trash]
'' []EA 'Z+-Z' [trash]
'' []EA 'Z+((×7)+(6))*Z' [trash, shared]
'' []EA 'Z+-Z' [trash, shared]
'' []EA 'Z+[(X)' [trash, shared]
'' []EA 'Z+2×Z' [trash, shared]
'' []EA 'Z+÷X' [trash, shared]
'' []EA 'Z+(Z\4)' [trash, shared]
'' []EA 'Z+5' [trash, shared]
'' []EA 'Z+(L((Z)-(X)))*8' [trash, shared]
'' []EA 'Z+3o(LZ)' [trash, shared]
'' []EA 'Z+×6' [trash, shared]
... []EA 'Z+X' [trash, shared]
...

Z+F X
Z+X
'' []EA 'Z+7\9' [trash]
'' []EA 'Z+9' [trash]
'' []EA 'Z+Z' [trash]
'' []EA 'Z+((×7)+(6))*Z' [trash, shared]
'' []EA 'Z+-Z' [useless, shared]
'' []EA 'Z+[(X)' [trash, shared]
'' []EA 'Z+2×Z' [trash, shared]
'' []EA 'Z+÷X' [trash, shared]
'' []EA 'Z+(Z\4)' [trash, shared]
'' []EA 'Z+5' [trash, shared]
'' []EA 'Z+×((Z)-(X))*8' [trash, shared]
'' []EA 'Z+3o(LZ)' [trash, shared]
'' []EA 'Z+×6' [trash, shared]
'' []EA 'Z+X' [trash, shared]
...

```

Figure 6: Two fragments of code of P15 (left) and MP15 (right) from the $\cos(\log x)$ benchmark. Dots “...” stand for code not shown.

```

...
'' []EA 'Z+ZoZ' [trash, shared]
'' []EA 'Z+X' [trash, shared]
'' []EA 'Z+0×Z' [trash, shared]
'' []EA 'Z+Z' [trash, shared]
'' []EA 'Z+-Z' [trash, shared]
'' []EA 'Z+eX' [trash]
'' []EA 'Z+×X' [trash]
'' []EA 'Z+Z' [trash]
'' []EA 'Z+Z' [trash]
...

...
'' []EA 'Z+ZoZ' [trash, shared]
'' []EA 'Z+X' [trash, shared]
'' []EA 'Z+0×Z' [trash, shared]
'' []EA 'Z+Z' [trash, shared]
'' []EA 'Z+-Z' [trash, shared]
'' []EA 'Z+Z' [trash]
'' []EA 'Z+-(Zé9)' [trash]
'' []EA 'Z+ZéX' [trash]
'' []EA 'Z+((Z))' [trash]
...

```

Figure 7: Two fragments of code of P10RGP5 (left) and P5 (right) from the $\log x^3$ benchmark.

- [11] J. Giles. Preprint analysis quantifies scientific plagiarism. *Nature* 444, pages 524–525, 2006.
- [12] D. Gitchell and N. Tran. Sim: a utility for detecting similarity in computer programs. *Technical Symposium on Computer Science Education*, pages 266–270, 1999.
- [13] D. Grune and M.H. Vakgroep. Detecting copied submissions in computer science workshops. *Informatica Faculteit Wiskunde & Informatica, Vrije Universiteit*, 1989.
- [14] J.R. Koza. *Genetic Programming: on the programming of computers by means of natural selection*. Bradford Book, 1992.
- [15] Thomas Lancaster and Fintan Culwin. Towards an error free plagiarism detection process. In *ITiCSE '01: Proceedings of the 6th annual conference on Innovation and technology in computer science education*, pages 57–60, New York, NY, USA, 2001. ACM Press.
- [16] M. Li and PMB Vitanyi. *An Introduction to Kolmogorov Complexity and Its Applications*. Springer, 1997.
- [17] M. O’Neill and C. Ryan. *Grammatical Evolution: Evolutionary Automatic Programming in an Arbitrary Language*. Kluwer Academic Publishers, 2003.
- [18] M. O’Neill, C. Ryan, M. Keijzer, and M. Cattolico. Crossover in Grammatical Evolution. *Genetic Programming and Evolvable Machines*, 4(1):67–93, 2003.
- [19] L. Prechelt, G. Malpohl, and M. Philippsen. Finding plagiarisms among a set of programs with JPlag. *Journal of Universal Computer Science*, 8(11):1016–1038, 2002.
- [20] J. Rissanen. Modeling by shortest data description. *Automatica*, 14(5):465–471, 1978.
- [21] R.J. Solomonoff. The discovery of algorithmic probability. *Journal of Computer and System Sciences*, 55(1):73–88, 1997.
- [22] G. Whale. Identification of Program Similarity in Large Populations. *The Computer Journal*, 33(2):140, 1990.
- [23] M.J. Wise. Detection of similarities in student programs: YAP’ing may be preferable to plague’ing. *ACM SIGCSE Bulletin*, 24(1):268–271, 1992.