

# **We cite as we communicate: A communication model for the citation process\***

Victor V. Kryssanov<sup>a,1</sup>, Evgeny L. Kuleshov<sup>b</sup>, Frank J. Rinaldo<sup>a</sup>, and Hitoshi Ogawa<sup>a</sup>

<sup>a</sup> Faculty of Engineering and Information Science, Ritsumeikan University, Kusatsu, Japan

<sup>b</sup> Institute of Physics and Information Technologies, the Far-Eastern National University, Vladivostok, Russia

## **Abstract**

Building on ideas from linguistics, psychology, and social sciences about the possible mechanisms of human decision-making, we propose a novel theoretical framework for the citation analysis. Given the existing trend to investigate citation statistics in the context of various forms of power and Zipfian laws, we show that the popular models of citation have very poor predictive ability and can hardly provide for an adequate explanation of the observed behavior of the empirical data. An alternative model is then derived, using the apparatus of statistical mechanics. The model is applied to approximate the citation frequencies of scientific articles from two large collections, and it demonstrates a predictive potential much superior to the one of any of the citation models known to the authors from the literature. Analytical properties of the developed model are discussed, and conclusions are drawn. Some directions for future work are also given at the paper's end.

**Keywords:** Citation analysis, communication, human decision-making

## **1 Introduction**

Over the past two decades, there is a growing body of publications in both special and popular media discussing the otherwise familiar phenomenon of social recognition of professional achievements of those engaged in scientific activities at either individual or institutional levels. Apart from somewhat mercantile yet natural interest from the scientific community, there are at least two major factors lying behind this growth: the rocketing cost of research and development in most of the scholarly disciplines and the increasing transparency of the decision-making policies and procedures of various resource-distributing organizations. There is, therefore, a continuous search for fair, optimal and universal ways to evaluate and possibly reward particular contributions in the global knowledge development process. Citation analysis constitutes a significant, if not the largest part of the research efforts undertaken in this direction.

Citation analysis builds on statistics reflecting the dynamics of referring to relevant and contingently important work by authors of scientific and technical papers, and it aims at unveiling the social mechanisms responsible for the development of knowledge in a research community. Two high-profile articles by D. J. S. Price published in 1965 are often considered a pioneering attempt to explain the observed (irr)regularities in knowledge proliferation, as it is represented in academic writing (Price, 1965a,b). It may be said that it was Price who triggered a substantial interest to the topic from the general public and, at the same time, prompted specialists in different fields, ranging from theoretical physics to sociology, to come forward with possible explanations of the citation trends and practices. In 1968, R. K. Merton suggested a “Matthew effect” model by explicitly reconstructing a “cumulative advantage” algorithm (see Simon, 1955) to account for the citation

---

\* Early results of this work were presented at the 1<sup>st</sup> International Conference on Multidisciplinary Information Sciences and Technologies, Merida, Spain, October 25-28, 2006.

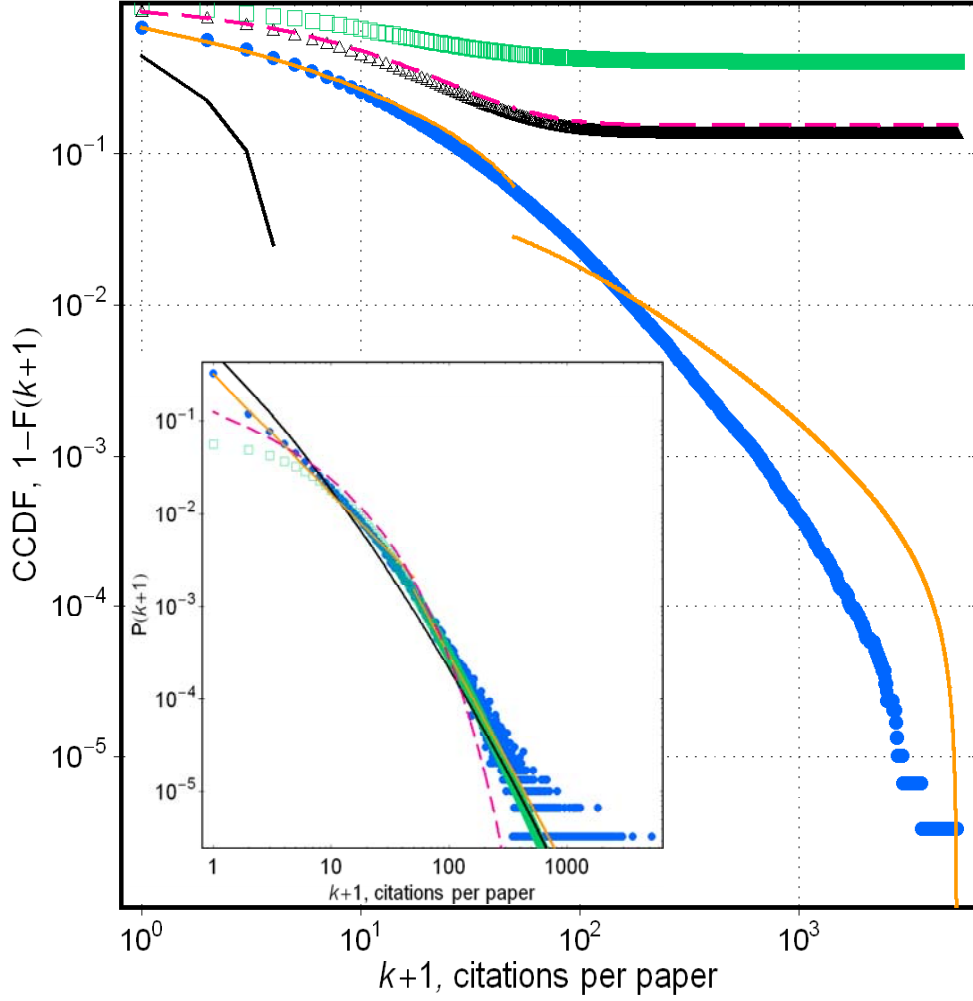
<sup>1</sup> Corresponding Author: Victor V. Kryssanov. Faculty of Engineering and Information Science, Ritsumeikan University, 1-1-1 Nojihigashi, Kusatsu, Shiga, 525-8577 JAPAN. Fax/phone: +81(0)77-561-5936, e-mail: kvvictor@is.ritsumei.ac.jp

process (Merton, 1968). It was projected that the social status – popularity, esteem, merit, or else “usefulness” – of one or another work can be explicated in terms of simple behavioral configurations prevailing among the members of the community, to which the work is reported. Merton, perhaps after Price, thus conjectured that the citers’ choice, based on priorities, might be the cause of the “scale-free” patterns detected in citation statistics.

Preferential choice (later re-coined as “preferential attachment” by Barabasi and Albert, 1999) became the cornerstone idea for social network theories, which emerged over the years to explain the apparently scale-free behavior peculiar to citation as well as to many other social and natural phenomena typically discussed in the context of various power and Zipfian laws (Bookstein, 1990; Newman, 2005). Quite paradoxically, however, there exists little empirical support for but mounting evidence against this model along with its numerous cousins. Even large collections of citation data do not exhibit scale-free properties in the whole data range, as citation frequencies never follow a single straight line – the signature of the power law – when plotted on a double-logarithmic scale. Furthermore, the existing practice of the citation model “validation,” where the principal argument is built around whether a histogram of the artificial data resembles, as to an eye, the one of the actual data, can hardly be considered irrefutable (Goldstein, Morris, & Yen, 2004). The poor predictive performance – statistical unsoundness – of the models makes highly questionable any speculations about the possible “social meaning” and/or indicative ability of the model parameters. The same should, unfortunately, be said about a handful of alternative models developed in the past 10 years and advocated to replace the “canonical” power law with a sum of two Pareto distributions (Lehmann, Lautrup, & Jackson, 2003), a lognormal (Redner, 2005), stretched exponential (Laherrere & Sornette, 1998), or rather exotic modified Bessel (van Raan, 2001), or Tsallis (Tsallis & de Albuquerque, 2000; Gupta, Campanha, & Pesce, 2005) distribution to mimic citation occurrence data (see Figure 1).

Regardless of the statistical significance testing, which however alone may preclude a practical use other than marginal academic deliberations of any theory, the very idea of reducing the complex machinery of human decision-making to some sort of behavioral ordering, such as preferential choice, although appealing in its simplicity, appears unfounded and lacks empirical support. The computational modeling experiments conducted to demonstrate the emergence of the power law out of individual interactions have no evident links with relevant studies in cognitive and experimental psychology and sociology, hence “differential diagnostics” and across-domain checking of the modeling approaches is hardly possible, if ever discussed at all (for a related debate, see Solow, Costello, & Ward, 2003; also – Kossinets, 2006). On the other hand, by looking into the detailed structure of citation data, it has been discovered that, depending on the discipline and country of origin, up to 90% of academic reports may never be cited, some 50% are not read (Meho, 2007; Hajjem, Harnad, & Gingras, 2005), and from 47 to 75% of citations to scholarly manuscripts come from authors outside the field (Hicks & Potter, 1991). At the same time, over 80% of citations in a single paper may well be copied from other publications (Simkin & Roychowdhury, 2005), from 4 to 17% are self-citations (Hyland, 2003), and about 7% are erroneous (Moed, 2002). These facts seriously undermine the feasibility of introspective analysis of human decision-making in the citation process and, taking into account the arguments of the above paragraphs, force us to conclude that the existing understanding of the citation phenomenon is unsatisfactory, while its popular theoretical models are wrong by any standard recognizable in the contemporary science.

The objective of this work is to explore the citation process as a communication phenomenon. The underlying motivation is twofold: firstly, to demonstrate that citation can and, in fact, should be analyzed in a broad context of the communication studies that would include relevant results from neurophysiology, psychology, linguistics, and behavioral science, and secondly, to derive a mathematical model that would withstand a thorough statistical testing and give accurate predictions of citation statistics.



**Figure 1.** Models of the citation process: A data sample (shown with dots) comprising citation information of about 300 000 papers in high energy physics (for details on the data, see Section 3) was fitted to five models (for details on the models, consult the references listed at the end of the 3<sup>rd</sup> paragraph, Section 1): a linear combination of two power laws (light solid lines; for each segment,  $P(k) \sim k^{-a}$ ,  $a$  is a parameter, estimated using a non-linear MSE method), a lognormal form (dark solid line;  $P(k) \sim e^{-b \ln k - c (\ln k)^2}$ ,  $b, c$  – parameters, by minimizing a chi-square fit statistic), a stretched exponential (light dashed line;  $P(k) \sim (k/a)^{b-1} e^{-(k/a)^b}$ ,  $a, b$  – parameters, by numerical MLE), a modified Bessel (triangles;  $P(k) \sim 2a \mathbf{K}_0(2\sqrt{ak})$ ,  $\mathbf{K}_0(\cdot)$  denotes a modified Bessel function of the 0<sup>th</sup> order, and  $a$  is a parameter, by numerical MLE), and a Tsallis (squares;  $P(k) \sim [1 + (q-1)\lambda k]^{-\frac{q}{q-1}}$ ,  $q$  and  $\lambda$  are parameters, estimated by minimizing a chi-square fit statistic in an iterative algorithm). None of the models provides an adequate, which is to say statistically significant, fit.

Inset: The same results presented in an obviously misleading but overwhelmingly popular manner with the corresponding histograms (to improve visibility, the modified Bessel model is not displayed, as it appears similar to the stretched exponential fit).

## 2 Theory

The main premise of our modeling approach is that citation is an information exchange process that does not differ in principle from other modes of communication and that uses traditional communication strategies. The theoretical considerations of this paper arose naturally out of the generalization of a model of text- and hypertext-based communication reported elsewhere (Kryssanov et al., 2005).

The citation process can be viewed as a mechanism for substantiating important, as they appear to the author, ideas – concepts, problems, statements, and the like – of a paper. Citations create the foundation upon which the paper arguments are based, assertions are asserted, and assumptions are left unexplained. It is always up to the reader to fully explore the foundations of the new idea or concept present in a given text, just as the same reader may or may not read the main text in full. We will, therefore, consider that every instance of referring to an external text (or, in other words, external communication) indicates the act of signification (by the citation) of a concept or idea otherwise not presented (e.g. owing to space limitations or legal reasons) in sufficient detail in the main text with other media, such as words, formulas, diagrams, etc. Every citation is then to be taken as a “meta-word” that may or may not be in the reader’s dictionary and yet may not bear the same implied meaning for all concerned. Citations are part of a language the authors use to communicate their work to the public. We will further assume that the citing results from cognitive processing (problem solving or decision-making) associated with the signified idea. The processing time  $\tau$  – the time for which the idea attracts attention (e.g. as in the case of a recognizably important problem), either personal or collective – depends on many factors, such as complexity of the underlying concept, social status of its originator, current “fashion” in the field, results obtained in related domains, etc. but generally exceeds the time-frame allocated for writing a particular paper.

For a statistical ensemble of citers, let us consider  $K_0$  a discrete random variable indicating the count of different citations utilized to represent one fixed concept (no matter how complex). It appears natural to assume that values of  $K_0$  will depend on the concept processing time  $\tau$ : for any fixed observation time, the longer, on average, the processing time, the more frequent the citation (an article with zero citations corresponds to zero processing time, e.g. when the considered concept/problem is outdated, notorious, “uninteresting,” remains unnoticed, or is still poorly understood by anybody other than the article authors). The latter effectively means that there is a positive correlation between a number of citations that a specific problem receives and the time for which this problem remains in the focus. As in the case of words, the same citation may stand for different concepts, and the same concept may be signified with different citations.

To characterize the behavior of  $K_0$ , we will seek to estimate  $f_{K_0}(s)$ ,  $s = 1, 2, \dots$ , its probability mass function, PMF. (For technical reasons, we define the domain of the distribution as strictly positive, i.e.  $s > 0$ ; the non-inclusion of the 0<sup>th</sup> frequency is, however, not intrinsic to the method and is unnecessary when the model is derived in the continuous domain, e.g. see Kryssanov et al., 2006.) Building on the arguments by E. T. Jaynes (Jaynes, 1957a), who showed that the least biased, “most true” estimate possible on the given information is, in many cases, the distribution that maximizes the Shannon entropy  $H = -\sum_s f_{K_0}(s) \ln f_{K_0}(s)$ ,  $f_{K_0}(s)$  can be obtained by maximizing under the normalization  $\sum_s f_{K_0}(s) = 1$  and expectation  $\sum_s s f_{K_0}(s) = \bar{k}_0$  constraints the following functional:

$$\mathcal{L}(f_{K_0}) = -\sum_s f_{K_0}(s) \ln f_{K_0}(s) + \gamma(1 - \sum_s f_{K_0}(s)) + \beta(\bar{k}_0 - \sum_s s f_{K_0}(s)), \quad (1)$$

where  $\bar{k}_0$  specifies the expectation of  $K_0$ , and  $\gamma$  and  $\beta$  are Lagrangian multipliers. From optimality conditions  $\partial \mathcal{L} / \partial f_{K_0}(s) = 0$  and  $\partial \mathcal{L} / \partial \gamma = 0$ , one can easily derive:

$$f_{K_0}(s) = \Pr[K_0 = s | \beta] = (e^\beta - 1)^{-1} e^{-s\beta}, \quad s = 1, 2, \dots \quad (2)$$

It is important to note that since  $\bar{k}_0 = \sum_{s=1}^{\infty} s f_{K_0}(s) = e^\beta / (e^\beta - 1) = 1 / f_{K_0}(1)$ , for  $\bar{k}_0 \gg 1$ ,  $0 < f_{K_0}(1) \ll 1$  and  $0 < \beta \ll 1$  that stipulates  $\beta \approx 1 / \bar{k}_0$ . Hence,  $1 / \beta$ ,  $\beta > 0$ , may be used as an estimate of the citation

average relative (i.e. for one concept) rate.

The form (2) can be interpreted as the most likely distribution – a distribution realized experimentally in overpoweringly more ways than any other candidate distribution, provided that the citation average relative rate is fixed (Jaynes, 1957b). The bursty nature of human decision-making dictates, however, that there should be considered two independent processes with different citation averages: somewhat low rate  $1/\beta_1$  – for works not cited before (or at least recently), and a higher rate  $1/\beta_2$  – for works that have just been cited. The corresponding PMF is written as follows:

$$g_{K_0}(s) = c(e^{\beta_1} - 1)e^{-s\beta_1} + (1-c)(e^{\beta_2} - 1)e^{-s\beta_2}, \quad s = 1, 2, \dots, \quad (3)$$

where  $0 < c \leq 1$  gives the “weight” of the citation “first occurrence” (sub)process. While many other purposive interpretation arguments, such as individual vs. social appreciation, semantic (content) and syntactic (function) constituents of the communication, or (yes!) a “rich get richer” logic, could be brought forward to justify the introduction of the more general form (3) for the “one concept” citations, we will rely on the, perhaps least speculative, assertion that new problems (and their solutions) are reported at a substantially lower rate compared to problems that have already been discussed in the literature for a while. In terms of  $\tau$ , the latter would mean that the time expended for the problem solution (consideration, discussion, analysis, etc.) is affected by two independent processes, where the first is associated with (recently) unreported, while the second – with published ideas (concepts, theories, and the like).

We will now consider  $K$  a measured stochastic variable indicating citation occurrences for not just one but many and different concepts. The statistical properties of  $K$  depend on the parameters of the distribution (3), which can naturally vary (e.g. as a result of a variation in the processing time across different concepts and/or domains).  $\beta_1$  and  $\beta_2$  are thus to be defined as positive, continuous, and independent random variables; let  $f(\beta_1)$  and  $f(\beta_2)$  be their respective probability density functions (PDF). When the number of concepts/problems signified with citations is sufficiently large,  $P(k)$ ,  $k = 1, 2, \dots$ , the PMF of  $K$  can be obtained as a  $\{f(\beta_1), f(\beta_2)\}$  parameter-mix of  $g_{K_0}(k | B = \{\beta_1, \beta_2\})$ :

$$P(k) = \int_0^\infty \int_0^\infty g_{K_0}(k) f(\beta_1) f(\beta_2) d\beta_1 d\beta_2. \quad (4)$$

To arrive at a functional form of  $P(k)$ , we now need to identify the distributions of  $\beta_1$  and  $\beta_2$ . Utilizing the earlier made assumption that the citation rate is determined by the dynamics of problem-solving, it can be written that  $f(\beta_1) \stackrel{d}{=} f(1/\tau_1)$  and  $f(\beta_2) \stackrel{d}{=} f(1/\tau_2)$ , where  $\tau_1$  and  $\tau_2$  are the times, for which first- and repeatedly- reported, in that order, problems receive (i.e. are represented with) citations, and “ $\stackrel{d}{=}$ ” stands for “distributionally equal.” Among a variety of distributions used in psychology and social sciences to mimic human decision-making time, the Wald (also known as Inverse Gaussian) distribution is often regarded as the best-established model (see Fewell, 2004, for a thorough discussion of the relevant distributions; also – Ratcliff, van Zandt, & McKoon, 1999). In the decision-making context, the Wald distribution can be obtained from a sequential sampling evidence accrual model as the distribution of first hitting times  $T = \inf [\tau > 0, V(\tau) \geq b]$  to an absorbing barrier  $b > 0$  of a space  $(X)$  and time homogeneous Wiener diffusion process  $dV = \alpha d\tau + \sigma dx$  with  $V(0) = 0$  initial condition (Luce, 1986):

$$f(\tau | b, \alpha, \sigma) = \frac{b}{\sigma \sqrt{2\pi\tau^3}} e^{-\frac{(b-\alpha\tau)^2}{2\sigma^2\tau}}, \quad (5)$$

where  $\alpha > 0$  is the drift rate, and  $\sigma > 0$  is a diffusion constant. Without loss of generality, the barrier can be fixed by setting  $b=1$ . In terms of  $\mu=1/\alpha$ , which is the so-called integration time (a characteristic of human information processing usually used as an indicator of the solved task difficulty),  $\lambda=1/\sigma^2$  an estimate of the non-randomness (which would alternatively be interpreted by analogy with the physical diffusion as “activation effort”), and  $\beta=1/\tau$ , we, after simple algebra, arrive at the following PDF:

$$f(\beta) = \sqrt{\frac{\lambda}{2\pi\beta}} e^{-\frac{\lambda(\beta\mu-1)^2}{2\beta\mu^2}}, \quad \beta > 0, \quad (6)$$

with the expectation and variance specified, correspondingly, as  $E(\beta) = 1/\mu + 1/\lambda$  and  $\text{Var}(\beta) = (2\mu + \lambda)/(\mu\lambda^2)$ .

The direct substitution of the form (6) for the random variables  $\beta_1$  and  $\beta_2$  into Equation (4) produces:

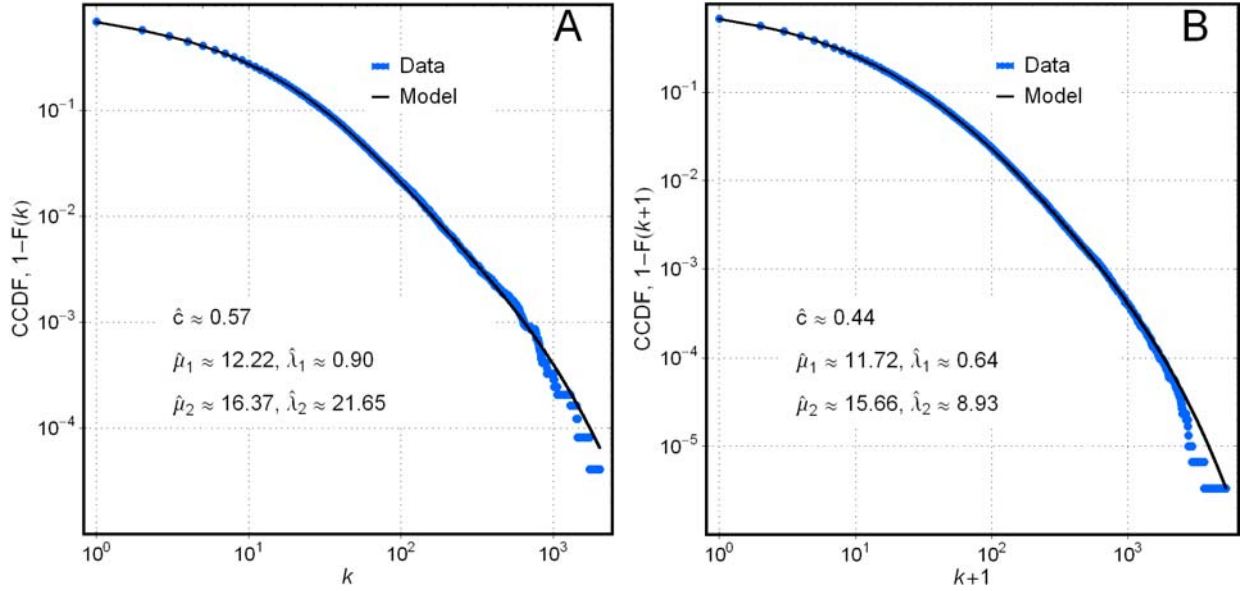
$$P(k) = c e^{\lambda_1/\mu_1} \sqrt{\lambda_1} \left( \frac{e^{-\sqrt{\frac{\lambda_1(2k-2+\lambda_1)}{\mu_1^2}}}}{\sqrt{2k-2+\lambda_1}} - \frac{e^{-\sqrt{\frac{\lambda_1(2k+\lambda_1)}{\mu_1^2}}}}{\sqrt{2k+\lambda_1}} \right) + (1-c) e^{\lambda_2/\mu_2} \sqrt{\lambda_2} \left( \frac{e^{-\sqrt{\frac{\lambda_2(2k-2+\lambda_2)}{\mu_2^2}}}}{\sqrt{2k-2+\lambda_2}} - \frac{e^{-\sqrt{\frac{\lambda_2(2k+\lambda_2)}{\mu_2^2}}}}{\sqrt{2k+\lambda_2}} \right) \quad (7)$$

that is thus the probability mass function of the citation occurrence number.

### 3 Experiment

To explore the appropriateness of the assumptions of the proposed theoretical framework and test the derived model (7) against empirical data, we have conducted an experiment using two datasets. The first collection contains citation statistics of 24 296 articles published in Physical Review D in 1975-1994 and cited at least once; the maximum number of citations received by a single paper is 2 026, and the total number of citations is 351 872. The data was obtained from <http://physics.bu.edu/~redner/projects/citation/prd.html> (last accessed on March 9, 2007), where it is publicly available. The second collection is comprised of citation data for 299 239 published journal articles, both cited and uncited, in high energy physics accumulated in the SLAC SPIRES database since 1962. The maximum citation number is 5 242, and the total number is 4 024 332. This latter data was obtained from Sune Lehmann (for more details on the data, consult the work by Lehmann, Lautrup, & Jackson, 2003), and it was also used to examine the alternative models shown in Figure 1. In both collections, the data represent the professional activities of comparatively small research communities and may thus be thought of as reasonably homogeneous.

Figure 2 displays results of the modeling of the observed citation frequencies with Equation (7).  $\hat{c}$ ,  $\hat{\mu}_1$ ,  $\hat{\lambda}_1$ ,  $\hat{\mu}_2$ , and  $\hat{\lambda}_2$  estimates for the corresponding parameters of the PMF were calculated using a numerical maximum likelihood method. In both cases, Pearson’s  $\chi^2$  test does not reject the proposed model with a significance level  $\alpha=0.1$ . (To ensure the validity of the chi-square test, bins naturally formed by the discrete data but containing less than 5 elements have been merged.)



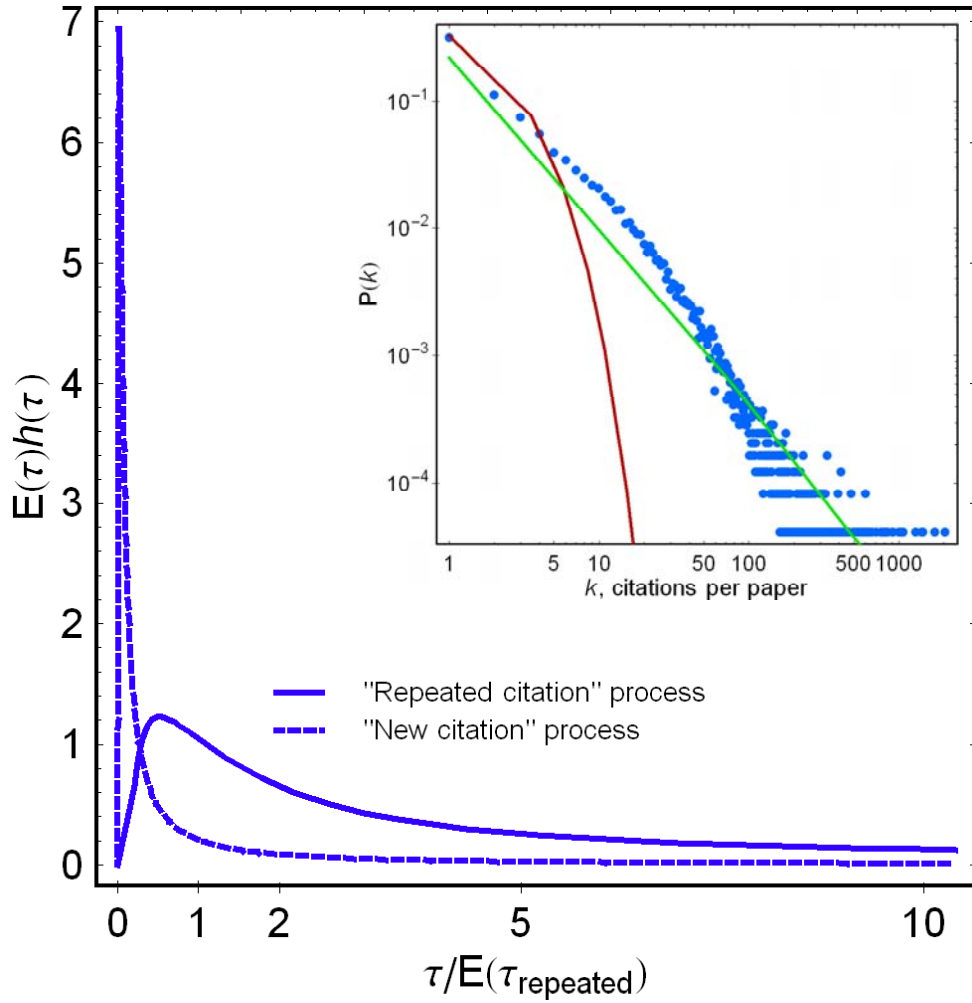
**Figure 2.** Results of the modeling of citation statistics for articles from the Physical Review D collection (A) and the SLAC SPIRES dataset (B).

## 4 Discussion

The analytical framework presented in Section 2 provides for a remarkably good fit to the available data – a quality not shared by other citation mechanism models known to the authors from high-profile periodicals. Arguments about an excessive complexity of the derived 5-parameter distribution, although expected, are naturally defeated by the fact that empirical citation data reveal two distinct citation regimes, where each of the regimes forms a visibly curved line with citation frequencies plotted on a double-logarithmic scale (see Figure 1, inset, and Figure 3, inset; also – Lehmann, Lautrup, & Jackson, 2003; Redner, 1998). From obvious topological considerations, one then has to deal with at least 3 free parameters to account for the “low” and “high” citation modes, and has to add 2 more (1 per component) – to reflect the curving deviations from the “canonical” power law behavior, if pursuing to accurately mimic the observed frequencies. Given the complexity of the model, however, there does exist a risk that the proposed formula “overfits” the data by reproducing truly random fluctuations (i.e. the noise) along with the underlying function to be approximated. Supporting arguments other than the proximity of the model probability distribution to the observed citation frequencies are, therefore, indispensable.

A function extensively used in psychology and social sciences to analyze the proposed models and highlight their important points is the hazard rate  $h(t) = \frac{f(t)}{1-F(t)}$  defined via  $f(t)$  and  $F(t)$ , the PDF

and the cumulative probability function, CDF of a distribution, respectively. Figure 3 depicts two (normalized by the expectation) hazard functions for the corresponding probability distributions of the processing time  $f(\tau|b \equiv 1, \alpha = 1/\mu, \sigma = 1/\sqrt{\lambda})$  (see Equation (5)) reconstructed with parameter values estimated from the Physical Review data (Figure 2, A). In the context of this study, the hazard function  $h(\tau)$  can be understood as a measure of the depreciation rate of the concept (problem, idea, etc.) associated with a cited paper – a rate, at which a problem is solved or/and becomes uninteresting from the standpoint of citation at time  $\tau$ , given that the problem has not been solved at an earlier time. It is important to notice that the fitted model unveils two characteristic (to human decision-making) patterns in the Wald-distributed processing time: one associated with frequently cited papers (solid line), and another – with papers, which receive few citations (dashed line). Papers of the “repeated citation” pattern were referred to, on average, 11 times more often (as



**Figure 3.** Characteristic patterns in the time devoted to a problem in a research community as revealed by citations in Physical Review D in 1975-1994.

Inset: The limiting forms of  $f(x)$  the distribution function (8) for the same data (shown with dots):

$$\lim_{\lambda \rightarrow \infty} f(x) = 1/\mu e^{-x/\mu} \text{ the exponential (dark line), and } \lim_{\mu \rightarrow \infty} f(x) = \sqrt{\lambda}(2x+\lambda)^{-3/2} \text{ the power law (light line).}$$

estimated via  $E(\beta)$ ) than papers with the “new citation” processing time. At the same time, it is apparent from the graphs that works of the former group are not depreciated as fast as the ones of the latter do. These findings well accord with our conjecture about the bursty character of the citation process formalized with Equation (3), and it appears very unlikely that the two patterns in the processing time would be detected using parameters of a merely interpolating form (see Fewell, 2004). This, together with the fact that the second data collection (the high energy physics articles) uncovered, as it is implied from the estimated model parameter values given in Figure 2 (B), a very similar structure of the citation process, allows us to argue that the approximations obtained for the citation statistics are not driven by random oscillations – the model (7) does not overfit the data.

Let us now consider a continuous analog of the PMF (7). For each of its two components, the corresponding PDF can be written as

$$f(x) = \frac{\lambda \sqrt{2x+\lambda} + \mu \sqrt{\lambda}}{\mu(2x+\lambda)^{3/2}} e^{\frac{\lambda - \sqrt{\lambda(2x+\lambda)}}{\mu}}, \quad (8)$$

where  $x > 0$  is the measured stochastic variable, and parameters  $\lambda$ ,  $\mu$  are defined in terms of the diffusion process in the same way as their counterparts of the discrete distribution. It is interesting



to observe that for large  $\mu$  (i.e. for “extremely hard or/and eternally important” problems), Equation (8) becomes a power law with a fixed exponent  $\frac{3}{2}$ :  $\lim_{\mu \rightarrow \infty} f(x) = \sqrt{\lambda} (2x + \lambda)^{-3/2}$ . Likewise, for large  $\lambda$  (i.e. for “deterministic” problem-solving and/or very big activation effort), it is a pure exponential:  $\lim_{\lambda \rightarrow \infty} f(x) = \frac{1}{\mu} e^{-\frac{1}{\mu}x}$ . As can be seen from the inset of Figure 3, these two limiting distributions would alone account for the empirical data in the “high” and “low” citation regions, respectively. The experimental results displayed in Figure 2 (A) suggest, however, that since the estimated parameter values of  $\lambda$  are by no means even close to being large, the observed citation frequencies could hardly be explained in terms of little-stochasticity orthogonal forms defined with  $\lambda \gg 1$ . On the other hand, by setting a boundary somewhere between 50 and 200 citations, the empirical histogram can naturally be partitioned into the “low” and “high” components, as it is in this region from where the power law would on its own reproduce the data behavior (see Figure 3, inset). The latter conforms the (essentially intuitive) subdivisions proposed in several recent publications (e.g. Lehmann, Lautrup, & Jackson, 2003; Redner, 1998). A more interesting (in the context of our study) partitioning emerges from discovering conditions when  $(1-c)P_2(k) > cP_1(k)$  holds, where  $P_1(k)$  stands for the first component of the PMF (7), and  $P_2(k)$  - for the second. Numerical solution of this inequality results in  $k \in [4, 118]$  for the data shown in Figure 2 (A), and  $k \in [2, 253]$  - for the data of Figure 2 (B). The thus detected intervals allow us to speculate about citation frequencies most likely caused by a burst – a sudden boost of attention to a specific work – in the respective research communities. Articles received fewer citations than the minimum in the burst would be considered as “socially not acknowledged” at the moment, while articles with more citations than the maximum in the burst would be nominated as “classic,” i.e. works triggering bursts repeatedly.

Overall, the asymptotic properties of our model are consistent with common-sense expectations: utterly deterministic decision-making contributes little to the “creation of fame” in the citation process, but it may well account for a significant part of the total citation occurrences – for “no-or-few-citation” papers, which make up an absolute majority of ever published works. In contrast, the phenomenon of highly cited papers may completely be explained by a lasting social attention to the ideas reported in such papers, so that the corresponding processing time  $\tau$  linearly determines the citation rate. A considerable social interest is, however, a necessary but not a sufficient condition for an article to get cited, as Equation (8) entails that  $\Pr[x=0] = \frac{1}{\mu} + \frac{1}{\lambda}$ . Henceforward, we would like to refrain from further speculating about the interplay effects of  $\mu$  and  $\lambda$ , since we strongly believe that analytical properties of any model should be investigated in conjunction with some form of experimental assessment of the model parameters in focus that, though naturally, exceeds the bounds of this particular work.

As a closing remark of this section, we note that Equation (8) is reminiscent of the Weibull density function  $f(x) = \frac{a}{b} \left(\frac{x}{b}\right)^{a-1} e^{-\left(\frac{x}{b}\right)^a}$  – a probability distribution, various forms of which are typically discussed as alternatives to power law and lognormal models of complex phenomena (e.g. Sanyal, 2006; Simkin & Roychowdhury, 2007; Laherrere & Sornette, 1998). Unlike the Weibull family, however, the form derived in this paper has no readily identifiable cut-off point that would differentiate the exponential and power-law components.

## 5 Conclusions and future work

The main contribution of the presented study is a possible explanation of the citation process as a communication phenomenon from the positions of cognitive psychology. The proposed model

opens a number of new research avenues and analytical prospects. The distribution of “one concept” citation frequencies (2) derived in the beginning of the paper implies, due to Bernstein’s theorem (Bernstein, 1928), that there always exists some proper probability distribution function characterizing  $\tau$  the time, for which specific publications are cited. By reconstructing the “true” form of  $f(\tau)$ , the PDF of  $\tau$ , from observed citation frequencies (e.g. via inverse Laplace transform – see Abate & Whitt, 1999), one would then acquire a tool to analyze how new ideas propagate in one or another scientific community. The problem-solving “productivity”/information-processing capacity of various communities (or, based on the corresponding citation habits, individuals) would be described in terms of the corresponding hazard functions  $h(\tau)$  in relation to specific topics and/or groups of authors (see Wenger & Gibson, 2004, on the use of hazard functions as processing capacity indicators). Besides,  $f(\tau)$  the reconstructed probability functions would, on their own, be used as an alternative to the “citation pattern” – a characteristic suggested to compare citation practices in different domains (Sanyal, 2006). These and many other possibilities in citation analysis would require, however, for the introduced model basic assumptions to hold in a broad context of the involved cognitive and social systems – an issue this given paper does not address. In view of the latter, it appears important to extend the theoretical framework for the case of the so-called “non-extensive systems” (Abe & Okamoto, 2001): a challenging task would be to find out which of the known (or at least legitimate) entropic forms (see Beck & Cohen, 2003) is the “best” to model the dynamics of biological and social systems. One may also be interested in looking for a better (in whatever it would mean) model for human decision-making: the chosen parameterization for the Wald distribution and, more generally, the diffusion model used in the presented study may not be the best candidates to analyze the essentially social dynamics of public attention (Luce, 1986).

We would like to conclude this work by words ascribed to a prominent American scholar Henry Louis Mencken, who observed in the distant 1917 that “...[t]here is always an easy solution to every human problem – neat, plausible, and wrong.” Our theory may not necessarily correctly explain the internal, “true” mechanisms of citation. It does, however, provide for an accurate description of citation statistics.

## Acknowledgment

The authors would like to thank Sune Lehmann for sending us the SLAC SPIRES data collection. Useful remarks by Eric W. Cooper are also gratefully acknowledged.

## References

- Abate, J., & Whitt, W. (1999). Modeling service-time distributions with non-exponential tails: Beta mixtures of exponentials. *Stochastic Models*, 15(3), 517-546.
- Abe, S., & Okamoto, Y. (Eds.) (2001). *Nonextensive Statistical Mechanics and its Applications*. Berlin: Springer.
- Barabasi, A.-L., & Albert, R. (1999). Emergence of scaling in random networks. *Science*, 286, 509.
- Beck, C., & Cohen, E.G.D. (2003). Superstatistics. *Physica A*, 322, 267-275.
- Bernstein, S.N. (1928). Sur les fonctions absolument monotones. *ACTA Mathematica*, 51, 1-66.
- Bookstein, A. (1990). Informetric Distributions, Part I: Unified Overview. *Journal of the American Society for Information Science*, 41(5), 368-375.
- Fewell, M.P. (2004). Comparative Descriptive Statistics of Skewed Probability Distributions, Technical report DSTO-TR-1596. Australian Government, Department of Defense (DSTO), 37p.
- Goldstein, M.L., Morris, S.A., & Yen, G.G. (2004). Problems with fitting to the power-law distribution. *The European Physical Journal B*, 41(2), 255-258.
- Gupta, H.M., Campanha, J.R., & Pesce, A.G. (2005). Power-Law Distributions for the Citation Index of Scientific Publications and Scientists. *Brazilian Journal of Physics*, 35(4A), 981-986.
- Hajjem, C., Harnad, S., & Gingras, Y. (2005). Ten-Year Cross-Disciplinary Comparison of the

- Growth of Open Access and How it Increases Research Citation Impact. *IEEE Data Engineering Bulletin*, 28(4), 39-47.
- Hicks, D., & Potter, J. (1991). Sociology of Scientific Knowledge: A Reflexive Citation Analysis of Science Disciplines and Disciplining Science. *Social Studies of Science*, 21(3), 459-501.
- Hyland, K. (2003). Self-Citation and Self-Reference: Credibility and Promotion in Academic Publication. *Journal of the American Society for Information Science and Technology*, 54(3), 251-259.
- Jaynes, E.T. (1957a). Information theory and statistical mechanics. *Physical Review*, 106(4), 620-630.
- Jaynes, E.T. (1957b). Information theory and statistical mechanics. II. *Physical Review*, 108(2), 171-190.
- Kossinets, G. (2006). Effects of missing data in social networks. *Social networks*, 28(3), 247-268.
- Kryssanov, V.V., Kakusho, K., Kuleshov, E.L., & Minoh, M. (2005). Modeling hypermedia-based communication. *Information Sciences*, 174(1-2), 37-53.
- Kryssanov, V.V., Rinaldo, F.J., Kuleshov, E.L., & Ogawa, H. (2006). Modeling the Dynamics of Social Networks, In: *Proceedings of the International Conference on e-Business, ICE-B*, (pp. 242-249), August 7-10, 2006, Setubal, Portugal. (Also at <http://arxiv.org/abs/cs/0605101> .)
- Laherrere, J., & Sornette, D. (1998). Stretched exponential distributions in nature and economy: "fat tails" with characteristic scales. *The European Physical Journal B*, 2(4), 525-539.
- Lehmann, S., Lautrup, B., & Jackson, A.D. (2003). Citation networks in high energy physics. *Physical Review E*, 68(2), 026113-1-8.
- Luce, R.D. (1986). *Response Times: Their Role in Inferring Elementary Mental Organization*. New-York: Oxford University Press.
- Meho, L.I. (2007). The Rise and Rise of Citation Analysis. *Physics World*, 20(1), 32-36.
- Merton, R.K. (1968). The Matthew Effect in Science: The reward and communication systems of science are considered. *Science*, 159(3810), 56-63.
- Moed, H.F. (2002). The impact factors debate: the ISI's uses and limits. *Nature*, 415, 731-732.
- Newman, M.E.J. (2005). Power laws, Pareto distributions and Zipf's law. *Contemporary Physics*, 46, 323-351.
- Price, D.J.S. (1965a). The scientific foundations of science policy. *Nature*, 206(4981), 233-238.
- Price, D.J.S. (1965b). Networks of scientific papers. *Science*, 149(3683), 510-515.
- van Raan, A.F.J. (2001). Two-step competition process leads to quasi power-law income distributions. Application to scientific publication and citation distributions. *Physica A*, 298, 530-536.
- Ratcliff, R., van Zandt, T., & McKoon, G. (1999). Connectionist and diffusion models of reaction time. *Psychological Review*, 106(2), 261-300.
- Redner, S. (1998). How popular is your paper? An empirical study of the citation distribution. *The European Physical Journal B*, 4(2), 131-134.
- Redner, S. (2005). Citation Statistics from 110 Years of Physical Review. *Physics Today*, 58, 49-54.
- Sanyal, S. (2006). Effect of citation patterns on network structure. Preprint posted at <http://arxiv.org/abs/physics/0611139> .
- Simkin, M.V., & Roychowdhury, V.P. (2005). Stochastic modeling of citation slips. *Scientometrics*, 62(3), 367-384.
- Simkin, M.V., & Roychowdhury, V.P. (2007, to appear). A mathematical theory of citing. *Journal of the American Society for Information Science and Technology*.
- Simon, H.A. (1955). On a class of skew distribution functions. *Biometrika*, 42, 425-440.
- Solow, A.R., Costello, Ch.J., & Ward, M. (2003). Testing the Power Law Model for Discrete Size Data. *The American Naturalist*, 162(5), 685-689.
- Tsallis, C., & de Albuquerque, M.P. (2000). Are citations of scientific papers a case of nonextensivity? *The European Physical Journal B*, 13(4), 777-780.
- Wenger, M.J., & Gibson, B.S. (2004). Using Hazard Functions to Assess Changes in Processing Capacity in an Attentional Cuing Paradigm. *Journal of Experimental Psychology: Human*

*Perception and Performance*, 30(4), 708-719.