

Performance Bounds for Bi-Directional Coded Cooperation Protocols

Sang Joon Kim, Patrick Mitran, and Vahid Tarokh

Abstract

In coded bi-directional cooperation, two nodes wish to exchange messages over a shared half-duplex channel with the help of a relay. In this paper, we derive performance bounds for this problem for each of three decode-and-forward protocols.

The first protocol is a two phase protocol where both users simultaneously transmit during the first phase and the relay alone transmits during the second. In this protocol, our bounds are tight.

The second protocol considers sequential transmissions from the two users followed by a transmission from the relay while the third protocol is a hybrid of the first two protocols and has four phases. In the latter two protocols the inner and outer bounds are not identical. Numerical evaluation shows that at least in some cases of interest our bounds do not differ significantly.

Finally, in the Gaussian case with path loss, we derive achievable rates and compare the relative merits of each protocol. This case is of interest in cellular systems. Surprisingly, we find that in some cases, the achievable rate region of the four phase protocol contains points that are outside the outer bounds of the other two protocols.

Index Terms

Cooperation, capacity bounds, performance bounds, bi-directional communication, network coding.

I. INTRODUCTION

Consider two users, denoted by a and b , who wish to share independent messages over a shared channel. Traditionally, this problem is known as the two-way channel [2] with well known bounds on its capacity region going as far back as [10].

Sang Joon Kim and Vahid Tarokh are with the School of Engineering and Applied Sciences, Harvard University, Cambridge, MA 02138. Emails: sangkim@fas.harvard.edu, vahid@deas.harvard.edu. Patrick Mitran is with the Department of Electrical and Computer Engineering, University of Waterloo, Waterloo, Canada. Email: pmitran@ecemail.uwaterloo.ca

In many realistic broadcast environments, such as wireless communications, it is not unreasonable to assume the presence of a third node which may aid in the exchange of a and b 's messages. In particular, if a is a mobile user and b is a base station, then we may suppose the presence of a relay station r .

Traditionally, without the presence of the relay station, communication between nodes a and b is performed in two steps: first a transmits its message to b followed by similar transmission from b to a (illustrated in Fig. 1.i). In the presence of relay node r , one might initially assume that four phases are needed (see Fig. 1.ii). However, by taking advantage of the shared wireless medium, it is known that the third and fourth transmissions may be combined (Fig. 1.iii) into a single transmission using, for example, ideas from network coding [1], [13]. In particular, if the messages of a and b are w_a and w_b respectively and belong to a group, then it is sufficient for the relay node to successfully transmit $w_a \oplus w_b$ simultaneously to a and b . In [4], [5], such a three phase coded bi-directional protocol is considered when the group is \mathbb{Z}_2^k , the binary operator is component-wise modulo 2 addition (i.e., exclusive or) and encoding is performed linearly to produce parity bits. As each user transmits sequentially, each user is amenable to receive “side-information” from the opposite user during one of the first two phases. The works in [4], [5] then considers methods of combining the soft information thus obtained on the parity bits with that from the relay's transmission using methods such as Chase Combining (CC) and optimize power allocation.

The works of [7] and [8] not only consider the three phase protocol, but combine the first two phases into a single joint transmission by nodes a and b followed by a single transmission by the relay which forwards its received signal (Fig. 1.iv). The forwarding may consist of amplification [8] or symbol by symbol denoising [7]. Further analysis and comparison of the performance of these 3 protocols has been carried out in [7] and [8]. Coded bi-directional cooperation may also be extended for the case of multiple relaying nodes [11], [12]. In [9], achievable rate regions are derived assuming full duplex capabilities.

In this paper, we are interested in determining fundamental bounds on the performance of coded bi-directional communications assuming various decode-and-forward protocols for half-duplex channels. In the case of a two phase protocol where both users transmit simultaneously in the first phase followed by a transmission from the relay, we derive the exact performance¹. In the case of three or more phase protocols, we take into account any side information that a node may acquire when it is not transmitting and derive inner and outer bounds on the capacity regions. We find that a four phase hybrid protocol is sometimes strictly better than the outerbounds of two or three phase decode-and-forward protocols

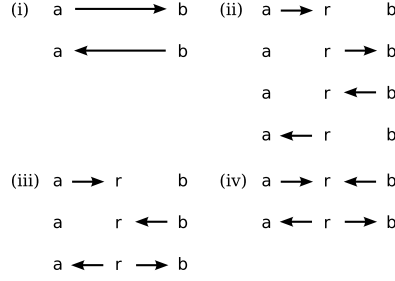


Fig. 1. (i) Traditional approach, (ii) Naïve four phase bi-directional cooperation, (iii) coded broadcast three phase protocol, (iv) two phase protocol.

previously introduced in the literature. This paper is structured as follows. In Section II, we introduce our notation and define the protocols that we will consider. In Section III, we derive the performance bounds while in Section IV, we numerically compute these bounds for fading Gaussian channels.

II. PRELIMINARIES

A. Notation and Definitions

We first start with a somewhat more general formulation of the problem. We consider m nodes, denoted as $1, 2, \dots, m$ for now, where node i has message $W_{i,j}$ that it wishes to send to node j .

All nodes have identical channel input alphabet $X = X \cup \{ \emptyset \}$ and identical channel output alphabet $Y = Y \cup \{ \emptyset \}$, where \emptyset is a special symbol distinct of those in X and Y and which denotes either no input or no output. In this paper, we assume that a node may not simultaneously transmit and receive at the same time. In particular, if a node selects $X = \emptyset$, then it receives $Y \in Y$ and if $X \in X$, then necessarily $Y = \emptyset$, i.e., $X = \emptyset$ iff $Y \in Y$ ². Otherwise, the effect of one node remaining silent on the received variable at another node may be arbitrary at this point. The channel is assumed *memoryless*. In Section IV, we will be interested in the case $X = Y = \mathbb{C} \cup \{ \emptyset \}$.

The objective of this paper is to determine achievable data rates and outer bounds on these for some particular cases. We use $R_{i,j}$ for the transmitted data rate of node i to node j , i.e., $W_{i,j} \in \{0, \dots, 2^{nR_{i,j}}\} \subset \mathbb{C} \cup \{ \emptyset \} \triangleq S_{i,j}$.

For a given protocol P , we denote by $\tau_k^P \in [0, 1]$ the relative time duration of the k^{th} phase. Clearly, $\sum_{k=1}^n \tau_k^P = 1$. It is also convenient to denote the transmission at time k , $1 \leq k \leq n$ at node i by X_i^k , where

¹ Recently, we have learned that similar results were independently discovered in [6].

² Frequency division multiplexing cannot be allowed as it violates the half-duplex constraint.

the total duration of the protocol is n and $X_i^{(\nu)}$ denotes the input distribution during phase ν . Then X_i^k corresponds to a transmission in the first phase if $k \leq n$, etc. Finally, it is also convenient to denote by $X_{(S)}^k$ the vector of transmission by all nodes in the set S at time k and similarly for $X_{(S)}^{(\nu)}$ as a vector of input distributions.

Encoders are then given by functions $X_i^k(W_{i1}; \dots; W_{im}; Y_i^1; \dots; Y_i^{k-1})$, for $k = 1; \dots; n$ and decoders by $\hat{W}_{jj}(Y_j^1; \dots; Y_j^n; W_{j1}; \dots; W_{jm})$. Given a block size n , a set of encoders and decoders has associated error events $E_{ij} = \{W_{ij} \notin \hat{W}_{ij}(\cdot)\}$, for decoding the message W_{ij} at node j at the end of the block, and the corresponding encoders/decoders result in relative phase durations f_{ij} , where the subscript n indicates that the phase duration depends on the choice of block size (as they must be multiples of $1/n$).

A set of rates $\{R_{ij}\}$ is said to be achievable for a protocol with phase durations f_{ij} , if there exist encoders/decoders for $n = 1; 2; \dots$ with both $P[E_{ij}] \rightarrow 0$ and $f_{ij} \rightarrow f_{ij}$ as $n \rightarrow \infty$ for all i, j . An achievable rate region (resp. capacity region) is the closure of a set of (resp. all) achievable rate tuples for fixed f_{ij} .

B. Basic Results

In the next section, we will use a variation of the cut-set bound. Given a set of pairs $T = \{1; \dots; m\}^2$, we define $R(T|T^c) = \lim_{n \rightarrow \infty} \frac{1}{n} H(W_T | W_{T^c})$ which may be interpreted as the rate of independent information of the links in T to those in T^c . If the W_{ij} are independent and uniformly distributed, then $R(T|T^c) = \sum_{(i,j) \in T} R_{ij}$.

Lemma 1: If in some network the information rates $\{R_{ij}\}$ are achievable for a protocol P with relative durations f_{ij} , then

$$R(T|T^c) \leq \sum_{S \subseteq T} I(X_{(S)}^{(\nu)}; Y_{(S^c)}^{(\nu)} | X_{(S^c)}^{(\nu)}; Q);$$

where $T = \{(i,j) : i \in S; j \in S^c\}$ holds for all $S \subseteq \{1; \dots; m\}$ for a family of conditional distributions $p^{(\nu)}(x_1; x_2; \dots; x_m | y)$ and a discrete time-sharing random variable Q with distribution $p(q)$. Furthermore, each $p^{(\nu)}(x_1; x_2; \dots; x_m | y)p(q)$ must satisfy the constraints (e.g., power) of phase ν of protocol P . \square

Proof: Directly from (15.324) – (15.332) in [2], we have

$$H(W_T | W_{T^c}) \leq \sum_{k=1}^n I(X_{(S)}^k; Y_{(S^c)}^k | X_{(S^c)}^k) + n \epsilon_n; \quad (1)$$

where $\Pr_{i,j} \neq 0$ since $\Pr_{(i,j) \in \mathcal{T}} \Pr_{i,j} \neq 0$ and the distributions $p(x_1^k; \dots; x_m^k; y_1^k; \dots; y_m^k)$ are those induced by the channel and the encoders for which $\Pr_{i,j} \neq 0$ as $n \rightarrow 1$.

Defining Q_1, Q_2, \dots to be discrete random variables uniform over $\{1, \dots, n_1\}; \{n_1 + 1, \dots, n_1 + n_2\}; \dots$

$$H(W_T | W_{T^c}) = \sum_{i,j} \Pr_{i,j} I(X_{(S)}^{Q_i}; Y_{(S^c)}^{Q_i} | X_{(S)}^{Q_i}; Y_{(S^c)}^{Q_i}; Q_i) + n \Pr_{i,j}$$

If we now define the random variable $Q = (Q_1, Q_2, \dots)$, then

$$\frac{1}{n} H(W_T | W_{T^c}) = \sum_{i,j} \Pr_{i,j} I(X_{(S)}^{(i)}; Y_{(S^c)}^{(i)} | X_{(S)}^{(i)}; Y_{(S^c)}^{(i)}; Q) + n \Pr_{i,j} \quad (2)$$

where $X_{(S)}^{(i)} = X_{(S)}^{Q_i}$. Finally, since the distributions $p^{(i)}(x_1; x_2; \dots; x_m | q)p(q)$ are those induced by encoders for which $\Pr_{i,j} \neq 0$, if there are constraints on the encoders (such as a power constraints), these constraints are also valid for the induced distributions $p^{(i)}(x_1; x_2; \dots; x_m | q)p(q)$. ■

C. Protocols

In bi-directional cooperation, two terminal nodes denoted a and b exchange their messages. The messages to be transmitted are $w_a = W_{a \rightarrow b}$, $w_b = W_{b \rightarrow a}$ and the corresponding rates are $R_a = R_{a \rightarrow b}$ and $R_b = R_{b \rightarrow a}$. The two distinct messages w_a and w_b are taken to be independent and uniformly distributed in the set of $\{0, \dots, b2^{nR_a} - 1\} \triangleq S_a$ and $\{0, \dots, b2^{nR_b} - 1\} \triangleq S_b$, respectively. Then w_a and w_b are both members of the additive group Z_L , where $L = \max(b2^{nR_a}, b2^{nR_b})$.

Perhaps the simplest protocol for the bi-directional channel, is that of Direct Transmission (DT) (Fig. 2.i). In this case, since the channel is memoryless, the capacity region from Lemma 1 is :

$$R_a = \max_{p^{(1)}(x_a)} I(X_a^{(1)}; Y_b^{(1)} | X_b^{(1)} = ?)$$

$$R_b = \max_{p^{(2)}(x_b)} I(X_b^{(2)}; Y_a^{(2)} | X_a^{(2)} = ?);$$

where each distribution is over the restricted alphabet X .

With a relay node r , we suggest 3 different decode-and-forward protocols, which we denote as Multiple Access Broadcast (MABC), Time Division Broadcast (TDBC) and Hybrid Broadcast (HBC). Then, the message from a (resp. b) to r is $w_{ar} = w_a$ (resp. $w_{br} = w_b$) and the corresponding rate is $R_{ar} = R_a$ (resp. $R_{br} = R_b$.) In our protocols, all phases are contiguous: they are performed consecutively and are not allowed to be interleaved or re-ordered.

In the MABC protocol (Fig. 2.ii), terminal nodes a and b transmit information simultaneously during phase 1 and the relay r transmits some function of the received messages during phase 2. With this

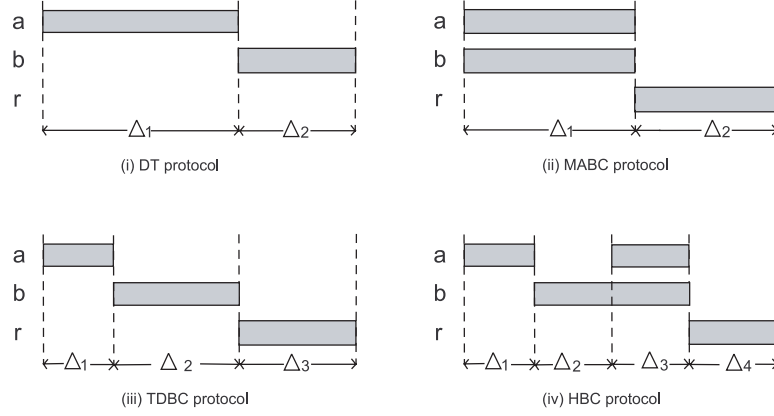


Fig. 2. Proposed protocol diagrams. Shaded areas denote transmission by the respective nodes. It is assumed that all nodes listen when not transmitting.

scheme, we only divide the total time period into two regimes and neither node a nor node b is able to receive any meaningful side-information during the first phase due to the half-duplex constraint.

In the TDBC protocol (Fig. 2.iii), only node a transmits during the first phase and only node b transmits during the second phase. Finally, in phase 3, relay r performs a transmission based on the received data from the first two phases. In this case, node a may attempt to recover the message w_b based on both the transmissions from node b in the second phase and node r in the third phase. We denote the received signal at node a in the second phase as second phase side information. Likewise, node b may also recover w_a based on first phase side information and the received signal at node b during the third phase.

Finally, we consider a Hybrid Broadcast (HBC) protocol (Fig. 2.iv) which is an amalgam of the MABC and TDBC protocols. In this scheme, there are 4 distinct transmissions, two of which result in side-information at a and b.

III. PERFORMANCE BOUNDS

A. MABC Protocol

Theorem 2: The capacity region of the half-duplex bi-directional relay channel with the MABC protocol is the union of

$$\begin{aligned}
 R_a & \leq \min \left(I(X_a^{(1)}; Y_r^{(1)} | X_b^{(1)}; X_r^{(1)} = ?; Q); I(X_r^{(2)}; Y_b^{(2)} | X_a^{(2)} = X_b^{(2)} = ?; Q) \right) \\
 R_b & \leq \min \left(I(X_b^{(1)}; Y_r^{(1)} | X_a^{(1)}; X_r^{(1)} = ?; Q); I(X_r^{(2)}; Y_a^{(2)} | X_a^{(2)} = X_b^{(2)} = ?; Q) \right) \\
 R_a + R_b & \leq I(X_a^{(1)}; X_b^{(1)}; Y_r^{(1)} | X_r^{(1)} = ?; Q)
 \end{aligned}$$

over all joint distributions $p(q)p^{(1)}(x_a|q)p^{(1)}(x_b|q)p^{(2)}(x_r|q)$ with $q \in \mathcal{X}$ over the restricted alphabet \mathcal{X}^3 . \square

Remark: If the relay is not required to decode both messages, then the region above is still achievable, and removing the constraint on the sum-rate $R_a + R_b$ yields an outer bound.

Proof: Achievability:

Random code generation: For simplicity of exposition only, we take $q = 1$ and therefore consider distributions $p^{(1)}(x_a)$, $p^{(1)}(x_b)$ and $p^{(2)}(x_r)$. First we generate random $(n-1)n$ -length sequences $x_a^{(1)}(w_a)$ with $w_a \in \mathcal{S}_a$ and $x_b^{(1)}(w_b)$ with $w_b \in \mathcal{S}_b$, and $(n-2)n$ -length sequences $x_r^{(2)}(w_r)$ with $w_r \in \mathcal{Z}_L$ where $L = \max(b2^{nR_a}, b2^{nR_b})$, according to $p^{(1)}(x_a)$, $p^{(1)}(x_b)$ and $p^{(2)}(x_r)$ respectively.

Encoding: During phase 1, encoders of node a and b send the codewords $x_a^{(1)}(w_a)$ and $x_b^{(1)}(w_b)$ respectively. Relay r estimates \hat{w}_a and \hat{w}_b after phase 1 using jointly typical decoding, then constructs $w_r = \hat{w}_a \oplus \hat{w}_b$ in \mathcal{Z}_L and sends $x_r^{(2)}(w_r)$ during phase 2.

Decoding: a and b estimate w_b and w_a after phase 2 using jointly typical decoding. Since $w_r = w_a \oplus w_b$ and a knows w_a , node a can reduce the number of possible w_r to $b2^{nR_b}$ and likewise at node b, the cardinality is $b2^{nR_a}$.

Error analysis: For convenience of analysis, first define $E_{i,j}^{(v)}$ as the error event at node j that node j attempts to decode w_i at the end of phase v using jointly typical decoding. Let $A_{S,T}^{(v)}$ represents the set of v-weakly typical $(x_S^{(v)}; y_T^{(v)})$ sequences of length $n-1$ according to the input distributions employed in phase v. Also define the events $D_{S,T}^{(v)}(w_S) = \{(x_S^{(v)}(w_S); y_T^{(v)}) \in A_{S,T}^{(v)}\}$, where S and T are disjoint subsets of nodes.

$$P[E_{a,b}] = P[E_{a,r}^{(1)} \cup E_{b,r}^{(1)} \cup E_{r,b}^{(2)}] \quad (3)$$

$$P[E_{a,r}^{(1)} \cup E_{b,r}^{(1)}] + P[E_{r,b}^{(2)} \cap E_{a,r}^{(1)} \cup E_{b,r}^{(1)}] \quad (4)$$

Following the well-known MAC error analysis from (15.72) in [2]:

$$\begin{aligned} P[E_{a,r}^{(1)} \cup E_{b,r}^{(1)}] &= P[D_{\{a,b\},\{r\}}^{(1)}(w_a; w_b)] \\ &= 2^{nR_a} 2^{n-1-n} (I(x_a^{(1)}; y_r^{(1)} | x_b^{(1)}; x_r^{(1)} = ?) - 3) + \\ &= 2^{nR_b} 2^{n-1-n} (I(x_b^{(1)}; y_r^{(1)} | x_a^{(1)}; x_r^{(1)} = ?) - 3) + \\ &= 2^{n(R_a+R_b)} 2^{n-1-n} (I(x_a^{(1)}; y_r^{(1)} | x_b^{(1)}; x_r^{(1)} = ?) - 4) \end{aligned} \quad (5)$$

Also,

$$\begin{aligned} P[E_{r;b}^{(2)} E_{a;r}^{(1)} \setminus E_{b;r}^{(1)}] &= P[D_{frg;fbg}^{(2)}(w_a, w_b)] + P[[w_a \notin w_a D_{frg;fbg}^{(2)}(w_a, w_b)]] \\ &= P[D_{frg;fbg}^{(2)}(w_a, w_b)] + 2^{nR_a} 2^{-n} \mathbb{P}_{z;n}(\mathbb{I}(X_r^{(2)}; Y_b^{(2)} | X_a^{(2)} = X_b^{(2)} = ?) \geq 3) \end{aligned} \quad (6)$$

Since $\epsilon > 0$ is arbitrary, with the conditions of Theorem 2 and the AEP property, we can make the right hand sides of (5) – (6) tend to 0 as $n \rightarrow \infty$. Similarly, $P[E_{b;a}] \rightarrow 0$ as $n \rightarrow \infty$.

Converse: We use Lemma 1 to prove the converse part of Theorem 2. As we have 3 nodes, there are 6 cut-sets, $S_1 = \text{fag}$, $S_2 = \text{fbg}$, $S_3 = \text{frg}$, $S_4 = \text{fa;bg}$, $S_5 = \text{fa;r;g}$ and $S_6 = \text{fb;r;g}$, as well as two rates R_a and R_b . The outer bound corresponding to S_1 is then

$$R_a \leq \mathbb{I}(X_a^{(1)}; Y_r^{(1)}; Y_b^{(1)} | X_r^{(1)}; X_b^{(1)}; Q) + \mathbb{I}(X_a^{(2)}; Y_r^{(2)}; Y_b^{(2)} | X_r^{(2)}; X_b^{(2)}; Q) \quad (7)$$

$$= \mathbb{I}(X_a^{(1)}; Y_r^{(1)} | X_b^{(1)}; X_r^{(1)} = ?; Q); \quad (8)$$

where (8) follows since in the MABC protocol, we must have

$$Y_a^{(1)} = Y_b^{(1)} = X_r^{(1)} = ? \quad (9)$$

$$X_a^{(2)} = X_b^{(2)} = Y_r^{(2)} = ? : \quad (10)$$

We find the outer bounds of the other cut-sets in the same manner:

$$S_2 : R_b \leq \mathbb{I}(X_b^{(1)}; Y_r^{(1)} | X_a^{(1)}; X_r^{(1)} = ?; Q); \quad (11)$$

$$S_3 : R_a \leq \mathbb{I}(X_a^{(1)}; Y_r^{(1)} | X_b^{(1)}; X_r^{(1)} = ?; Q); \quad (12)$$

$$S_4 : R_a + R_b \leq \mathbb{I}(X_a^{(1)}; X_b^{(1)}; Y_r^{(1)} | X_r^{(1)} = ?; Q); \quad (13)$$

$$S_5 : R_a \leq \mathbb{I}(X_r^{(2)}; Y_b^{(2)} | X_a^{(2)} = X_b^{(2)} = ?; Q); \quad (14)$$

$$S_6 : R_b \leq \mathbb{I}(X_r^{(2)}; Y_a^{(2)} | X_a^{(2)} = X_b^{(2)} = ?; Q); \quad (15)$$

Together, (8), (11) – (15) and the fact that the half-duplex nature of the channel constrains $X_a^{(1)}$ to be conditionally independent of $X_b^{(1)}$ given Q yields the converse. By Fenchel-Bunt's extension of the Carathéodory theorem [3], it is sufficient to restrict \mathcal{Q} to \mathcal{Q}_5 . \blacksquare

B. TDBC Protocol

Theorem 3: An achievable region of the half-duplex bi-directional relay channel with the TDBC protocol is the union of

$$\begin{aligned} R_a \quad \text{m in} \quad & {}_1\mathcal{I}(\mathbf{X}_a^{(1)}; \mathbf{Y}_r^{(1)} | \mathbf{X}_b^{(1)} = \mathbf{X}_r^{(1)} = ?; \mathbf{Q}); \\ & {}_1\mathcal{I}(\mathbf{X}_a^{(1)}; \mathbf{Y}_b^{(1)} | \mathbf{X}_b^{(1)} = \mathbf{X}_r^{(1)} = ?; \mathbf{Q}) + {}_3\mathcal{I}(\mathbf{X}_r^{(3)}; \mathbf{Y}_b^{(3)} | \mathbf{X}_a^{(3)} = \mathbf{X}_b^{(3)} = ?; \mathbf{Q}) \\ R_b \quad \text{m in} \quad & {}_2\mathcal{I}(\mathbf{X}_b^{(2)}; \mathbf{Y}_r^{(2)} | \mathbf{X}_a^{(2)} = \mathbf{X}_r^{(2)} = ?; \mathbf{Q}); \\ & {}_2\mathcal{I}(\mathbf{X}_b^{(2)}; \mathbf{Y}_a^{(2)} | \mathbf{X}_a^{(2)} = \mathbf{X}_r^{(2)} = ?; \mathbf{Q}) + {}_3\mathcal{I}(\mathbf{X}_r^{(3)}; \mathbf{Y}_a^{(3)} | \mathbf{X}_a^{(3)} = \mathbf{X}_b^{(3)} = ?; \mathbf{Q}) \end{aligned}$$

over all joint distributions $p(q)p^{(1)}(\mathbf{x}_a|q)p^{(2)}(\mathbf{x}_b|q)p^{(3)}(\mathbf{x}_r|q)$ with $q \in \mathcal{Q}$ over the restricted alphabet \mathcal{X}^3 . \square

Proof: Random code generation: First, we generate a partition of S_a randomly by independently assigning every index $w_a \in S_a$ to a set $S_{a,i}$, with a uniform distribution over the indices $i \in \{0, \dots, b^{2^{nR_a}} - 1\}$. We denote by $s_a(w_a)$ the index i of $S_{a,i}$ to which w_a belongs and likewise, a partition for $w_b \in S_b$ is similarly constructed. For simplicity of exposition, we take $q \in \mathcal{Q}$. For any $q \in \mathcal{Q}$ and distributions $p^{(1)}(\mathbf{x}_a)$, $p^{(2)}(\mathbf{x}_b)$ and $p^{(3)}(\mathbf{x}_r)$, we generate random $(n - 1/n)$ -length sequences $\mathbf{x}_a^{(1)}(w_a)$ with $w_a \in S_a$, $(n - 2/n)$ -length sequences $\mathbf{x}_b^{(2)}(w_b)$ with $w_b \in S_b$ and $(n - 3/n)$ -length sequences $\mathbf{x}_r^{(3)}(w_r)$ with $w_r \in Z_L$, $L = b^{2^{n \max\{R_a, R_b\}}} b^{2^{nR_0}}$.

Encoding: During phase 1 (resp. phase 2), the encoder at node a (resp. node b) sends the codeword $\mathbf{x}_a^{(1)}(w_a)$ (resp. $\mathbf{x}_b^{(2)}(w_b)$). Relay r estimates \hat{w}_a and \hat{w}_b after phases 1 and 2 resp. The relay constructs $w_r = s_a(\hat{w}_a) \oplus s_b(\hat{w}_b)$ in Z_L , and sends $\mathbf{x}_r^{(3)}(w_r)$ in phase 3.

Decoding: Terminal nodes a and b estimate the indices $s_b(w_b)$ and $s_a(w_a)$ after phase 3 from $\mathbf{x}_r^{(3)}$ and then decode w_b and w_a if there exists a unique $w_b \in S_b \setminus A_{fbg;fag}^{(2)}$ and $w_a \in S_a \setminus A_{fag;fbg}^{(1)}$.

Error analysis: We use the same definitions of $A_{S;T}^{(i)}$, $E_{i;j}^{(i)}$ and $D_{S;T}^{(i)}(w_S)$ as in the proof of Theorem 2. Then:

$$P[E_{a;b}] = P[E_{a;r}^{(1)} | E_{b;r}^{(2)} | E_{r;b}^{(3)} | E_{a;b}^{(3)}] \quad (16)$$

$$P[E_{a;r}^{(1)}] + P[E_{b;r}^{(2)}] + P[E_{r;b}^{(3)} | E_{a;r}^{(1)} \setminus E_{b;r}^{(2)}] + P[E_{a;b}^{(3)} | E_{a;r}^{(1)} \setminus E_{b;r}^{(2)} | E_{r;b}^{(3)}] \quad (17)$$

Also

$$P[E_{a;r}^{(1)}] = P[D_{fag;fbg}^{(1)}(w_a)] + 2^{nR_a} 2^{n - 1/n} (I(\mathbf{X}_a^{(1)}; \mathbf{Y}_r^{(1)} | \mathbf{X}_b^{(1)} = \mathbf{X}_r^{(1)} = ?) - 3) \quad (18)$$

$$P[E_{b;r}^{(2)}] = P[D_{fbg;fag}^{(2)}(w_b)] + 2^{nR_b} 2^{n - 2/n} (I(\mathbf{X}_b^{(2)}; \mathbf{Y}_r^{(2)} | \mathbf{X}_a^{(2)} = \mathbf{X}_r^{(2)} = ?) - 3) \quad (19)$$

$$\begin{aligned}
P[E_{r;b}^{(3)} E_{a;r}^{(1)} \setminus E_{b;r}^{(2)}] &= P[D_{f;rg;fbg}^{(3)}(S_a(w_a) \quad S_b(w_b))] + P[[S_a \notin S_a(w_a) D_{f;rg;fbg}^{(3)}(S_a \quad S_b(w_b))]] \\
&= P[D_{f;rg;fbg}^{(3)}(S_a(w_a) \quad S_b(w_b))] + 2^{nR_{a0}} 2^{-n} \mathbb{P}_{1;n}(\mathbb{I}(X_r^{(3)}; Y_b^{(3)}) \mathbb{J}_a^{(3)} = X_b^{(3)} = ?) \quad 3) \quad 2^{-nR_{a0}} \\
&= P[D_{f;rg;fbg}^{(3)}(S_a(w_a) \quad S_b(w_b))] + 2^{n(R_{a0} - 1)} \mathbb{P}_{1;n}(\mathbb{I}(X_a^{(1)}; Y_b^{(1)}) \mathbb{J}_b^{(1)} = X_r^{(1)} = ?) \quad 3) \quad 2^{-nR_{a0}} \\
&= P[D_{f;rg;fbg}^{(1)}(w_a)] + P[[w_a \notin w_a D_{f;rg;fbg}^{(1)}(w_a); S_a(w_a) = S_a(w_a)]] \\
&= P[D_{f;rg;fbg}^{(1)}(w_a)] + 2^{nR_a} 2^{-n} \mathbb{P}_{1;n}(\mathbb{I}(X_a^{(1)}; Y_b^{(1)}) \mathbb{J}_b^{(1)} = X_r^{(1)} = ?) \quad 3) \quad 2^{-nR_{a0}} \\
&= P[D_{f;rg;fbg}^{(1)}(w_a)] + 2^{n(R_a - 1)} \mathbb{P}_{1;n}(\mathbb{I}(X_a^{(1)}; Y_b^{(1)}) \mathbb{J}_b^{(1)} = X_r^{(1)} = ?) \quad R_{a0} + 3) \quad 2^{-nR_{a0}}
\end{aligned} \tag{20}$$

$$\begin{aligned}
P[E_{a;b}^{(3)} E_{a;r}^{(1)} \setminus E_{b;r}^{(2)} \setminus E_{r;b}^{(3)}] &= P[D_{f;rg;fbg}^{(1)}(w_a)] + P[[w_a \notin w_a D_{f;rg;fbg}^{(1)}(w_a); S_a(w_a) = S_a(w_a)]] \\
&= P[D_{f;rg;fbg}^{(1)}(w_a)] + 2^{nR_a} 2^{-n} \mathbb{P}_{1;n}(\mathbb{I}(X_a^{(1)}; Y_b^{(1)}) \mathbb{J}_b^{(1)} = X_r^{(1)} = ?) \quad 3) \quad 2^{-nR_{a0}} \\
&= P[D_{f;rg;fbg}^{(1)}(w_a)] + 2^{n(R_a - 1)} \mathbb{P}_{1;n}(\mathbb{I}(X_a^{(1)}; Y_b^{(1)}) \mathbb{J}_b^{(1)} = X_r^{(1)} = ?) \quad R_{a0} + 3) \quad 2^{-nR_{a0}}
\end{aligned} \tag{21}$$

Since $\epsilon > 0$ is arbitrary, with the proper choice of R_{a0} , the conditions of Theorem 3 and the AEP property, we can make the right hand sides of (18) – (21) vanish as $n \rightarrow \infty$. Similarly, $P[E_{b;a}] \rightarrow 0$ as $n \rightarrow \infty$. By Fenchel-Bunt's extension of the Carathéodory theorem in [3], it is sufficient to restrict $\mathcal{D} \subseteq \mathcal{X}^3$. ■

Theorem 4: (Outer bound) The capacity region of the half-duplex bi-directional relay channel with the TDBC protocol is outer bounded by

$$\begin{aligned}
R_a &= \inf_{\mathbb{P}_1} \mathbb{I}(X_a^{(1)}; Y_r^{(1)}; Y_b^{(1)} \mathbb{J}_b^{(1)} = X_r^{(1)} = ?; Q); \\
&\quad \mathbb{I}(X_a^{(1)}; Y_b^{(1)} \mathbb{J}_b^{(1)} = X_r^{(1)} = ?; Q) + \mathbb{I}(X_r^{(3)}; Y_b^{(3)} \mathbb{J}_a^{(3)} = X_b^{(3)} = ?; Q) g \\
R_b &= \inf_{\mathbb{P}_2} \mathbb{I}(X_b^{(2)}; Y_r^{(2)}; Y_a^{(2)} \mathbb{J}_a^{(2)} = X_r^{(2)} = ?; Q); \\
&\quad \mathbb{I}(X_b^{(2)}; Y_a^{(2)} \mathbb{J}_a^{(2)} = X_r^{(2)} = ?; Q) + \mathbb{I}(X_r^{(3)}; Y_a^{(3)} \mathbb{J}_a^{(3)} = X_b^{(3)} = ?; Q) g
\end{aligned}$$

for some choice of the joint distribution $p(q)p^{(1)}(x_a, y_r)p^{(2)}(x_b, y_r)p^{(3)}(x_r, y_r)$ with $\mathcal{D} \subseteq \mathcal{X}^3$ over the restricted alphabet \mathcal{X}^3 . □

Remark: Since the outer bound due to S_4 in the above theorem is implied by those of S_1 and S_2 , the outerbound in the theorem remains identical if the decode-and-forward constraint is relaxed.

Proof outline: The proof of Theorem 4 follows the same argument as in the proof of the converse part of Theorem 2. ■

C. HBC Protocol

Theorem 5: An achievable region of the half-duplex bi-directional relay channel with the HBC protocol is the union of

$$\begin{aligned}
 R_a \quad \text{m in} \quad & {}_1\mathbb{I}(\mathbb{X}_a^{(1)}; \mathbb{Y}_r^{(1)} | \mathbb{X}_b^{(1)} = \mathbb{X}_r^{(1)} = ?; \mathbb{Q}) + {}_3\mathbb{I}(\mathbb{X}_a^{(3)}; \mathbb{Y}_r^{(3)} | \mathbb{X}_b^{(3)}; \mathbb{X}_r^{(3)} = ?; \mathbb{Q}); \\
 & {}_1\mathbb{I}(\mathbb{X}_a^{(1)}; \mathbb{Y}_b^{(1)} | \mathbb{X}_b^{(1)} = \mathbb{X}_r^{(1)} = ?; \mathbb{Q}) + {}_4\mathbb{I}(\mathbb{X}_r^{(4)}; \mathbb{Y}_b^{(4)} | \mathbb{X}_a^{(4)} = \mathbb{X}_b^{(4)} = ?; \mathbb{Q}) \\
 R_b \quad \text{m in} \quad & {}_2\mathbb{I}(\mathbb{X}_b^{(2)}; \mathbb{Y}_r^{(2)} | \mathbb{X}_a^{(2)} = \mathbb{X}_r^{(2)} = ?; \mathbb{Q}) + {}_3\mathbb{I}(\mathbb{X}_b^{(3)}; \mathbb{Y}_r^{(3)} | \mathbb{X}_a^{(3)}; \mathbb{X}_r^{(3)} = ?; \mathbb{Q}); \\
 & {}_2\mathbb{I}(\mathbb{X}_b^{(2)}; \mathbb{Y}_a^{(2)} | \mathbb{X}_a^{(2)} = \mathbb{X}_r^{(2)} = ?; \mathbb{Q}) + {}_4\mathbb{I}(\mathbb{X}_r^{(4)}; \mathbb{Y}_a^{(4)} | \mathbb{X}_a^{(4)} = \mathbb{X}_b^{(4)} = ?; \mathbb{Q}) \\
 R_a + R_b \quad & {}_1\mathbb{I}(\mathbb{X}_a^{(1)}; \mathbb{Y}_r^{(1)} | \mathbb{X}_b^{(1)} = \mathbb{X}_r^{(1)} = ?; \mathbb{Q}) + {}_2\mathbb{I}(\mathbb{X}_b^{(2)}; \mathbb{Y}_r^{(2)} | \mathbb{X}_a^{(2)} = \mathbb{X}_r^{(2)} = ?; \mathbb{Q}) + \\
 & {}_3\mathbb{I}(\mathbb{X}_a^{(3)}; \mathbb{X}_b^{(3)}; \mathbb{Y}_r^{(3)} | \mathbb{X}_r^{(3)} = ?; \mathbb{Q})
 \end{aligned}$$

over the distribution $p(q)p^{(1)}(x_a|q)p^{(2)}(x_b|q)p^{(3)}(x_a, x_b|q)p^{(4)}(x_r|q)$ over the alphabet \mathbb{X}^5 with $\mathbb{Q} \subseteq \mathbb{X}^5$. \square

Proof outline: Generate random codewords $x_a^{(1)}(w_a)$, $x_b^{(2)}(w_b)$, $x_a^{(3)}(w_a)$, $x_b^{(3)}(w_b)$. Relay r receives data from terminal nodes during phases 1 – 3, which is decoded by the relay using a MAC protocol to recover w_a , w_b . Theorem 5 then follows the same argument as the proof of Theorem 3. \blacksquare

Theorem 6: (Outer bound) The capacity region of the half-duplex bi-directional relay channel with the HBC protocol is outer bounded by the union

$$\begin{aligned}
 R_a \quad \text{m in} \quad & {}_1\mathbb{I}(\mathbb{X}_a^{(1)}; \mathbb{Y}_r^{(1)}; \mathbb{Y}_b^{(1)} | \mathbb{X}_b^{(1)} = \mathbb{X}_r^{(1)} = ?; \mathbb{Q}) + {}_3\mathbb{I}(\mathbb{X}_a^{(3)}; \mathbb{Y}_r^{(3)} | \mathbb{X}_b^{(3)}; \mathbb{X}_r^{(3)} = ?; \mathbb{Q}); \\
 & {}_1\mathbb{I}(\mathbb{X}_a^{(1)}; \mathbb{Y}_b^{(1)} | \mathbb{X}_b^{(1)} = \mathbb{X}_r^{(1)} = ?; \mathbb{Q}) + {}_4\mathbb{I}(\mathbb{X}_r^{(4)}; \mathbb{Y}_b^{(4)} | \mathbb{X}_a^{(4)} = \mathbb{X}_b^{(4)} = ?; \mathbb{Q}) \\
 R_b \quad \text{m in} \quad & {}_2\mathbb{I}(\mathbb{X}_b^{(2)}; \mathbb{Y}_r^{(2)}; \mathbb{Y}_a^{(2)} | \mathbb{X}_a^{(2)} = \mathbb{X}_r^{(2)} = ?; \mathbb{Q}) + {}_3\mathbb{I}(\mathbb{X}_b^{(3)}; \mathbb{Y}_r^{(3)} | \mathbb{X}_a^{(3)}; \mathbb{X}_r^{(3)} = ?; \mathbb{Q}); \\
 & {}_2\mathbb{I}(\mathbb{X}_b^{(2)}; \mathbb{Y}_a^{(2)} | \mathbb{X}_a^{(2)} = \mathbb{X}_r^{(2)} = ?; \mathbb{Q}) + {}_4\mathbb{I}(\mathbb{X}_r^{(4)}; \mathbb{Y}_a^{(4)} | \mathbb{X}_a^{(4)} = \mathbb{X}_b^{(4)} = ?; \mathbb{Q}) \\
 R_a + R_b \quad & {}_1\mathbb{I}(\mathbb{X}_a^{(1)}; \mathbb{Y}_r^{(1)} | \mathbb{X}_b^{(1)} = \mathbb{X}_r^{(1)} = ?; \mathbb{Q}) + {}_2\mathbb{I}(\mathbb{X}_b^{(2)}; \mathbb{Y}_r^{(2)} | \mathbb{X}_a^{(2)} = \mathbb{X}_r^{(2)} = ?; \mathbb{Q}) + \\
 & {}_3\mathbb{I}(\mathbb{X}_a^{(3)}; \mathbb{X}_b^{(3)}; \mathbb{Y}_r^{(3)} | \mathbb{X}_r^{(3)} = ?; \mathbb{Q})
 \end{aligned}$$

over all joint distributions $p(q)p^{(1)}(x_a|q)p^{(2)}(x_b|q)p^{(3)}(x_a, x_b|q)p^{(4)}(x_r|q)$ with $\mathbb{Q} \subseteq \mathbb{X}^5$ over the restricted alphabet \mathbb{X}^5 . \square

Remark: If the relay is not required to decode both messages, then removing the constraint on the sum-rate $R_a + R_b$ in the region above yields an outer bound.

Proof outline: To prove Theorem 6 we follow the same argument as the proof of the converse part of Theorem 2. \blacksquare

IV. THE GAUSSIAN CASE

In the following section, we apply the performance bounds derived in the previous section to the AWGN channel with pass loss. Then the mathematical channel model is

$$X_a[k] \in \mathbb{C}; X_b[k] \in \mathbb{C}; X_r[k] = 0; Y_r[k] = g_{ar}X_a[k] + g_{br}X_b[k] + Z_r[k] \quad (22)$$

$$X_a[k] = 0; X_b[k] \in \mathbb{C}; X_r[k] \in \mathbb{C}; Y_a[k] = g_{ra}X_r[k] + g_{ba}X_b[k] + Z_a[k] \quad (23)$$

$$X_a[k] \in \mathbb{C}; X_b[k] = 0; X_r[k] \in \mathbb{C}; Y_b[k] = g_{rb}X_r[k] + g_{ab}X_a[k] + Z_b[k]; \quad (24)$$

If two nodes, say a and b are silent, then :

$$X_a[k] = X_b[k] = 0; X_r[k] \in \mathbb{C}; Y_a[k] = g_{ra}X_r[k] + Z_a[k] \quad (25)$$

$$Y_b[k] = g_{rb}X_r[k] + Z_b[k] \quad (26)$$

and analogously for other pairs of nodes, where the effective complex channel gain g_{ij} between nodes i and j combines both quasi-static fading and path loss and the channels are reciprocal, i.e., $g_{ij} = g_{ji}$. For convenience, we define $G_{ij} \triangleq |g_{ij}|^2$, i.e. G_{ij} incorporates path loss and fading effects on received power. Furthermore, we suppose the interesting case that $G_{ab} = G_{ar} = G_{br}$. Finally, we assume full Channel State Information (CSI) at all nodes (i.e. each node is fully aware of g_{ab} , g_{br} and g_{ar}) and that each node has the same transmit power P for each phase, employs a complex Gaussian codebook and the noise is of unit power, additive, white Gaussian, complex and circularly symmetric. For convenience of analysis, we also define the function $C(x) \triangleq \log_2(1+x)$.

A. Time optimization

For a fading AWGN channel, we can optimize the α_i 's for given channel mutual informations in order to maximize the achievable sum rate ($R_a + R_b$). First, we optimize the time periods in each protocol and compare the achievable sum rates obtained to determine an optimal transmission strategy in terms of sum-rate in a given channel. For example, applying Theorem 3 to the fading AWGN channel, the optimization constraints for the TDBC protocol are³:

$$R_a = \min_{\alpha_1} C(P G_{ar}); \quad \alpha_1 C(P G_{ab}) + \alpha_3 C(P G_{br}) \quad (27)$$

$$R_b = \min_{\alpha_2} C(P G_{br}); \quad \alpha_2 C(P G_{ab}) + \alpha_3 C(P G_{ar}) \quad (28)$$

We have taken $\alpha_j = 1$ in the derivation of (27) and (28), since a Gaussian distribution simultaneously maximizes each mutual information term individually as each node is assumed to transmit with at most

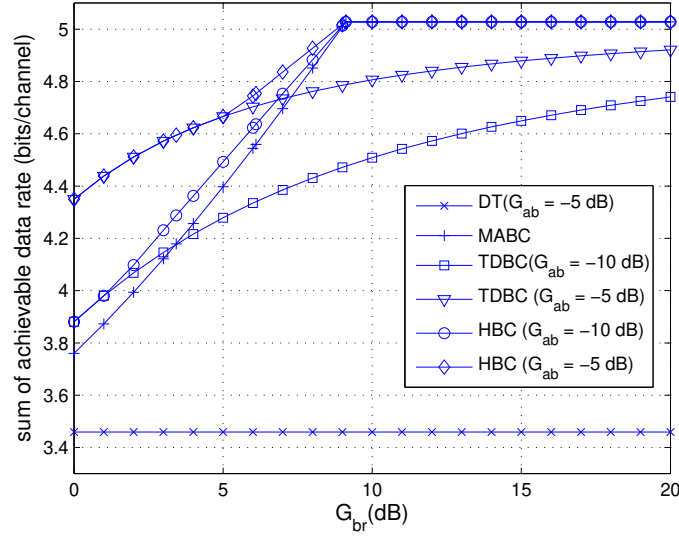


Fig. 3. The achievable sum rates of the protocols ($P = 15$ dB, $G_{ar} = 0$ dB)

power P during each phase. Linear programming may then be used to find optimal time durations. We focus here on the results of the optimization.

The optimal sum rate corresponding to the inner bounds of the protocols is plotted in Fig. 3. As expected, the optimal sum rate of the HBC protocol is always greater than or equal to those of the other protocols since the MABC and TDBC protocols are special cases of the HBC protocol. Notably, the sum rate of the HBC protocol is strictly greater than the other cases in some regimes. This implies that the HBC protocol does not reduce to either of the MABC or TDBC protocols in general.

B. Achievable regions and outer bounds

In the MABC protocol, the performance region is known. However, in the other cases, there exists a gap between the expressions. An achievable region of the 4 protocols and an outer bound for the TDBC protocol is plotted in Fig. 4 (in the low SNR regime) and Fig. 5 (in the high SNR regime). As expected, in the low SNR regime, the MABC protocol dominates the TDBC protocol since the effect of the side information is relatively small in this regime. The TDBC protocol is also disadvantaged by the fact that it has one more phase compared to the MABC protocol. However, the TDBC protocol is better in the

³The power constraint is satisfied almost surely as $n \rightarrow \infty$ in the random coding argument by limiting the optimization to normal distributions for which $E[X^2] < P$.

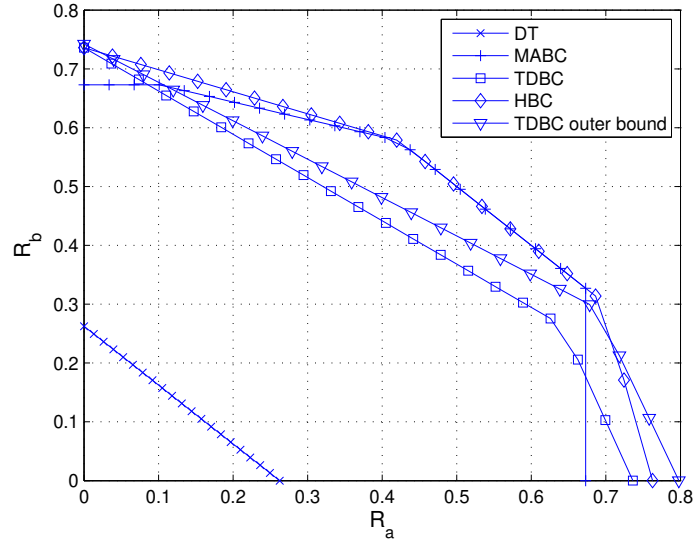


Fig. 4. Achievable rate regions and outer bounds ($P = 0$ dB, $G_{ar} = 0$ dB, $G_{br} = 5$ dB, $G_{ab} = 7$ dB)

high SNR regime. It is difficult to compute the outer bound of the HBC protocol numerically since, as opposed to the TDBC case, it is not clear that jointly Gaussian distributions are optimal due to the joint distribution $p^{(3)}(\mathbf{x}_a, \mathbf{x}_b, \mathbf{y})$ as well as the conditional mutual information terms in Theorem 6. For this reason, we do not numerically evaluate the outer bound. Notably, some achievable HBC rate pairs are outside the *outer bounds* of the MABC and TDBC protocols.

REFERENCES

- [1] R. Ahlswede, N. Cai, S.-Y. R. Li, and R. W. Yeung, “Network information flow,” *IEEE Trans. Inform. Theory*, vol. 46, pp. 1204–1216, 2000.
- [2] T. Cover and J. Thomas, *Elements of Information Theory*, 2nd ed. New York:Wiley, 2006.
- [3] J. B. Hiriart-Urruty and C. Lemaréchal, *Fundamentals of Convex Analysis*. New York; Springer, 2001.
- [4] P. Larsson, N. Johansson, and K.-E. Sunell, “Coded bi-directional relaying,” in *the 5th Scandanavian Workshop on Wireless ad-hoc Networks*, Stockholm, May 2005.
- [5] —, “Coded bi-directional relaying,” in *Proc. IEEE Veh. Technol. Conf. - Spring*, 2006, pp. 851–855.
- [6] T. J. Oechtering, C. Schnurr, I. Bjelakovic, and H. Boche, “Achievable rate region of a two phase bidirectional relay channel,” in *Proc. Conf. on Inf. Sci. and Sys.*, Baltimore, MD, Mar. 2007.
- [7] P. Popovski and H. Yomo, “The anti-packets can increase the achievable throughput of a wireless multi-hop network,” in *Proc. IEEE Int. Conf. Commun.*, 2006, pp. 3885–3890.
- [8] —, “Bi-directional amplification of throughput in a wireless multi-hop network,” in *Proc. IEEE Veh. Technol. Conf. - Spring*, 2006, pp. 588–593.

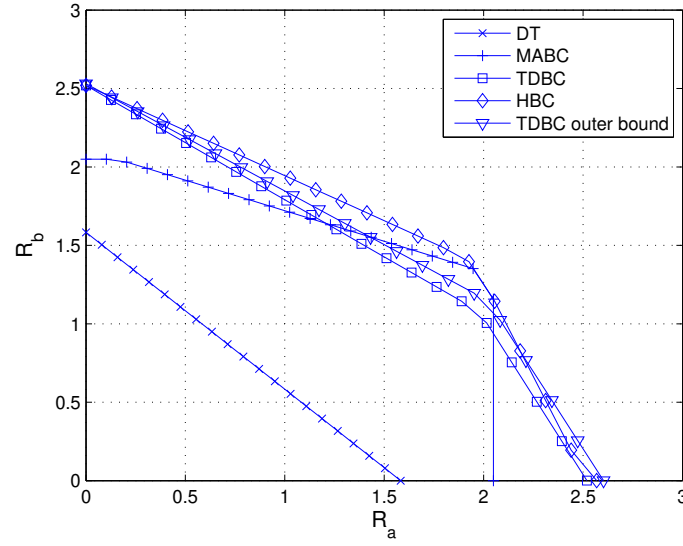


Fig. 5. Achievable rate regions and outer bounds ($P = 10$ dB, $G_{ar} = 0$ dB, $G_{br} = 5$ dB, $G_{ab} = 7$ dB)

- [9] B. Rankov and A. Wittneben, “Achievable rate regions for the two-way relay channel,” in *Proc. IEEE Int. Symp. Inform. Theory*, Seattle, July 2006, pp. 1668–1672.
- [10] C. E. Shannon, “Two-way communications channels,” in *4th Berkeley Symp. Math. Stat. Prob.*, Chicago, IL, June 1961, pp. 611–644.
- [11] Y. Wu, P. A. Chou, and S.-Y. Kung, “Information exchange in wireless networks with network coding and physical-layer broadcast,” Microsoft Research, Tech. Rep., Aug. 2004, MSR-TR-2004-78.
- [12] —, “Information exchange in wireless networks with network coding and physical-layer broadcast,” in *Proc. Conf. on Inf. Sci. and Sys.*, Baltimore, MD, Mar. 2005.
- [13] L. L. Xie, “Network coding and random binning for multi-user channels,” in *the 10th Canadian Workshop on Information Theory*, Edmonton, Alberta, Canada, June 2007, pp. 85 – 88.