

Performance Bounds for Bi-Directional Coded Cooperation Protocols

Sang Joon Kim, Patrick Mitran, and Vahid Tarokh

Abstract

In coded bi-directional cooperation, two nodes wish to exchange messages over a shared half-duplex channel with the help of a relay. In this paper, we derive capacity bounds for this problem for each of three protocols.

The first protocol is a two phase protocol where both users simultaneously transmit during the first phase and the relay alone transmits during the second. In this protocol, our bounds are tight.

The second protocol considers sequential transmissions from the two users followed by a transmission from the relay while the third protocol is a hybrid of the first two protocols and has four phases. In the latter two protocols the inner and outer bounds are not identical, and differ in a manner similar to the inner and outer bounds of Cover's relay channel. Numerical evaluation shows that at least in some cases of interest our bounds do not differ significantly.

Finally, in the Gaussian case with path loss, we derive achievable rates and compare the relative merits of each protocol in various regimes. This case is of interest in cellular systems. Surprisingly, we find that in some cases, the achievable rate region of the four phase protocol sometimes contains points that are outside the outer bounds of the other protocols.

Index Terms

Cooperation, capacity bounds, performance bounds, bi-directional communication, network coding.

I. INTRODUCTION

Consider two users, denoted by a and b , who wish to share independent messages over a shared channel. Traditionally, this problem is known as the two-way channel [2] with well known bounds on its capacity region going as far back as [10].

The authors are with the School of Engineering and Applied Sciences, Harvard University, Cambridge, MA 02138. Emails: sangkim@fas.harvard.edu, mitran@deas.harvard.edu, vahid@deas.harvard.edu.

In many realistic broadcast environments, such as wireless communications, it is not unreasonable to assume the presence of a third node which may aid in the exchange of a and b's messages. In particular, if a is a mobile user and b is a base station, then we may suppose the presence of a relay station r to assist in the bi-directional communication.

Traditionally, without the presence of the relay station, communication between nodes a and b is performed in two steps: first a transmits its message to b followed by similar transmission from b to a (illustrated in Fig. 1.i). In the presence of relay node r, one might initially assume that four phases are needed (see Fig. 1.ii). However, by taking advantage of the shared wireless medium, it is known that the third and fourth transmissions may be combined (Fig. 1.iii) into a single transmission using, for example, ideas from network coding [1]. In particular, if the messages of a and b are w_a and w_b respectively and belong to a group, then it is sufficient for the relay node to successfully transmit $w_a \oplus w_b$ simultaneously to a and b. In [4], [5], such a three phase coded bi-directional protocol is considered when the group is \mathbb{Z}_2^k , the binary operator is component-wise modulo 2 addition (i.e., exclusive or) and encoding is performed linearly to produce parity bits. As each user transmits sequentially, each user is amenable to receive "side-information" from the opposite user during one of the first two phases. The work in [4], [5] then considers methods of combining the soft information thus obtained on the parity bits with that from the relay's transmission using methods such as Chase Combining (CC) and show that with optimal power allocation, throughput can be increased by up to 33% over a four phase protocol.

The works of [7] and [8] not only consider the three phase protocol, but combine the first two phases into a single joint transmission by nodes a and b followed by a single transmission by the relay which forwards its received signal (Fig. 1.iv). The forwarding may consist of amplification [8] or symbol by symbol denoising [7]. Further analysis and comparison of the performance of these 3 protocols has been carried out in [7] and [8]. Coded bi-directional cooperation may also be extended for the case of multiple relaying nodes [11], [12]. In [9], achievable rate regions are derived assuming full duplex capabilities at all nodes.

In this paper, we are interested in determining fundamental bounds on the performance of coded bi-directional communications assuming various protocols for half-duplex channels. In the case of a two phase protocol where both users transmit simultaneously in the first phase followed by a transmission from the relay, we derive the exact capacity¹. In the case of three or more phase protocols, we take into account any side information that a node may acquire when it is not transmitting and derive inner and outer bounds on the capacity regions. While these bounds are not tight, they differ in a manner similar to the bounds on Cover's relay channel [3]. Most surprisingly, we find that a four phase hybrid protocol

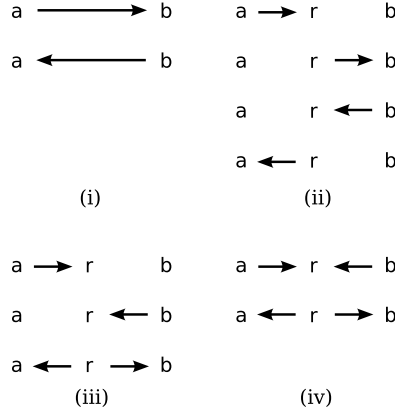


Fig. 1. (i) Traditional approach, (ii) Naive four phase bi-directional cooperation, (iii) coded broadcast three phase protocol, (iv) two phase protocol.

is sometimes strictly better than the two or three phase protocols previously introduced in the literature. This paper is structured as follows. In Section II, we introduce our notation and define the protocols that we will consider. In Section III, we derive the performance bounds for the protocols while in Section IV, we numerically compute these bounds for fading Gaussian channels. Finally, in Section V, we summarize our results.

II. PRELIMINARIES

A. Notation and Definitions

In this section, we first introduce our notation and formally define the protocols that will be used in the rest of the paper. We consider two terminal nodes a and b , and one relay node r . Each terminal node, a (resp. b), has its own message, w_a (resp. w_b), that it wishes to send to the opposite terminal node, node b (resp. a). To this end, the relay node r may assist in the bi-directional endeavor. As is customary in much of the previous literature, our protocols require the relay to decode the messages that are exchanged between a and b , i.e., decode and forward (see for example [7], [8] where this is not the case.)

In this paper, we study the performance of various multi-phase communication protocols. We will denote the encoded output of node i during phase j by $X_i^{(j)}$. Likewise, the random variable $Y_i^{(j)}$ denotes the noisy reception at node i during phase j . For example, $X_a^{(2)}$ denotes a transmission at node a in the second phase while $Y_r^{(1)}$ denotes a received signal at the relay in the first phase.

¹ Recently, we have learned that similar results were independently discovered in [6].

This notation is convenient as we assume that a node cannot receive and transmit at the same time. For example, if $X_a^{(1)}$ is non-constant, then the half-duplex constraint requires that the received $Y_a^{(1)}$ be fixed to a constant, say \emptyset . Likewise, if node i is listening to the channel during phase j , then we must have $X_i^{(j)} = \emptyset$.

The objective of this paper is to determine achievable data rates and outer bounds on these. We use R_a and R_b for the transmitted data rate of the terminal node a and b respectively. In particular, we assume that $w_a \in \{0, \dots, \lfloor 2^{nR_a} \rfloor - 1\} := \mathcal{S}_a$ and $w_b \in \{0, \dots, \lfloor 2^{nR_b} \rfloor - 1\} := \mathcal{S}_b$. Then w_a and w_b are both members of the additive group \mathbb{Z}_L , where $L = \max(\lfloor 2^{nR_a} \rfloor, \lfloor 2^{nR_b} \rfloor)$.

For a given protocol P, we denote by $\Delta_j \geq 0$ the relative time duration of the j^{th} phase. Clearly, $\sum_j \Delta_j = 1$. It is also convenient to denote the transmission at time k , $1 \leq k \leq n$ at node i by X_i^k , where the total duration of the protocol is n . Then X_i^k corresponds to a transmission in the first phase if $k < \Delta_1 n$, etc. Finally, it is also convenient to denote by $X_{(S)}^k$ the vector of transmission by all nodes in the set S at time k .

B. Basic Results

In the next section, we will use a variation of the cut-set bound. For completeness, we now provide the result.

Lemma 1: If in some network the information rates $\{R^{(ij)}\}$ are achievable with a protocol P of block size n and error probability of no more than $\tilde{\epsilon}_n$, then

$$\begin{aligned} R_{\Sigma}(S \rightarrow S^c) &\leq \frac{1}{n} \sum_{k=1}^n I(X_{(S)}^k; Y_{(S^c)}^k | X_{(S^c)}^k) + \tilde{\epsilon}_n \\ &= \sum_i \Delta_i I(X_{(S)}^{(i)}; Y_{(S^c)}^{(i)} | X_{(S^c)}^{(i)}, Q) + \epsilon_n, \end{aligned}$$

where $R_{\Sigma}(S \rightarrow S^c)$ denotes the total rate of independent information sent from set S to set S^c (that is also independent of the information sent from S^c), holds with $\lim \tilde{\epsilon}_n = \lim \epsilon_n$ for a family of conditional distributions $p^{(i)}(x_1, x_2, \dots, x_m | q)$ and a discrete time-sharing random variable Q with distribution $p(q)$ for all $S \subset \{1, 2, \dots, m\}$. Furthermore, each $p^{(i)}(x_1, x_2, \dots, x_m | q)p(q)$ must satisfy the constraints of phase i of protocol P. \square

Proof: This follows from equations (14.324) and (14.325) of Theorem 14.10.1 in [2] starting with (14.316). That the family of distributions must satisfy the constraints of the protocol follows from the fact that the distributions derived in (14.324) and (14.325) are the empirical distributions induced by the protocol. \blacksquare

C. Protocols

Perhaps the simplest protocol for the bi-directional relay channel, is that of Direct Transmission (DT) (Fig. 2.i). In this protocol, nodes a and b exchange their messages without assistance from r in two contiguous transmissions, the first from node a and the second from node b. In this case, it is easy to see that the capacity region is:

$$\begin{aligned} R_a &\leq \Delta_1 I(X_a^{(1)}; Y_b^{(1)}) \\ R_b &\leq \Delta_2 I(X_b^{(2)}; Y_a^{(2)}). \end{aligned}$$

Due to the half-duplex nature of the channel, it is evident that this result still holds even if the transmissions are not contiguous.

With a relay node r, we suggest three different protocols, which we denote as Multiple Access Broadcast (MABC) protocol, Time Division Broadcast (TDBC) and Hybrid Broadcast (HBC).

In the MABC protocol (Fig. 2.ii), the two terminal nodes a and b transmit information simultaneously during phase 1 and the relay r transmits some function of the received messages during phase 2. With this scheme, we only divide the total time period into two regimes and neither node a nor node b is able to receive any meaningful side-information during the first phase due to the half-duplex constraint.

In the TDBC protocol (Fig. 2.iii), only node a transmits during the first phase and only node b transmits during the second phase. Finally, in phase 3, the relay r performs a transmission based on the received data from the first two phases. In this case, node a may attempt to recover the message w_b based on both the transmissions from node b in the second phase and node r in the third phase. We denote the received signal at node a in the second phase as second phase side information. Likewise, node b may also recover w_a based on first phase side information and the received signal at node b during the third phase.

Finally, we consider a Hybrid Broadcast (HBC) protocol (Fig. 2.iv) which is an amalgam of the MABC and TDBC protocols. In this scheme, there are 4 distinct transmissions, two of which result in side-information at a and b.

III. PERFORMANCE BOUNDS

In this section, we derive an achievable region and outer bound for each protocol.

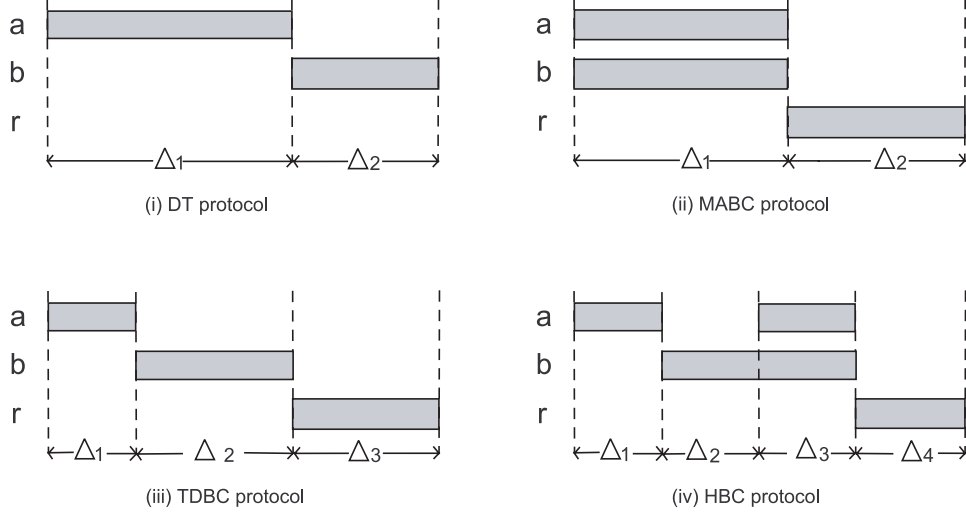


Fig. 2. Proposed protocol diagrams. Shaded areas denote transmission by the respective nodes. It is assumed that all nodes listen when not transmitting.

A. MABC Protocol

Theorem 2: The capacity region of the half-duplex bi-directional relay channel with the MABC protocol is the union of

$$\begin{aligned}
 R_a &< \min \left\{ \Delta_1 I(X_a^{(1)}; Y_r^{(1)} | X_b^{(1)}, Q), \Delta_2 I(X_r^{(2)}; Y_b^{(2)} | Q) \right\} \\
 R_b &< \min \left\{ \Delta_1 I(X_b^{(1)}; Y_r^{(1)} | X_a^{(1)}, Q), \Delta_2 I(X_r^{(2)}; Y_a^{(2)} | Q) \right\} \\
 R_a + R_b &< \Delta_1 I(X_a^{(1)}, X_b^{(1)}; Y_r^{(1)} | Q)
 \end{aligned}$$

over all joint distributions $p(q)p^{(1)}(x_a|q)p^{(1)}(x_b|q)p^{(2)}(x_r|q)$ with $|Q| \leq 4$. \square

Remark: If the relay is not required to decode both messages, then the constraint on the sum-rate $R_a + R_b$ above can be removed. An example of when this is tight for a situation of theoretical interest is provided in Appendix I.

Proof: Achievability: Without essential loss of generality we assume $|Q| = 1$ and therefore ignore Q for the achievability part. Nodes a and b separately encode their information for joint reception at node r at the end of phase 1. This is the well-known Multiple Access Channel (MAC). Applying the time duration of phase 1 (Δ_1) to the MAC achievable rate region, we obtain the following sufficient

conditions for probability of error less than ϵ at the relay:

$$R_a < \Delta_1 I(X_a^{(1)}; Y_r^{(1)} | X_b^{(1)}) \quad (1)$$

$$R_b < \Delta_1 I(X_b^{(1)}; Y_r^{(1)} | X_a^{(1)}) \quad (2)$$

$$R_a + R_b < \Delta_1 I(X_a^{(1)}, X_b^{(1)}; Y_r^{(1)}) \quad (3)$$

After phase 1, the relay constructs $w_r = \hat{w}_a \oplus \hat{w}_b$ in \mathbb{Z}_L , where $L = \max(\lfloor 2^{nR_a} \rfloor, \lfloor 2^{nR_b} \rfloor)$. After phase 2, each terminal node a (b) estimates \hat{w}_r with the probability of error less than ϵ . When a decodes w_r , the cardinality of possible \hat{w}_r is (with probability $1 - \epsilon$) limited to $\lfloor 2^{nR_b} \rfloor$ since $\hat{w}_r = \hat{w}_a \oplus \hat{w}_b$ and a knows its own message w_a . Similarly for node b the cardinality of possible \hat{w}_r is (with probability $1 - \epsilon$) limited to $\lfloor 2^{nR_a} \rfloor$. Therefore, we conclude that sufficient conditions for correct decoding of w_r at both receivers with probability $1 - 3\epsilon$ are (with sufficiently large n)

$$R_a < \Delta_2 I(X_r^{(2)}; Y_b^{(2)}) \quad (4)$$

$$R_b < \Delta_2 I(X_r^{(2)}; Y_a^{(2)}) \quad (5)$$

Together these yield the achievable rate region of Theorem 2.

Converse: We use Lemma 1 to prove the converse part of Theorem 2. As we have 3 nodes, there are 6 cut-sets, $S_1 = \{a\}$, $S_2 = \{b\}$, $S_3 = \{r\}$, $S_4 = \{a, b\}$, $S_5 = \{a, r\}$ and $S_6 = \{b, r\}$, as well as two rates R_a and R_b . The outer bound corresponding to S_1 is then

$$R_a \leq \Delta_1 I(X_a^{(1)}; Y_r^{(1)}, Y_b^{(1)} | X_r^{(1)}, X_b^{(1)}, Q) + \Delta_2 I(X_a^{(2)}; Y_r^{(2)}, Y_b^{(2)} | X_r^{(2)}, X_b^{(2)}, Q) + \epsilon_n \quad (6)$$

$$= \Delta_1 I(X_a^{(1)}; Y_r^{(1)} | X_b^{(1)}, Q) + \epsilon_n, \quad (7)$$

where (7) follows since in the MABC protocol, we must have

$$Y_a^{(1)} = Y_b^{(1)} = X_r^{(1)} = \emptyset \quad (8)$$

$$X_a^{(2)} = X_b^{(2)} = Y_r^{(2)} = \emptyset. \quad (9)$$

The cut-set S_2 is similar and yields

$$R_b \leq \Delta_1 I(X_b^{(1)}; Y_r^{(1)} | X_a^{(1)}, Q) + \epsilon_n. \quad (10)$$

The cut-set S_3 yields no constraints, while $S_4 = \{a, b\}$ produces the following bound

$$R_a + R_b \leq \Delta_1 I(X_a^{(1)}, X_b^{(1)}; Y_r^{(1)} | X_r^{(1)}, Q) + \Delta_2 I(X_a^{(2)}, X_b^{(2)}; Y_r^{(2)} | X_r^{(2)}, Q) + \epsilon_n \quad (11)$$

$$= \Delta_1 I(X_a^{(1)}, X_b^{(1)}; Y_r^{(1)}, Q) + \epsilon_n, \quad (12)$$

where (12) follows from (8) and (9). The case of $S_5 = \{a, r\}$ yields,

$$R_a \leq \Delta_1 I(X_a^{(1)}, X_r^{(1)}; Y_b^{(1)} | X_b^{(1)}, Q) + \Delta_2 I(X_a^{(2)}, X_r^{(2)}; Y_b^{(2)} | X_b^{(2)}, Q) + \epsilon_n \quad (13)$$

$$= \Delta_2 I(X_r^{(2)}; Y_b^{(2)} | Q) + \epsilon_n, \quad (14)$$

where again, (14) follows from (8) and (9). Finally, S_6 is similar and results in

$$R_b \leq \Delta_2 I(X_r^{(2)}; Y_a^{(2)} | Q) + \epsilon_n. \quad (15)$$

Together, (7), (10), (12), (14), (15) and the fact that the half-duplex nature of the channel constrains $X_a^{(1)}$ to be conditionally independent of $X_b^{(1)}$ given Q yields the converse of Theorem 2. By the Carathéodory theorem, it is sufficient to restrict the cardinality of time sharing variable Q to 4. ■

B. TDBC Protocol

In this case, our bounds are not tight, hence we have an achievable region and an outer bound.

Theorem 3: An achievable region of the half-duplex bi-directional relay channel with the TDBC protocol is the union of

$$\begin{aligned} R_a &\leq \min \left\{ \Delta_1 I(X_a^{(1)}; Y_r^{(1)} | Q), \Delta_1 I(X_a^{(1)}; Y_b^{(1)} | Q) + \Delta_3 I(X_r^{(3)}; Y_b^{(3)} | Q) \right\} \\ R_b &\leq \min \left\{ \Delta_2 I(X_b^{(2)}; Y_r^{(2)} | Q), \Delta_2 I(X_b^{(2)}; Y_a^{(2)} | Q) + \Delta_3 I(X_r^{(3)}; Y_a^{(3)} | Q) \right\} \end{aligned}$$

over all joint distributions $p(q)p^{(1)}(x_a|q)p^{(2)}(x_b|q)p^{(3)}(x_r|q)$ with $|\mathcal{Q}| \leq 3$ □

Proof:

Random code generation: Without loss of generality, we take $|\mathcal{Q}| = 1$. For fixed $\epsilon > 0$ and distributions $p(x_a)$, $p(x_b)$ and $p(x_r)$, we generate random n -sequences $x_a(w_a)$ with $w_a \in \mathcal{S}_a$ and $x_b(w_b)$ with $w_b \in \mathcal{S}_b$. We also generate a partition of \mathcal{S}_a randomly by assigning every index w_a to a set $\mathcal{S}_{a,i}$, with a uniform distribution over the indices $i \in \{0, \dots, \lfloor 2^{nR_{a0}} \rfloor - 1\}$. We denote by $s_a(w_a)$ the index i of $\mathcal{S}_{a,i}$ to which w_a belongs. A partition of \mathcal{S}_b is similarly constructed.

Encoding: During phase 1 (resp. phase 2), the encoder at node a (resp. node b) sends the codeword $x_a(w_a)$ (resp $x_b(w_b)$). Relay r estimates \hat{w}_a and \hat{w}_b after phases 1 and 2 respectively with probability of error less than ϵ . The relay then constructs $w_r = s_a(\hat{w}_a) \oplus s_b(\hat{w}_b)$ in \mathbb{Z}_L , where $L = \max(\lfloor 2^{nR_{a0}} \rfloor, \lfloor 2^{nR_{b0}} \rfloor)$ and sends $x_r(w_r)$ during phase 3.

Decoding: As the relay r estimates the received message \hat{w}_a and \hat{w}_b at the end of phase 1 and 2 respectively, these are two independent transmissions. It follows that relay r correctly decodes \hat{w}_a and

\hat{w}_b , each with probability of error less than ϵ if n is sufficiently large and

$$R_a < \Delta_1 I(X_a^{(1)}; Y_r^{(1)}) \quad (16)$$

$$R_b < \Delta_2 I(X_b^{(2)}; Y_r^{(2)}). \quad (17)$$

Terminal nodes a and b estimate the index \hat{w}_r after phase 3. When a decodes w_r , the cardinality of possible \hat{w}_r is (with probability $1 - 2\epsilon$) limited to $\lfloor 2^{nR_{b0}} \rfloor$ since $\hat{w}_r = s_a(\hat{w}_a) \oplus s_b(\hat{w}_b)$ and a knows its own message w_a . Similarly for node b the cardinality of possible \hat{w}_r is limited to $\lfloor 2^{nR_{a0}} \rfloor$. Applying the time duration of phase 3 (Δ_3), each terminal node correctly decodes \hat{w}_r with probability of error less than ϵ if

$$R_{a0} < \Delta_3 I(X_r^{(3)}; Y_b^{(3)}) \quad (18)$$

$$R_{b0} < \Delta_3 I(X_r^{(3)}; Y_a^{(3)}). \quad (19)$$

After terminal nodes a and b estimate \hat{s}_b and \hat{s}_a respectively, they decode \tilde{w}_b and \tilde{w}_a if there exists a unique $\tilde{w}_b \in S_{b, \hat{s}_b} \cap \mathcal{L}(Y_a^{(2)})$ and $\tilde{w}_a \in S_{a, \hat{s}_a} \cap \mathcal{L}(Y_b^{(1)})$, where $\mathcal{L}(Y_a^{(2)})$ is the set of all \tilde{w}_b such that $(X_b^{(2)}, Y_a^{(2)})$ are jointly δ -typical. ($\mathcal{L}(Y_b^{(1)})$ follows a similar notation.) To find a sufficient condition for successful decoding, we observe that

$$\bigcup_{\tilde{w}_a \neq w_a} Pr(\tilde{w}_a \in \mathcal{L}(Y_b^{(1)}), s_a(w_a) = s_a(\tilde{w}_a)) \leq \lfloor 2^{nR_a} \rfloor 2^{-\Delta_1 n(I(X_a^{(1)}; Y_b^{(1)}) - 3\delta)} 2^{-nR_{a0}} \quad (20)$$

$$\leq 2^{n(R_a - \Delta_1 I(X_a^{(1)}; Y_b^{(1)}) - R_{a0} + 4\delta)} \quad (21)$$

for sufficiently large n . As well, $Pr(w_a \in \mathcal{L}(Y_b^{(1)})) \rightarrow 1$ as $n \rightarrow \infty$. With the above result, we conclude that $R_a < \Delta_1 I(X_a^{(1)}; Y_b^{(1)}) + R_{a0}$ is a sufficient condition to make the decoding error arbitrarily small as $n \rightarrow \infty$. Therefore, terminal nodes a and b correctly decode \tilde{w}_b and \tilde{w}_a respectively with probability of error less than ϵ if

$$R_a < \Delta_1 I(X_a^{(1)}; Y_b^{(1)}) + R_{a0} \quad (22)$$

$$R_b < \Delta_2 I(X_b^{(2)}; Y_a^{(2)}) + R_{b0}, \quad (23)$$

and the union bound on the total probability of error is 6ϵ . By the Carathéodory theorem, it is sufficient to restrict $|\mathcal{Q}|$ to 3. ■

Theorem 4: (Outer bound) The capacity region of the half-duplex bi-directional relay channel with the

TDBC protocol is outer bounded by

$$R_a \leq \min\{\Delta_1 I(X_a^{(1)}; Y_r^{(1)}, Y_b^{(1)}|Q), \Delta_1 I(X_a^{(1)}; Y_b^{(1)}|Q) + \Delta_3 I(X_r^{(3)}; Y_b^{(3)}|Q)\} \quad (24)$$

$$R_b \leq \min\{\Delta_2 I(X_b^{(2)}; Y_r^{(2)}, Y_a^{(2)}|Q), \Delta_2 I(X_b^{(2)}; Y_a^{(2)}|Q) + \Delta_3 I(X_r^{(3)}; Y_a^{(3)}|Q)\} \quad (25)$$

for some choice of the joint distribution $p(q)p^{(1)}(x_a|q)p^{(2)}(x_b|q)p^{(3)}(x_r|q)$ with $|Q| \leq 3$ \square

Proof: To prove Theorem 4 we follow the same argument as the proof of the converse part of Theorem 2. In this case, we have

$$Y_a^{(1)} = X_b^{(1)} = X_r^{(1)} = \emptyset \quad (26)$$

$$X_a^{(2)} = Y_b^{(2)} = X_r^{(2)} = \emptyset \quad (27)$$

$$X_a^{(3)} = X_b^{(3)} = Y_r^{(3)} = \emptyset \quad (28)$$

The outer bound corresponding to S_1 is then

$$R_a \leq \sum_{i=1}^3 \Delta_i I(X_a^{(i)}; Y_r^{(i)}, Y_b^{(i)}|X_r^{(i)}, X_b^{(i)}, Q) + \epsilon_n \quad (29)$$

$$= \Delta_1 I(X_a^{(1)}; Y_r^{(1)}, Y_b^{(1)}|Q) + \epsilon_n, \quad (30)$$

We can find the outer bound of the other cut-sets in the same manner and obtain

$$S_2 : R_b \leq \Delta_2 I(X_b^{(2)}; Y_r^{(2)}, Y_a^{(2)}|Q) + \epsilon_n \quad (31)$$

$$S_3 : N/A \quad (32)$$

$$S_4 : R_a + R_b \leq \Delta_1 I(X_a^{(1)}; Y_r^{(1)}, Y_b^{(1)}|Q) + \Delta_2 I(X_b^{(2)}; Y_r^{(2)}, Y_a^{(2)}|Q) + \epsilon_n \quad (33)$$

$$S_5 : R_a \leq \Delta_1 I(X_a^{(1)}; Y_b^{(1)}|Q) + \Delta_3 I(X_r^{(3)}; Y_b^{(3)}|Q) + \epsilon_n \quad (34)$$

$$S_6 : R_b \leq \Delta_2 I(X_b^{(2)}; Y_a^{(2)}|Q) + \Delta_3 I(X_r^{(3)}; Y_a^{(3)}|Q) + \epsilon_n. \quad (35)$$

The inequality in case S_4 is essentially implied from those of S_1 and S_2 . The 4 inequalities above then yield Theorem 4. By the Carathéodory theorem, it is sufficient to restrict the cardinality of time sharing variable Q to 3. \blacksquare

C. HBC Protocol

Theorem 5: An achievable region of the half-duplex bi-directional relay channel with the HBC protocol is the union of

$$\begin{aligned} R_a &\leq \min \left\{ \Delta_1 I(X_a^{(1)}; Y_r^{(1)} | Q) + \Delta_3 I(X_a^{(3)}; Y_r^{(3)} | X_b^{(3)}, Q), \Delta_1 I(X_a^{(1)}; Y_b^{(1)} | Q) + \Delta_4 I(X_r^{(4)}; Y_b^{(4)} | Q) \right\} \\ R_b &\leq \min \left\{ \Delta_2 I(X_b^{(2)}; Y_r^{(2)} | Q) + \Delta_3 I(X_b^{(3)}; Y_r^{(3)} | X_a^{(3)}, Q), \Delta_2 I(X_b^{(2)}; Y_a^{(2)} | Q) + \Delta_4 I(X_r^{(4)}; Y_a^{(4)} | Q) \right\} \\ R_a + R_b &\leq \Delta_1 I(X_a^{(1)}; Y_r^{(1)} | Q) + \Delta_2 I(X_b^{(2)}; Y_r^{(2)} | Q) + \Delta_3 I(X_a^{(3)}, X_b^{(3)}; Y_r^{(3)} | Q) \end{aligned}$$

over the joint distribution $p(q)p^{(1)}(x_a|q)p^{(2)}(x_b|q)p^{(3)}(x_a|q)p^{(3)}(x_b|q)p^{(4)}(x_r|q)$ with $|Q| \leq 4$ \square

Proof: Without loss of generality, we assume that $|Q| = 1$, and consider a joint distribution $p^{(1)}(x_a)p^{(2)}(x_b)p^{(3)}(x_a)p^{(3)}(x_b)p^{(4)}(x_r)$.

Random coding and encoding: We apply the same coding scheme as the TDBC protocol for achieving the proposed region. Terminal node a generates its codebook $x_a(w_a)$ randomly, using $p^{(1)}(x_a)$ and $p^{(3)}(x_a)$ for the first and third phases respectively while node b uses $p^{(2)}(x_b)$ and $p^{(3)}(x_b)$ for the second and third phases. Relay r uses the partitioned indices $s_a(\hat{w}_a)$ and $s_b(\hat{w}_b)$ to construct w_r and $x_r(w_r)$.

Decoding: Relay r receives data from terminal nodes during phase 1, 2 and 3. The first three phases constitute a MAC protocol as far as decoding at the relay is concerned. Therefore the following inequalities are sufficient conditions (together with large n) for an error probability less than ϵ when relay r decodes \hat{w}_a and \hat{w}_b at the end of phase 3.

$$R_a \leq \Delta_1 I(X_a^{(1)}; Y_r^{(1)}) + \Delta_3 I(X_a^{(3)}; Y_r^{(3)} | X_b^{(3)}) \quad (36)$$

$$R_b \leq \Delta_2 I(X_b^{(2)}; Y_r^{(2)}) + \Delta_3 I(X_b^{(3)}; Y_r^{(3)} | X_a^{(3)}) \quad (37)$$

$$R_a + R_b \leq \Delta_1 I(X_a^{(1)}; Y_r^{(1)}) + \Delta_2 I(X_b^{(2)}; Y_r^{(2)}) + \Delta_3 I(X_a^{(3)}, X_b^{(3)}; Y_r^{(3)}) \quad (38)$$

Terminal nodes a and b then decode the received partitioned indices $s_b(\hat{w}_b)$ and $s_a(\hat{w}_a)$ from relay r. Then each terminal node estimates the received message \tilde{w}_b (\tilde{w}_a) by using directly received data from the opposite terminal node and the estimated partitioned message \hat{s}_b (\hat{s}_a). This is the same decoding scheme as that of the TDBC protocol and it is easy to see that the following additional conditions are sufficient for successful decoding at the terminal nodes.

$$R_a \leq \Delta_1 I(X_a^{(1)}; Y_b^{(1)}) + \Delta_4 I(X_r^{(4)}; Y_b^{(4)}) \quad (39)$$

$$R_b \leq \Delta_2 I(X_b^{(2)}; Y_a^{(2)}) + \Delta_4 I(X_r^{(4)}; Y_a^{(4)}) \quad (40)$$

Theorem 5 then follows from (36), (37), (38), (39) and (40). \blacksquare

Theorem 6: (Outer bound) The capacity region of the half-duplex bi-directional relay channel with the HBC protocol is outer bounded by the union

$$\begin{aligned} R_a &\leq \min \left\{ \Delta_1 I(X_a^{(1)}; Y_r^{(1)}, Y_b^{(1)} | Q) + \Delta_3 I(X_a^{(3)}; Y_r^{(3)} | X_b^{(3)}, Q), \Delta_1 I(X_a^{(1)}; Y_b^{(1)} | Q) + \Delta_4 I(X_r^{(4)}; Y_b^{(4)} | Q) \right\} \\ R_b &\leq \min \left\{ \Delta_2 I(X_b^{(2)}; Y_r^{(2)}, Y_a^{(2)} | Q) + \Delta_3 I(X_b^{(3)}; Y_r^{(3)} | X_a^{(3)}, Q), \Delta_2 I(X_b^{(2)}; Y_a^{(2)} | Q) + \Delta_4 I(X_r^{(4)}; Y_a^{(4)} | Q) \right\} \\ R_a + R_b &\leq \Delta_1 I(X_a^{(1)}; Y_r^{(1)} | Q) + \Delta_2 I(X_b^{(2)}; Y_r^{(2)} | Q) + \Delta_3 I(X_a^{(3)}, X_b^{(3)}; Y_r^{(3)} | Q) \end{aligned}$$

over all joint distributions $p(q)p^{(1)}(x_a|q)p^{(2)}(x_b|q)p^{(3)}(x_a, x_b|q)p^{(4)}(x_r|q)$ with $|Q| \leq 4$ □

Proof: Using the same arguments as in the proofs of Theorems 2 and 4, we have

$$Y_a^{(1)} = X_b^{(1)} = X_r^{(1)} = \emptyset \quad (41)$$

$$X_a^{(2)} = Y_b^{(2)} = X_r^{(2)} = \emptyset \quad (42)$$

$$Y_a^{(3)} = Y_b^{(3)} = X_r^{(3)} = \emptyset \quad (43)$$

$$X_a^{(4)} = X_b^{(4)} = Y_r^{(4)} = \emptyset. \quad (44)$$

For each cut-set S_i we can find an outer bound in the same manner as MABC and TDBC cases using Lemma 1. The results are (taking $\epsilon_n \rightarrow \infty$) as follows:

$$S_1 : R_a \leq \Delta_1 I(X_a^{(1)}; Y_r^{(1)}, Y_b^{(1)} | Q) + \Delta_3 I(X_a^{(3)}; Y_r^{(3)} | X_b^{(3)}, Q) \quad (45)$$

$$S_2 : R_b \leq \Delta_2 I(X_b^{(2)}; Y_r^{(2)}, Y_a^{(2)} | Q) + \Delta_3 I(X_b^{(3)}; Y_r^{(3)} | X_a^{(3)}, Q) \quad (46)$$

$$S_3 : N/A \quad (47)$$

$$S_4 : R_a + R_b \leq \Delta_1 I(X_a^{(1)}; Y_r^{(1)} | Q) + \Delta_2 I(X_b^{(2)}; Y_r^{(2)} | Q) + \Delta_3 I(X_a^{(3)}, X_b^{(3)}; Y_r^{(3)} | Q) \quad (48)$$

$$S_5 : R_a \leq \Delta_1 I(X_a^{(1)}; Y_b^{(1)} | Q) + \Delta_4 I(X_r^{(4)}; Y_b^{(4)} | Q) \quad (49)$$

$$S_6 : R_b \leq \Delta_2 I(X_b^{(2)}; Y_a^{(2)} | Q) + \Delta_4 I(X_r^{(4)}; Y_a^{(4)} | Q) \quad (50)$$

Theorem 6 then follows from the 5 inequalities above. By the Carathéodory theorem, it is sufficient to limit $|Q| \leq 4$. ■

IV. THE GAUSSIAN CASE

In the following section, we apply the performance bounds derived in the previous section to the AWGN channel with pass loss. The mathematical channel model is:

$$Y_r(t) = g_{ar}X_a(t) + g_{br}X_b(t) + Z_r(t) \quad (51)$$

$$Y_a(t) = g_{ra}X_r(t) + g_{ba}X_b(t) + Z_a(t) \quad (52)$$

$$Y_b(t) = g_{rb}X_r(t) + g_{ab}X_a(t) + Z_b(t), \quad (53)$$

where the effective complex channel gain g_{n_1, n_2} between nodes n_1 and n_2 combines both fading and path loss and the channels are reciprocal, i.e., $g_{ar} = g_{ra}$, $g_{ab} = g_{ba}$ and $g_{br} = g_{rb}$. For convenience, we define $G_{n_1, n_2} := |g_{n_1, n_2}|^2$, i.e. G_{n_1, n_2} incorporates path loss and fading effects on received power. Furthermore, without loss of generality, we suppose that $G_{ab} \leq G_{ar} \leq G_{br}$. Finally, we assume full Channel State Information (CSI) at all nodes (i.e. each node is fully aware of g_{ab} , g_{br} and g_{ar}) and that each node has the same transmit power P for each phase, employs a complex Gaussian codebook and the noise is of unit power, additive, white Gaussian and circularly symmetric. For convenience of analysis, we also define the function $C(x) := \log_2(1 + x)$.

A. Time optimization

For a fading AWGN channel, we can optimize the Δ_i 's for given channel mutual informations in order to maximize the sum capacity ($R_a + R_b$). First, we optimize the time periods in each protocol and compare the sum capacities obtained to determine an optimum transmission strategy in a given channel. Applying Theorems 2, 3 and 5 to the fading AWGN channel, the optimization constraints for each protocol are:

MABC protocol :

$$R_a \leq \min \{ \Delta_1 C(PG_{ar}), \Delta_2 C(PG_{br}) \} \quad (54)$$

$$R_b \leq \min \{ \Delta_1 C(PG_{br}), \Delta_2 C(PG_{ar}) \} \quad (55)$$

$$R_a + R_b \leq \Delta_1 C(PG_{ar} + PG_{br}) \quad (56)$$

TDBC protocol :

$$R_a \leq \min \{ \Delta_1 C(PG_{ar}), \Delta_1 C(PG_{ab}) + \Delta_3 C(PG_{br}) \} \quad (57)$$

$$R_b \leq \min \{ \Delta_2 C(PG_{br}), \Delta_2 C(PG_{ab}) + \Delta_3 C(PG_{ar}) \} \quad (58)$$

HBC protocol :

$$R_a \leq \min \{(\Delta_1 + \Delta_3)C(PG_{ar}), \Delta_1 C(PG_{ab}) + \Delta_4 C(PG_{br})\} \quad (59)$$

$$R_b \leq \min \{(\Delta_2 + \Delta_3)C(PG_{br}), \Delta_2 C(PG_{ab}) + \Delta_4 C(PG_{ar})\} \quad (60)$$

$$R_a + R_b \leq \Delta_1 C(PG_{ar}) + \Delta_2 C(PG_{br}) + \Delta_3 C(PG_{ar} + PG_{br}) \quad (61)$$

We have taken $|\mathcal{Q}| = 1$ in the derivation of (54) through (61), since a Gaussian distribution maximizes all corresponding mutual informations and each node is assumed to transmit with power P during each phase.

The simplex method (i.e., linear programming) may then be used to find optimal time durations. The details of the analysis are given in the Appendix II. We focus here on the results of the optimization.

The optimal achievable sum rate of the protocols is plotted in Figs. 3, 4 and 5. As expected, the optimal sum rate of the HBC protocol is always greater than or equal to those of the other protocols since the MABC and TDBC protocols are special cases of the HBC protocol. Notably, the sum rate of the HBC protocol is strictly greater than the other cases in some regimes such as $3 \leq G_{br} \leq 5$, $G_{ab} = -5$ dB in Fig. 4 and $6 \leq G_{br} \leq 7$, $G_{ab} = -5$ dB in Fig. 5. This implies that the HBC protocol does not reduce to either of the MABC or TDBC protocols in general.

In the low SNR regime (see Fig. 3), the MABC protocol dominates the TDBC protocol since the effect of the side information is relatively small in this regime. The TDBC protocol is also disadvantaged by the fact that it has one more phase compared to the MABC protocol. When G_{br} is increased, the sum data rate is saturated up to $C(PG_{ar})$. This is easily derived by applying $G_{br} \rightarrow \infty$ to eqs. (54) – (61).

B. Ratio constraint

For a more realistic analysis, we add one more constraint to the original problem. In many communication systems, the uplink and downlink rates are not equal. More specifically, it is not uncommon for the downlink rate to be 2 to 4 times greater than that of the uplink. Under a $\sigma = R_b/R_a$ ratio restriction, we optimize the time duration and find the maximum sum data rate with the HBC protocol. Fig. 6 shows the sum data rates under several σ constraints. The sum data rate decreases as the ratio σ is increasingly biased.

C. Achievable regions and outer bounds

In the MABC protocol, the capacity region is known. However, in the other cases, there exists a gap between the expressions. An achievable region of the 4 protocols and an outer bound for the TDBC

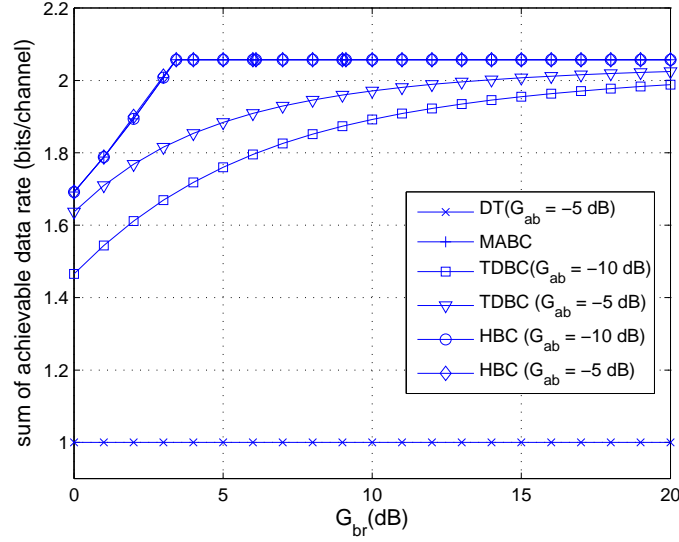


Fig. 3. The achievable sum rates of the protocols ($P = 5$ dB, $G_{ar} = 0$ dB)

protocol is plotted in Fig. 7 (in the low SNR regime) and Fig. 8 (in the high SNR regime). As expected, in the low SNR regime, the MABC protocol dominates the TDBC protocol, while the latter is better in the high SNR regime. It is difficult to compute the outer bound of the HBC protocol numerically since it is not clear that jointly Gaussian distributions are optimal due to the joint distribution $p^{(3)}(x_a, x_b|q)$ as well as the conditional mutual information terms in Theorem 6. For this reason, we do not numerically evaluate the outer bound. Notably, some achievable HBC rate pairs are outside the outer bounds of the MABC and TDBC protocols.

V. CONCLUSION

In this paper, we have derived achievable data rates and outer bounds for 3 different bi-directional relaying protocols. For the MABC protocol, the capacity bound is tight. We have specialized the bounds to the Gaussian case and numerically evaluated them. The gap between achievable rates and the outer bound of the TDBC protocol was seen to be moderate. Finally, while the HBC protocol encompasses the MABC and TDBC protocols as special cases, the HBC protocol achieves strictly greater data rates for some channel parameters compared to the MABC and TDBC protocols.

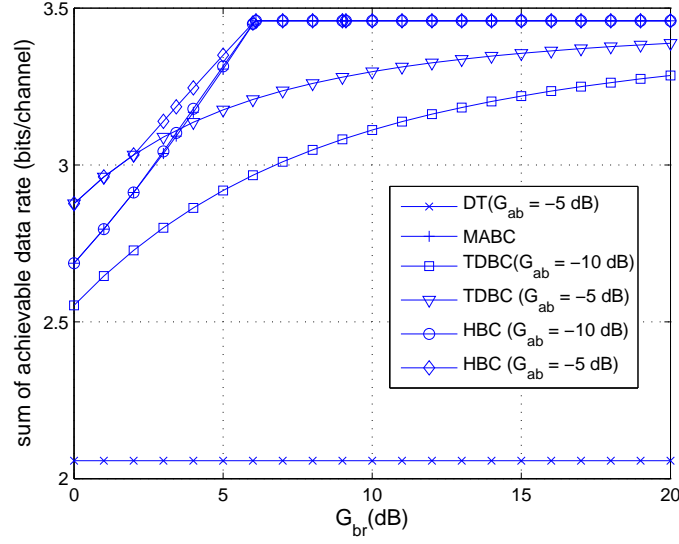


Fig. 4. The achievable sum rates of the protocols ($P = 10$ dB, $G_{ar} = 0$ dB)

APPENDIX I

SUM-RATE CONSTRAINT IN MABC PROTOCOL

In this appendix, we give an example of a channel and two-phase protocol where every rate pair

$$R_a < \min \left\{ \Delta_1 I(X_a^{(1)}; Y_r^{(1)} | X_b^{(1)}, Q), \Delta_2 I(X_r^{(2)}; Y_b^{(2)} | Q) \right\}$$

$$R_b < \min \left\{ \Delta_1 I(X_b^{(1)}; Y_r^{(1)} | X_a^{(1)}, Q), \Delta_2 I(X_r^{(2)}; Y_a^{(2)} | Q) \right\}$$

is achievable and adding the constraint

$$R_a + R_b \leq \Delta_1 I(X_a^{(1)}, X_b^{(1)}; Y_r^{(1)} | Q), \quad (62)$$

strictly reduces the region.

First, consider the situation where the channels $a \rightarrow r$ and $b \rightarrow r$ are binary input and additive, i.e., the relay receives $Y_r = X_a + X_b$, $Y_r \in \{0, 1, 2\}$. Furthermore, the channels $r \rightarrow a$ and $r \rightarrow b$ are ternary input and noiseless, i.e., $Y_a = X_r$ and $Y_b = X_r$, $X_r = \{0, 1, 2\}$. In addition, suppose that $\Delta_1 = \Delta_2 = 1/2$.

In this case, it is clear that an optimal strategy for the relay is to simply forward its received signal to each terminal node. The terminal nodes can then subtract their own contribution from their received signal and obtain the original transmission of interest allowing rates up to $R_a = R_b = \frac{1}{2}$. The sum-rate would constrain $R_a + R_b < \frac{1}{2} \log_2 3$ at best. Thus, in this case, the sum-rate constraint would result in a region that is stricter than the best possible.

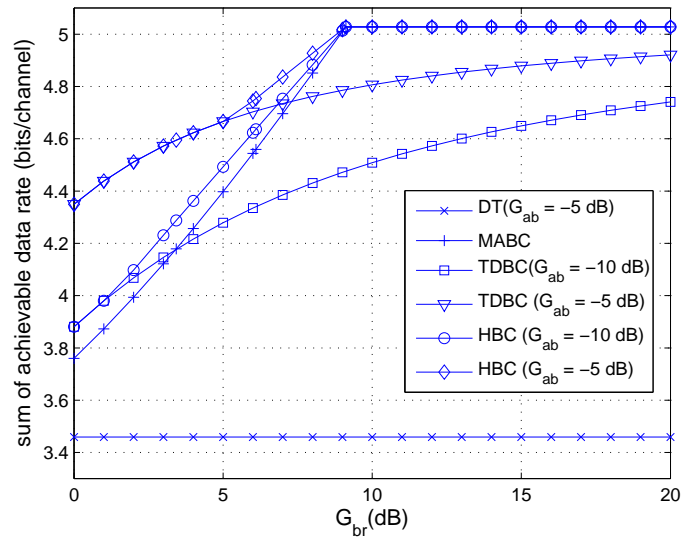


Fig. 5. The achievable sum rates of the protocols ($P = 15$ dB, $G_{ar} = 0$ dB)

APPENDIX II

TIME DURATION OPTIMIZATION

We deal with the HBC protocol case here. The other cases are simpler – hence we omit them.

From (59), (60) and (61), we can formulate the original problem into a linear program:

$$\max_x R_a + R_b \quad (63)$$

$$\text{subject to } Ax \geq b \quad (64)$$

$$A_{eq}x = b_{eq} \quad (65)$$

$$x \geq 0, \quad (66)$$

where

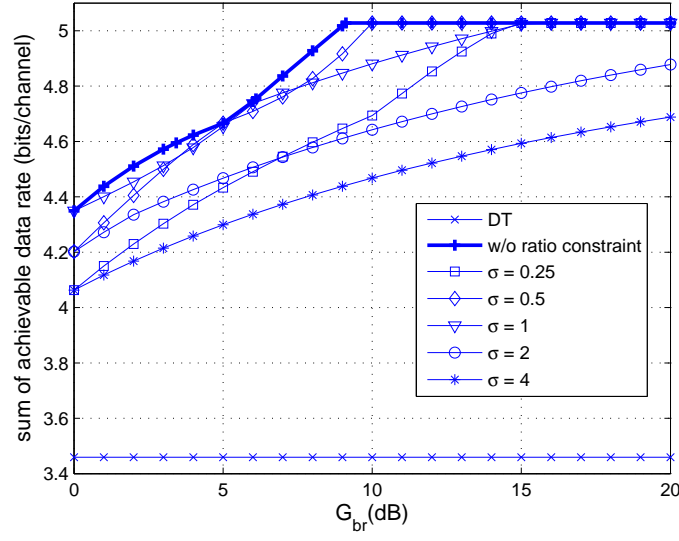


Fig. 6. Compare the sum data rate with the ratio constraint ($P = 15$ dB, $G_{ar} = 0$ dB, $G_{ab} = -5$ dB)

$$A = \begin{bmatrix} g_{ar} & 0 & g_{ar} & 0 & -1 & 0 \\ g_{ab} & 0 & 0 & g_{br} & -1 & 0 \\ 0 & g_{br} & g_{br} & 0 & 0 & -1 \\ 0 & g_{ab} & 0 & g_{ar} & 0 & -1 \\ g_{ar} & g_{br} & g^* & 0 & -1 & -1 \end{bmatrix}$$

$$A_{eq} = \begin{bmatrix} 1 & 1 & 1 & 1 & 0 & 0 \end{bmatrix}$$

$$b = \bar{0}$$

$$b_{eq} = 1$$

$$x = \begin{bmatrix} \Delta_1 & \Delta_2 & \Delta_3 & \Delta_4 & R_a & R_b \end{bmatrix}^T,$$

and we have defined $g_{ar} := C(PG_{ar})$, $g_{br} := C(PG_{br})$, $g_{ab} := C(PG_{ab})$, and $g^* := C(PG_{ar} + PG_{br})$.

Applying the simplex method, an optimal point x and the corresponding maximum sum rate $R_a + R_b$ can be found.

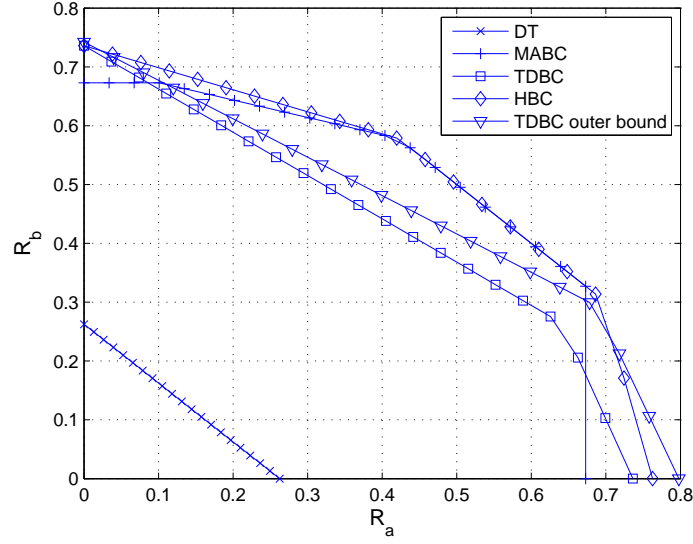


Fig. 7. Achievable rate regions and outer bounds ($P = 0$ dB, $G_{ar} = 0$ dB, $G_{br} = 5$ dB, $G_{ab} = -7$ dB)

REFERENCES

- [1] R. Ahlswede, N. Cai, S.-Y. R. Li, and R. W. Yeung, "Network information flow," *IEEE Trans. Inform. Theory*, vol. 46, pp. 1204–1216, 2000.
- [2] T. Cover and J. Thomas, *Elements of Information Theory*. New York:Wiley, 1991.
- [3] T. Cover and A. E. Gamal, "Capacity theorems for the relay channel," *IEEE Trans. Inform. Theory*, vol. IT-25, pp. 572–584, Sept. 1979.
- [4] P. Larsson, N. Johansson, and K.-E. Sunell, "Coded bi-directional relaying," in *the 5th Scandanavian Workshop on Wireless ad-hoc Networks*, Stockholm, May 2005.
- [5] —, "Coded bi-directional relaying," in *Proc. IEEE Veh. Technol. Conf. - Spring*, 2006, pp. 851–855.
- [6] T. J. Oechtering, C. Schnurr, I. Bjelakovic, and H. Boche, "Achievable rate region of a two phase bidirectional relay channel," in *Proc. Conf. on Inf. Sci. and Sys.*, Baltimore, MD, Mar. 2007.
- [7] P. Popovski and H. Yomo, "The anti-packets can increase the achievable throughput of a wireless multi-hop network," in *Proc. IEEE Int. Conf. Commun.*, 2006, pp. 3885–3890.
- [8] —, "Bi-directional amplification of throughput in a wireless multi-hop network," in *Proc. IEEE Veh. Technol. Conf. - Spring*, 2006, pp. 588–593.
- [9] B. Rankov and A. Wittneben, "Achievable rate regions for the two-way relay channel," in *Proc. IEEE Int. Symp. Inform. Theory*, Seattle, July 2006, pp. 1668–1672.
- [10] C. E. Shannon, "Two-way communications channels," in *4th Berkeley Symp. Math. Stat. Prob.*, Chicago, IL, June 1961, pp. 611–644.
- [11] Y. Wu, P. A. Chou, and S.-Y. Kung, "Information exchange in wireless networks with network coding and physical-layer broadcast," Microsoft Research, Tech. Rep., Aug. 2004, MSR-TR-2004-78.

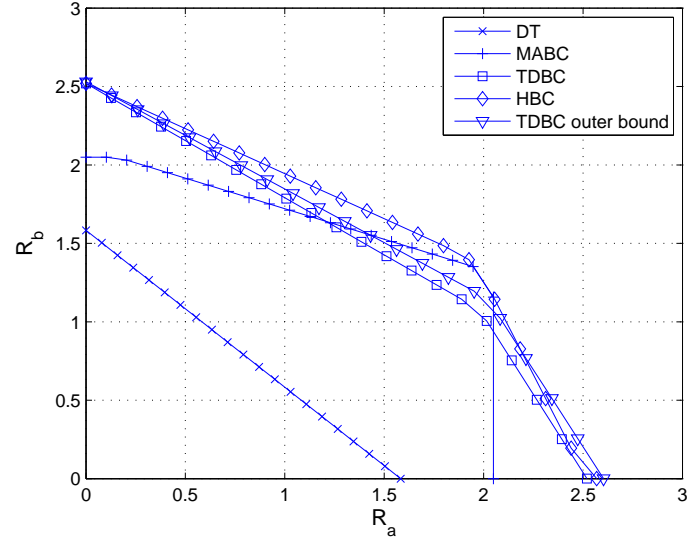


Fig. 8. Achievable rate regions and outer bounds ($P = 10$ dB, $G_{ar} = 0$ dB, $G_{br} = 5$ dB, $G_{ab} = -7$ dB)

- [12] —, “Information exchange in wireless networks with network coding and physical-layer broadcast,” in *Proc. Conf. on Inf. Sci. and Sys.*, Baltimore, MD, Mar. 2005.