

The necessity and sufficiency of anytime capacity for stabilization of a linear system over a noisy communication link

Part II: vector systems

Anant Sahai, Sanjoy Mitter

sahai@eecs.berkeley.edu, mitter@mit.edu

Abstract

In part I, we reviewed how Shannon's classical notion of capacity is not sufficient to characterize a noisy communication channel if the channel is intended to be used as part of a feedback loop to stabilize an unstable scalar linear system. While classical capacity is not enough, a sense of capacity (parametrized by reliability) called "anytime capacity" is both necessary and sufficient for channel evaluation in this context. The rate required is the log of the open-loop system gain and the sense of reliability required comes from the desired sense of stability. Sufficiency is maintained even in cases with noisy observations and without any explicit feedback between the observer and the controller. This established the asymptotic equivalence between scalar stabilization problems and delay-universal communication problems with feedback.

Here, in part II, the vector-state generalizations are established and it is the magnitudes of the unstable eigenvalues that play an essential role. To deal with such systems, we introduce the concept of the anytime rate-region which is the region of rates that the channel can support while still meeting potentially different anytime reliability targets for the parallel bitstreams. All the scalar results generalize on an eigenvalue by eigenvalue basis. For cases in which there is no explicit feedback of the noisy channel outputs, the intrinsic delay of the unstable system tells us what the feedback delay needs to be while evaluating the anytime-rate-region for the channel. The paper closes with an example involving a binary erasure channel that illustrates how differentiated service is required in any separation-based control architecture.

Index Terms

Real-time information theory, reliability functions, control over noisy channels, differentiated service, feedback, anytime decoding

A. Sahai is with the Department of Electrical Engineering and Computer Science, U.C. Berkeley. Some portions of this work appeared in his doctoral dissertation and at the Allerton Conference in 2000.

Department of Electrical Engineering and Computer Science at the Massachusetts Institute of Technology. Support for S.K. Mitter was provided by the Army Research Office under the MURI Grant: Data Fusion in Large Arrays of Microsensors DAAD19-00-1-0466 and the Department of Defense MURI Grant: Complex Adaptive Networks for Cooperative Control Subaward #03-132 and the National Science Foundation Grant CCR-0325774.

The necessity and sufficiency of anytime capacity for stabilization of a linear system over a noisy communication link

Part II: vector systems

I. INTRODUCTION

One of Shannon's key contributions was the idea that bits could be used as a single universal currency for communication. For a vast class of point-to-point applications, the communication aspect of the problem can be reduced to transporting bits reliably from one point to another where the required sense of reliability does not depend on the application. The classical source/channel separation theorems justify a layered communication architecture with an interface that focuses primarily on the data rate. Data rate has the advantage of being additive in nature and so multiple applications can be supported over a single link by simple multiplexing of the data streams. The underlying noisy channel is thus abstracted away and considered only in terms of its capacity. This paradigm has been so successful in practice, that researchers often assume that it is always valid.

Interactive applications pose a challenge to this separation based paradigm because long delays are costly. In part I of this paper [1], we studied the requirements for a particular interactive application: stabilization of an unstable scalar linear system with feedback that must go through a noisy communication channel.¹ It turns out that data rate is not the only relevant parameter since the underlying noisy channel must also support enough anytime-reliability to meet the targeted sense of stability. However, the architectural implications of this result are unclear in the scalar case since there is only one data stream. In addition, scalar control does not provide a natural setting in which to explore interactions involving more than two parties.

To better understand the architectural requirements for interactivity in a well defined mathematical setting, it is natural to consider the stabilization of linear systems with a vector-valued state. Prior work on communication-limited stabilization problems had also considered such vector problems, but primarily from a source coding perspective in that the communication constraint was expressed as a rate constraint [2]. showed that the minimum rate required is the sum of the logs of the magnitudes of the unstable eigenvalues and [3] extends the result to certain classes of unbounded driving disturbances. [4], [5] bounded control performance in the vector case using sequential rate distortion theory. These sequential rate-distortion theory bounds essentially calculated what control performance is possible using a noisy channel that is perfectly matched to the unstable open-loop system while being restricted to having a specified Shannon capacity.² Thus, the prior necessary conditions on stabilization were only in terms of Shannon capacity and the prior sufficient conditions required noiseless channels.

The goal of this paper is to generalize the tight necessary and sufficient conditions from the scalar case to the vector case, and to begin exploring the architectural implications of these results. The focus is on the point-to-point case with a single noisy link and to set the stage for understanding multiparty interactions.³ Recently, Pradhan has investigated block-coding reliability regions for distributed channel coding without feedback [9], [10]. The results in this paper indicate that reliability regions are important even in the point-to-point case.

After first briefly reviewing the main results from the scalar case in Section I-A, the model of vector valued linear control systems is introduced in Section I-B. The generalization of the scalar results to the vector case is done in stages. Section II studies the case of A matrices that are real and diagonal. This is essentially multiple copies of the scalar case and it shows what the requirements are going to be in the vector case with a minimum of technical difficulties. Section III examines the generic case of vector

¹See [1] for more discussion of relevant prior work.

²This parallels the traditional rate-distortion function which is also calculated by calculating the best possible performance over a matched channel with a specified Shannon capacity [6].

³The multiparty case has begun to be addressed in the control community under the assumption of noiseless channels [7], [8].

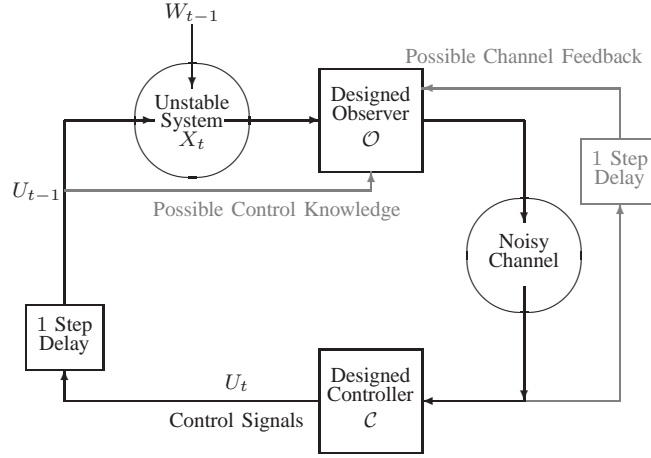


Fig. 1. Control over a noisy communication channel. The unstable system is persistently disturbed by W_t and must be kept stable in closed-loop through the actions of \mathcal{O}, \mathcal{C} .

systems that have diagonalizable A matrices. Here, the issues of controllability and observability become important, but can be addressed by treating time in the appropriate short blocks. There is also a more subtle issue regarding intrinsic delays in dynamic systems that is dealt with in Section IV. The remaining nongeneric case of nondiagonalizable matrices is addressed in Section V. Proofs not contained in the main text are left for Appendix I.

The significance of these results is demonstrated through a numeric example in Section VI involving stabilization of a vector-valued plant over a binary erasure channel. For this example, stabilization is impossible unless different bits are treated differently when it comes to transporting them across the noisy channel. These results establish that in interactive settings, a single “application” can fundamentally require different senses of reliability for its data streams. No single number can adequately summarize the channel and any layered architecture for reliable communication should allow applications to individually adjust the reliabilities on bitstreams.

There are many results in this paper and most of them involve straightforward generalizations of results from [1]. In order not to unduly burden the reader with details and unnecessarily lengthen this paper, we have adopted a discursive style in some of the proofs. The reader familiar with [1] should not have any difficulty in filling in the omitted details.

A. Review of scalar system results from part I

This section just restates the key results and ideas from [1] that this paper builds upon. The reader is referred to [1] for complete proofs, motivations, and other discussion. The problem is illustrated in Figure 1 and the core unstable scalar system is modeled as:

$$X_{t+1} = \lambda X_t + U_t + W_t, \quad t \geq 0 \quad (1)$$

where $\{X_t\}$ is a \mathbb{R} -valued state process. $\{U_t\}$ is a \mathbb{R} -valued control process and $\{W_t\}$ is a bounded noise/disturbance process s.t. $|W_t| \leq \frac{\Omega}{2}$. This bound is assumed to hold with certainty. For convenience, a zero initial condition is assumed $X_0 = 0$. The goal is to stabilize the system in closed loop:

Definition 1.1: (Definition 2.2 in [1]) A closed-loop dynamic system with state X_t is η -stable if there exists a constant K s.t. $E[\|X_t\|^\eta] \leq K$ for all $t \geq 0$.

Definition 1.2: (Definition 3.1 in [1]) As illustrated in figure 2, a rate R sequential communication system over a noisy channel is an encoder \mathcal{E} and decoder \mathcal{D} pair such that:

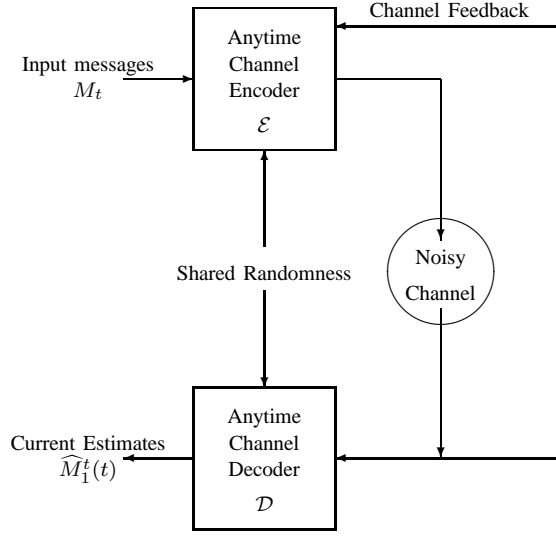


Fig. 2. The problem of communicating messages in an anytime fashion. The important feature is that both the encoder \mathcal{E} and decoder \mathcal{D} are forced to be causal maps and the decoder in principle provides updated estimates for *all* past messages. These estimates are required to converge to the true message values appropriately rapidly with increasing delay.

- R -bit message M_i enters⁴ the encoder at discrete time i .
- The encoder produces a channel input at integer times based on all information that it has seen so far. For encoders with access to feedback with delay $1 + \theta$, this also includes the past channel outputs $B_1^{t-1-\theta}$.
- The decoder produces updated channel estimates $\widehat{M}_i(t)$ for all $i \leq t$ based on all channel outputs observed till time t .

A rate R sequential communication system achieves *anytime reliability* α if there exists a constant K such that:

$$\mathcal{P}(\widehat{M}_1^i(t) \neq M_1^i) \leq K 2^{-\alpha(t-i)} \quad (2)$$

holds for every i, t . The probability is taken over the channel noise, the R bit messages M_i , and all of the common randomness available in the system.

If (2) holds for every possible realization of the messages M , then the system is said to achieve *uniform anytime reliability* α .

Communication systems that achieve *anytime reliability* are called *anytime codes* and similarly for *uniform anytime codes*.

Definition 1.3: (Definition 3.2 in [1]) The α -*anytime capacity* $C_{\text{any}}(\alpha)$ of a channel is the least upper bound of the rates R (in bits) at which the channel can be used to construct a rate R communication system that achieves uniform anytime reliability α .

Feedback anytime capacity refers to the anytime capacity when the encoder has access to noiseless feedback of the channel outputs with unit delay.

Theorem 1.4: (Theorem 3.3 in [1]) For a given noisy channel and $\eta > 0$, if there exists an observer \mathcal{O} and controller \mathcal{C} for the unstable scalar system that achieves $E[|X_t|^\eta] < K$ for all sequences of bounded driving noise $|W_t| \leq \frac{\eta}{2}$, then the channel's feedback anytime capacity $C_{\text{any}}(\eta \log_2 \lambda) \geq \log_2 \lambda$ bits per channel use.

⁴Messages are considered to be composed of bits for simplicity of exposition. The i -th bit arrives at the encoder at time $\frac{i}{R}$ and thus M_i consists of the bits $S_{[(i-1)R]+1}^{[iR]}$.

The proof proceeded by a direct reduction of the anytime communication problem to a problem of stabilization. By linearity, the closed-loop state X_t is decomposed into an input-response \tilde{X}_t and an open-loop disturbance response \check{X}_t . The key idea is to embed the messages into the open-loop uncontrolled state \check{X} of the unstable plant by suitable choice of disturbances. The core equation is:

$$\check{X}_t = \gamma \lambda^t \sum_{k=0}^{\lfloor Rt \rfloor} (2 + \epsilon_1)^{-k} S_k \quad (3)$$

where S_k is the k -th bit to be transmitted (as either ± 1),

$$\epsilon_1 = 2^{\frac{\log_2 \lambda}{R}} - 2 \quad (4)$$

and

$$\gamma = \frac{\Omega}{2\lambda^{1+\frac{1}{R}}} \quad (5)$$

is the scaling term to ensure that the disturbance stayed within the bound Ω . The key property that enabled all this to work was that the minimum gap between the encoded state corresponding to two sequences of bits that first differ in bit position i is given by

$$\text{gap}_i(t) = \inf_{\bar{S}: \bar{S}_i \neq S_i} |\check{X}_t(S) - \check{X}_t(\bar{S})| > \begin{cases} \lambda^{t-\frac{i}{R}} \left(\frac{2\gamma\epsilon_1}{1+\epsilon_1} \right) & \text{if } i \leq \lfloor Rt \rfloor \\ 0 & \text{otherwise} \end{cases} \quad (6)$$

Since stability implies that X_t is usually small, $-\tilde{X}_t$, a function only of the channel outputs, must be close to \check{X}_t . The “gaps” above therefore allow robust recovery of the data at the decoder from $-\tilde{X}_t$ using a variation on the traditional serial A/D algorithm.

On the sufficiency side, the core theorem is:

Theorem 1.5: (Theorem 4.2 in [1]) It is possible to control an unstable scalar process driven by a bounded disturbance over a noisy channel so that the η -moment of $|X_t|$ stays finite for all time if the channel has feedback anytime capacity $C_{\text{any}}(\alpha) > \log_2 \lambda$ for some $\alpha > \eta \log_2 \lambda$ and the observer is allowed to observe the channel outputs and the state exactly.

There are a host of theorems that extend the previous result to situations with various types of limitations:

Theorem 1.6: (Theorem 4.4 in [1]) If for all $\Omega > 0$, it is possible to stabilize a particular unstable scalar system with gain λ^n and arbitrary disturbance signal bounded by Ω when we are allowed n uses of a particular channel between when the control-system evolves, then for any $\Omega > 0$ it is also possible to stabilize an unstable scalar system with gain λ that evolves on the same time scale as the channel using an observer restricted to only observe the system every n time steps.

Theorem 1.7: (Theorem 4.5 in [1]) Theorem 1.5 continues to hold if the control signal U_t is required to depend only on the channel outputs up through time $t - v$ where $v \geq 0$. Only the constants grow larger.

Theorem 1.8: (Theorem 4.6 in [1]) If for all $\Omega > 0$, it is possible to η -stabilize a particular unstable scalar system with arbitrary disturbance signal bounded by Ω given the ability to apply precise control signals, then for all $\Gamma_c > 0$ and $\Omega > 0$, it remains possible to η -stabilize the same unstable scalar system with arbitrary disturbance signal bounded by Ω given the ability to apply only Γ_c -precise⁵ control signals.

Corollary 1.1: (Corollary 4.1 in [1]) It is possible to control an unstable scalar process driven by a bounded disturbance over a noisy channel so that the η -moment of $|X_t|$ stays finite for all time if the

⁵Recall that limited precision control signals refers to situations when the control signal actually applied to the plant may differ from the control signal that the controller wished to apply by no more than $\frac{\Gamma_c}{2}$.

channel has feedback anytime capacity $C_{\text{any}}(\alpha) > \log_2 \lambda$ for some $\alpha > \eta \log_2 \lambda$ and the observer is allowed to observe the channel outputs exactly and has a boundedly noisy view of the state.

Beyond the above extensions to noisy observations or delayed/noisy actions, there are a few important results having to do with limitations on the feedback structure in which the observer is denied direct access to the past channel outputs. The first approach is to consider the anytime capacity without feedback and specialize to the case of discrete memoryless channels (DMCs). For this case, a specific randomized construction was also given for the observer \mathcal{O} that was nearly memoryless using randomly labeled lattice based quantizers.

Definition 1.9: (Definition 5.1 in [1]) A Δ -lattice based quantizer is a map that maps inputs X to integer bins j . The j -th bin spans $(\Delta(\frac{j}{2}), \Delta(\frac{j}{2} + 1)]$ and is assigned to $X \in (\Delta(\frac{j}{2} + \frac{1}{4}), \Delta(\frac{j}{2} + \frac{3}{4})]$ near the center of the bin.

A randomly-labeled Δ -lattice based quantizer is one which outputs A_j when the input is assigned to bin j where the A_j are drawn iid from a specified distribution.

Theorem 1.10: (Theorem 5.2 in [1]) It is possible to control an unstable scalar process driven by a bounded disturbance over a DMC so that the η -moment of $|X_t|$ stays finite for all time if the channel without feedback has random coding error exponent $E_r(R) > \eta \log_2 \lambda$ for some rate $R > \log_2 \lambda$ and the observer is allowed boundedly noisy access to the state process.

Furthermore, there exists an $n > 0$ so this is possible by using an observer \mathcal{O} consisting of a time-varying randomly-labeled Δ -lattice based quantizer that samples the state every n time steps and outputs a random label for the bin index. This random label is chosen iid from the channel input alphabet \mathcal{A}^n according to the distribution that maximizes the random coding error exponent at rate R . The controller must have access to the randomness used to choose the random bin labels.

A simplified interpretation of the above theorem is given by:

Corollary 1.2: (Corollary 5.2 in [1]) If the observer is allowed boundedly noisy access to the plant state, and the noisy channel is a DMC with Shannon capacity $C > \log_2 \lambda$, then there exists some $\eta > 0$ and an observer/controller pair that stabilizes the system in closed loop so that the η -moment of $|X_t|$ stays finite for all time.

It turns out that for many channels losing explicit channel output feedback does not prevent achieving the desired sense of stability:

Theorem 1.11: (Theorem 5.3 in [1]) Given a noisy channel with a countable output alphabet, identify the channel output alphabet with the integers and suppose that there exist⁶ $K > 0, \beta > \eta$ so that the channel outputs B_t satisfy: $\mathcal{P}(|B_t| \geq i) \leq Ki^{-\beta}$ for all t , regardless of the channel inputs.

Then, it is possible to control an unstable scalar process driven by a bounded disturbance over a that channel so that the η -moment of $|X_t|$ stays finite for all time if the channel has feedback anytime capacity $C_{\text{any}}(\alpha) > \log_2 \lambda$ for some $\alpha > \eta \log_2 \lambda$ even if the observer is only allowed to observe X_t corrupted by bounded noise.

There are also analogous results for continuous time where nats are used instead of bits, and the rate is the unstable gain itself rather than the logarithm of the magnitude of the gain. Similarly, for the case of almost-sure stabilization⁷, there are a short sequence of results beginning with a key lemma:

Lemma 1.1: (Lemma 4.1 in [1]) If it is possible to η' -stabilize a persistently disturbed system from (1) with open-loop gain λ' when driven by any driving noise W' bounded by Ω , then there exists a time-varying observer with noiseless access to the state and a time-varying controller so that any undisturbed

⁶This condition is most naturally satisfied by a channel with a finite output alphabet. It is also satisfied naturally for certain channels with quantized outputs coming from inputs with finite dynamic range — for example, a quantized AWGN channel with a hard input amplitude constraint.

⁷In which there was no disturbance and only uncertainty about the initial condition, the desired property was that the controlled state should go almost-surely to zero. In terms of communication, this corresponds to communicating messages known entirely in advance.

system (1) with initial condition $|X_0| \leq \frac{\Omega}{2}$, $W_t = 0$, and $0 < \lambda < \lambda'$ can be stabilized in the sense that there exists a K so that:

$$E[|X_t|^{\eta'}] \leq K\left(\frac{\lambda}{\lambda'}\right)^{\eta't} \quad (7)$$

and culminating in

Corollary 1.3: (Corollary 5.3 in [1]) If the observer is allowed perfect access to the plant state, and the noisy channel is a DMC with Shannon capacity $C > \log_2 \lambda$, then there exists an observer/controller pair that stabilizes the system (1) in closed loop so that:

$$\lim_{t \rightarrow \infty} X_t = 0 \text{ almost surely}$$

as long as the initial condition $|X_0| \leq \frac{\Omega}{2}$ and the disturbances $W_t = 0$.

Furthermore, there exists an $n > 0$ so that this is possible by using an observer \mathcal{O} consisting of a time-varying randomly labeled Δ_t -lattice based quantizer that samples the state every n time steps and outputs a random label for the bin index. The Δ_t shrink geometrically with time, and the random labels are chosen iid from the channel input alphabet \mathcal{A}^n according to the capacity-achieving input distribution. The controller must have access to the randomness used to choose the random bin labels.

B. The model for vector-valued unstable linear systems

The vector-systems model follows (1) except that everything is vector-valued now:

$$\vec{X}_{t+1} = A\vec{X}_t + B_u\vec{U}_t + B_w\vec{W}_t, \quad t \geq 0 \quad (8)$$

where $\{\vec{X}_t\}$ is an \mathbb{R}^n -valued state process $\{\vec{U}_t\}$ is an \mathbb{R}^{m_u} -valued control process and $\{\vec{W}_t\}$ is a bounded noise/disturbance process taking values in \mathbb{R}^{m_w} s.t. $\|\vec{W}_t\| \leq \frac{\Omega}{2}$ where any convenient finite-dimensional norm can be used. A zero initial condition is assumed $\vec{X}_0 = \vec{0}$.

In addition, the input to the observer/encoder may be restricted to be a linear function of the state, rather than the state itself.

$$\vec{Y}_t = C_y\vec{X}_t \quad (9)$$

where \vec{Y}_t is an m_y dimensional vector. The matrices A, B_u, B_w, C_y above are all of the appropriate dimensionality so that the equations (8) and (9) make sense.⁸

Three fundamental issues arise from possible mismatches in dimensionality.

- The control vector might be of lower dimensionality than the state.
- The observation vector available to the encoder might be of lower dimensionality than the state.

These first two can be addressed using the traditional linear systems machinery. Even without any communication constraint, stabilizing the system in closed-loop requires (A, B_u) to be a controllable⁹ pair and (A, C_y) to be an observable¹⁰ pair. Throughout this paper, we do not worry about the slight distinction between controllable and stabilizable. The modes of the linear system that are already stable are not going to be causing trouble.

In our context, there is another dimensionality mismatch that is not immediately apparent:

- The bounded disturbance vector might be of lower dimensionality than the state.

To deal with this, we impose the additional requirement that (A, B_w) is controllable when determining necessary conditions for stabilization. This is a reasonable assumption as it corresponds to requiring that

⁸For example, when B_u is a single column and C_y is a single row, then the system with vector state is considered single-input single-output (SISO) since $U(t)$ is a scalar as is $Y(t)$. It is possible to model any autoregressive moving average (ARMA) scalar system using an appropriate (8) and (9).

⁹A pair of matrices (A, B) are controllable if the matrix $[B, AB, A^2B, \dots, A^{n-1}B]$ is of full rank. This condition assures that by appropriate choice of inputs, all the modes of the linear dynamical system can be controlled.

¹⁰A pair of matrices (A, C) are observable if the matrix $[C, CA, CA^2, \dots, CA^{n-1}]^T$ is of full rank. This condition assures that by combining enough raw observations, all the modes of the linear dynamical system can be observed.

the disturbance can persistently excite all the unstable modes of the system. Otherwise, in the context of the assumption that the initial conditions $\vec{X}_0 = \vec{0}$, those unstable modes may never get excited and might as well not exist.

II. THE REAL DIAGONAL CASE

The simplest possible case is where the real A matrix is diagonal with eigenvalues λ_i for $i = 1 \dots n$. The controllability and observability assumptions translate into B_u, B_w, C_y all being full-rank. Thus, it is natural to change variables by substituting $\vec{U}_t = B_u^{-1}\vec{U}'_t$, $\vec{W}_t = B_w^{-1}\vec{W}'_t$, and using $X_t = C_y^{-1}Y_t$ directly as the observation. In this case the problem decomposes into n parallel scalar problems:

$$X_i(t+1) = \lambda_i X_i(t) + U'_i(t) + W'_i(t) \quad (10)$$

for $i = 1 \dots n$ with the only connection between the different parallel problems i being the common restriction $\|B_w^{-1}\vec{W}'_t\| \leq \frac{\Omega}{2}$. However, since all finite-dimensional norms are equivalent, this restriction can be translated into a pair of restrictions depending on the context.

- For the necessity part in which simulated \vec{W}_t signals must be generated to carry data across the channel, consider an inscribed hypercube within the B_w^{-1} mapped $\frac{\Omega}{2}$ sized ball. Then, the appropriate disturbances to the parallel control systems can be chosen so that the vector of disturbances fits within the hypercube. This can be done since $\exists \Omega'$ s.t. $\|\vec{W}'\|_\infty \leq \frac{\Omega'}{2}$ implies $\|B_w^{-1}\vec{W}'_t\| \leq \frac{\Omega}{2}$. So, for the necessity theorems, the scalar theorems apply directly with Ω' playing the part of the bound.
- The sufficiency proofs require a bounded range that the disturbance can take on subsystem i . The equivalence of the ∞ -norm to all other finite-dimensional norms can be used to inscribe the B_w^{-1} mapped $\frac{\Omega}{2}$ sized ball from the original norm inside a hypercube $\bar{\Omega}$ on each side. Thus, $\bar{\Omega}$ can play the part of the bound and allow the scalar theorems to apply directly.

This same equivalency between norms guarantees that a finite η -moment of the ∞ -norm of \vec{X} implies a finite η -moment of any other norm and vice versa.¹¹ Furthermore, we have following simple lemma, proved in Appendix I-A, showing that if a finite collection of random variables all have finite η -moments, then they have a finite η -moment when collected together into a vector and vice versa.

Lemma 2.1: Let $|X_i|$ be positive random variables. There exists a K such that $E[|X_i|^\eta] \leq K$ for each i if and only if there exists a K' such that $E[\|\vec{X}\|^\eta] \leq K'$.

Furthermore, if $E[\|\vec{X}\|^\eta] \leq K$, then for any matrix L there exists K'' so that $E[\|L\vec{X}\|^\eta] \leq K''$.

Using Lemma 2.1 and the discussion above, Theorem 1.4 immediately applies on a component-wise basis. To state the appropriate corollary, it is convenient to introduce the notion of an anytime rate region that generalizes the notion of a single anytime capacity to a rate region corresponding to a vector of anytime-reliabilities specifying how fast the different bitstreams have their probabilities of error tending to zero with delay.

Definition 2.1: The *anytime rate region* $\mathcal{R}_{\text{any}}(\vec{\alpha})$ of a channel is the set of rate-tuples which the channel can support so that each has a probability of error that asymptotically decays at least exponentially with delay at a rate α_i . There has to exist a uniform constant K so that for each i , all d and all times t :

$$\mathcal{P}\left(\widehat{M}_{i,1}^{t-d}(t) \neq M_{i,1}^{t-d}(t)\right) < K2^{-\alpha_i d}$$

where the $M_{i,j}$ corresponds to the j -th message sent in the i -th bitstream and $M_{i,1}^{t-d}$ is shorthand for the sequence $(M_{i,1}, M_{i,2}, \dots, M_{i,t-d})$.

The *θ -feedback anytime rate region* refers to the region when noiseless channel output feedback is available to the encoder with a delay of $\theta + 1$ time units. If θ is omitted, it is to be understood as being zero.

¹¹Whatever constant factor that bounds the norm from the ∞ -norm will just be raised to the η -th power. This will change the finite expectation by at most that constant factor and hence finite expectations will remain finite.

The idea of the anytime rate region here is to transport parallel bitstreams across the noisy channel, giving each one a potentially different level of reliability.

Corollary 2.1: For a given noisy channel, unstable system (8) with diagonal matrix A consisting of $\lambda_i > 1$, bound Ω , and $\eta > 0$, if there exists an observer \mathcal{O} and controller \mathcal{C} for the unstable vector system that achieves $E[\|\vec{X}_t\|^\eta] < K$ for all sequences of bounded driving noise $\|\vec{W}_t\| \leq \frac{\Omega}{2}$, then for every $\vec{\epsilon} > 0$ the rate vector $(\log_2 \vec{\lambda} - \vec{\epsilon})$ is contained in the feedback anytime rate region $\mathcal{R}_{\text{any}}(\eta \log_2 \vec{\lambda})$.

$\log_2 \vec{\lambda}$ is shorthand for the vector consisting of the base two logarithms of all the components of $\vec{\lambda}$. Similarly, the sufficiency results carry over to the real diagonal case:

Corollary 2.2: It is possible to control an unstable vector process (8) with diagonal controllable dynamics and unstable eigenvalues $\vec{\lambda}$ driven by a bounded disturbance over a noisy channel so that the η -moment of $\|\vec{X}_t\|$ stays finite for all time if for some $\vec{\epsilon} > 0$, the channel has a feedback anytime rate region $\mathcal{R}_{\text{any}}(\eta \log_2 \vec{\lambda} + \vec{\epsilon})$ containing the rate vector $(\log_2 \vec{\lambda} + \vec{\epsilon})$ and the observer is allowed to observe the channel outputs perfectly.

The same carrying over can be done for Theorems 1.6, 1.7, 1.8, and 1.11, as well as Corollary 1.1.

In the vector context, there is a looser, but more easily checked, sufficient condition that ignores the different reliability requirements:

Corollary 2.3: It is possible to control an unstable vector process with diagonal controllable dynamics and unstable eigenvalues $\vec{\lambda}$ driven by a bounded disturbance over a noisy channel so that the η -moment of $\|\vec{X}_t\|$ stays finite for all time if the channel's feedback anytime capacity $C_{\text{any}}(\alpha) > \sum_i \max(0, \log_2 |\lambda_i|)$ for some $\alpha > \eta \max_i \log_2 |\lambda_i|$ and the observer is allowed to observe the channel outputs perfectly and has boundedly noisy observations of the complete vector plant state.

Proof: Just multiplex together various scalar-stabilization bitstreams and send them over the feedback-anytime code. Since the anytime reliability α considers delays measured in time-units and not bit-units, they all will experience the same reliability α . The active constraint then comes from the largest unstable eigenvalue for which $\alpha > \eta \max_i \log_2 |\lambda_i|$ is clearly sufficient. \square

The detailed example worked out in Section VI shows that Corollary 2.3 is not tight and that the full anytime rate regions must be considered in general.

The situation with generalizing Theorem 1.10 and Corollary 1.2 is slightly more interesting. Since there is no prespecified target η for which the system must be η -stable, there is no need to differentiate the service among the dimensions. It is possible to operate at any rate larger than the sum of the logs of the unstable eigenvalues and then translate the resulting anytime reliability into a particular bound η .

Corollary 2.4: For diagonal controllable dynamics, if the observer is allowed boundedly noisy access to the complete vector plant state, and the noisy channel is a DMC with Shannon capacity $C > \sum_i \max(0, \log_2 |\lambda_i|)$, then there exists an observer/controller pair that stabilizes the system in closed loop so that the η -moment of $\|\vec{X}_t\|$ stays finite for all time for some $\eta > 0$ as long as the observer/controller are allowed to share common randomness.

Furthermore, this is possible by using an observer \mathcal{O} consisting of a time-varying random vector quantizer that samples the vector state every n' time steps and outputs a random label for the bin index. This random label is chosen iid from the channel inputs $\mathcal{A}^{n'}$ according to the distribution that maximizes the random coding error exponent at $\sum_i \max(0, \log_2 |\lambda_i|) < R < C$. The controller is assumed to have access to the randomness used to choose the random bin labels.

Proof: The simple approach is to just apply Theorem 1.10 to each of the unstable plant states and then just multiplex the resulting sequence channel inputs across the noisy channel. The decoding and controller actions can proceed on a sub-system by sub-system basis and everything works. However, this does not take advantage of the parallel channel coding advantage [11] and thereby gives up a lot of reliability in the process. In Appendix I-A, a better scheme is given. \square

III. DIAGONAL JORDAN FORMS

The results for real diagonal A matrices extend to the case of real linear systems with A matrices having diagonal Jordan forms — i.e. those that have a full complement of eigenvectors. This is the generic case since the matrices without a full complement of eigenvectors have Lebesgue measure zero. This section's goal is to show that the magnitudes of the unstable eigenvalues are all that matter.

The key idea (following [5]) is to use a coordinate transformation to diagonalize the dynamics of the system. This almost reduces the problem to the diagonal case of the previous section, except for the potential dimensionality mismatch between \vec{X} and \vec{W} . However, by examining time in blocks of at most n at a time, the controllability of (A, B_w) allows the application of any desired bounded disturbance input, fully recovering the diagonal case. This gives:

Theorem 3.1: Assume that for a given noisy channel, system dynamics described by (8) with diagonalizable A and eigenvalues λ_i , and $\eta > 0$, that there exists an observer \mathcal{O} and controller \mathcal{C} for the unstable vector system that achieves $E[\|\vec{X}_t\|^\eta] < K$ for all sequences of bounded driving noise $\|\vec{W}_t\| \leq \frac{\Omega}{2}$. Furthermore, assume that the pair (A, B_w) is controllable.

Let $|\lambda_i| > 1$ for $i = 1 \dots l$, and let $\vec{\lambda}$ be the l -dimensional vector consisting of only the exponentially unstable eigenvalues¹² of A . Then for every $\bar{\epsilon} > 0$ the rate vector $(\log_2 \vec{\lambda}_{||} - \bar{\epsilon})$ is contained in the feedback anytime rate region $\mathcal{R}_{\text{any}}(\eta \log_2 \vec{\lambda}_{||})$ for the noisy channel. $\vec{\lambda}_{||}$ is shorthand notation for the vector whose components are the magnitudes of the unstable eigenvalues.

The same ideas can be used to extend the sufficiency result from Corollary 2.2. Once again, a change of coordinates can diagonalize the system dynamics. In addition, time is viewed in blocks of $2n$. For the first n , observability of (A, C_y) is used to noisily estimate \vec{X} from n consecutive observations of \vec{Y} . During this period, no controls are applied. In the next n times, controllability of (A, B_u) is used to apply the desired control signal. This gives:

Theorem 3.2: Assume for some $\bar{\epsilon} > 0$ that the noisy channel's feedback anytime rate region $\mathcal{R}_{\text{any}}(\eta \log_2 \vec{\lambda}_{||} + \bar{\epsilon})$ contains the rate vector $(\log_2(\vec{\lambda}_{||}) + \bar{\epsilon})$ where $\vec{\lambda}_{||}$ consists of the component-wise magnitudes of the $\vec{\lambda}$.

Then the linear system with dynamics described by (8) with diagonalizable A , unstable eigenvalues $\vec{\lambda}$, controllable (A, B_u) , observable (A, C_y) , bound Ω , can be η -stabilized by constructing an observer \mathcal{O} and controller \mathcal{C} for the unstable vector system that achieves $E[\|\vec{X}_t\|^\eta] < K$ for all sequences of bounded driving noise $\|\vec{W}_t\| \leq \frac{\Omega}{2}$ if the observer has perfect access to the channel outputs.

It is easy to see that the exact same arguments work to generalize most of the sufficiency results from the scalar and diagonal case to the generic vector case. However, there is an interesting aspect to the generic generalization of Theorem 1.10 and Corollary 2.4. In the scalar and diagonal system case, it was possible to stabilize the unstable system for some $\eta > 0$ as long as the DMC's Shannon capacity $C > \sum_i \max(0, \log_2 |\lambda_i|)$ by using nearly memoryless observers that sampled the state \vec{X} every n' time steps. For generic vector systems, a single sample of the observation \vec{Y} is not enough to reveal the current state of the system. Instead, the sense of nearly memoryless encoders is modified to instead take n consecutive samples of the output \vec{Y} , apply a linear transformation to them to recover a boundedly noisy estimate for the current state \vec{X} , and then randomly vector quantize the result into $n' > 2n$ randomly chosen channel inputs. This yields:

Corollary 3.1: For the linear system with dynamics described by (8) with diagonalizable A , unstable eigenvalues $\vec{\lambda}$, controllable (A, B_u) , observable (A, C_y) , and bounded driving disturbance \vec{W} , if the noisy channel is a DMC with Shannon capacity $C > \sum_i \max(0, \log_2 |\lambda_i|)$, then there exists an observer/controller pair that η -stabilizes the system in closed loop for some $\eta > 0$ as long as the observer/controller are allowed to share common randomness.

Furthermore, this is possible by using an observer \mathcal{O} consisting of a time-varying random vector quantizer that samples the observation \vec{Y} in n consecutive time positions every $n' > 2n$ time steps, applies

¹²Eigenvalues with multiplicity should appear multiple times in $\vec{\lambda}$

a possibly time-varying linear transformation to those n samples, and quantizes the result by outputting a random label for the bin index. This random label is chosen iid from the channel input alphabet \mathcal{A}^n according to the distribution that maximizes the random coding error exponent at $\sum_i \max(0, \log_2 |\lambda_i|) < R < C$. The controller is assumed to have access to the randomness used to choose the random bin labels and only applies a nonzero control signal at times disjoint from the times during which output samples are used by the observer.

Finally, consider the obvious generalization of Lemma 1.1 to the vector case.

Lemma 3.1: If it is possible to η' -stabilize a persistently disturbed system from (8) and (9) with dynamics given by $(1 + \xi)A$ when driven by any driving noise \vec{W}' bounded by Ω , then there exists a time-varying observer with noiseless access to the observation \vec{Y} and a time-varying controller so that any undisturbed system (8) with initial condition $|\vec{X}_0| \leq \frac{\Omega}{2}$, $\vec{W}_t = 0$, and dynamics A can be stabilized in the sense that there exists a K for which:

$$E[|\vec{X}_t|^{\eta'}] \leq K \left(\frac{1}{1 + \xi} \right)^{\eta' t} \quad (11)$$

Proof: All that is required is to scale up the observations of the undisturbed system with dynamics A by $(1 + \xi)^t$ before feeding them to the observer and then scaling down the controls by $(1 + \xi)^{-t}$ before applying them to the undisturbed system. Since the scaled system behaves like a system with dynamics $(1 + \xi)A$ and is η' -stable, the actual undisturbed system will satisfy (11). \square

Lemma 3.1 immediately gives almost-sure stabilization results in the style of Corollary 1.3 for vector cases.¹³

IV. RELAXING FEEDBACK TO OBSERVERS AND INTRINSIC DELAY

By the strategy of the previous section of looking at the system in blocks of $2n$ — with controls being applied in the second half of the block while the first half of the block is used for state estimation — the problem of diagonalizable Jordan blocks reduces entirely to n parallel scalar problems, each one observed with noisy observations of the exact state. Consequently, all of the scalar results on sufficiency generalize to the vector case, including those that have no explicit access to the channel feedback at the observer.

However, the reduction to n scalar problems comes with a delay of as much as $2n$ in communication back from the controller to the observer through the plant. Since the channel feedback will also be delayed by $2n$, the sense of anytime reliability required for sufficiency is much stronger than what is required in Theorem 3.2. In this section, an example is used to show that some added delay can be unavoidable and the intrinsic delay is defined for arbitrary linear systems. This concept is then used to give more refined necessity and sufficiency theorems that are tight and have additional delays in feedback.

Example 4.1: Consider the single input single output (SISO) system described by:

$$\begin{aligned} A &= \begin{bmatrix} 2 & 1 & 0 \\ 0 & 3 & 1 \\ 0 & 0 & 4 \end{bmatrix} \\ B_u &= \begin{bmatrix} 0 \\ 0 \\ 1 \end{bmatrix} \\ C_y &= [1, 0, 0] \end{aligned}$$

¹³In particular, Lemma 3.1 shows that a disturbance-free system can be almost-sure stabilized given a DMC with capacity strictly greater than the sum of the logs of the unstable eigenvalues. This is because an appropriately small $\xi > 0$ can be found so that $n \log_2(1 + \xi) + \sum_i \max(0, \log_2 |\lambda_i|) < C$. Thus, Corollary 3.1 will be satisfied and there will exist some η for which the system with $(1 + \xi)A$ dynamics can be η -stabilized. Lemma 3.1 implies that the original system thus has an exponentially decaying η -th moment, and thus a finite sum of η -th moments through time. The only way that can happen is if the state is going to zero almost-surely.

It is controllable since $[B, AB_u, A^2B_u]$ is full rank and observable since (C, CA, CA^2) also span three dimensions. Since the eigenvalues 2, 3, 4 are all distinct, it is certainly diagonalizable as well. For the system, initialized to 0, the impulse response is 0, 0, 1, 9, \dots . The input is not immediately visible at the output and takes 3 total time steps to show up at all. There is no possible way to communicate through the plant with only unit delay.

Example 4.1 motivates the following definition:

Definition 4.1: The *intrinsic delay* $\Theta(A, B_u, C_y)$ of a linear system is the amount of time it takes the input to become visible at the output. It is the minimum integer¹⁴ $i \geq 0$ for which $C_y A^i B_u \neq 0$.

For SISO systems, this is just the position of the first nonzero entry in the impulse response.

A. Refined necessity theorem

The definition of intrinsic delay allows the statement of a more refined version of Theorem 3.1:

Theorem 4.2: Assume that for a given noisy channel, system dynamics described by (8) with diagonalizable A and unstable eigenvalues $\vec{\lambda}$, and $\eta > 0$, that there exists an observer \mathcal{O} (without access to the control signals or channel outputs) and a controller \mathcal{C} for the unstable vector system that achieves $E[\|\vec{X}_t\|^\eta] < K$ for all sequences of bounded driving noise $\|\vec{W}_t\| \leq \frac{\Omega}{2}$. Furthermore, assume that the pair (A, B_w) is controllable.

Then for every $\vec{\epsilon} > 0$ the rate vector $(\log_2 \vec{\lambda}_{||} - \vec{\epsilon})$ is contained in the $\Theta(A, B_u, C_y)$ -feedback anytime rate region $\mathcal{R}_{\text{any}}(\eta \log_2 \vec{\lambda}_{||})$ for the noisy channel.

Proof: In order to generate the next simulated \vec{Y}_{t+1} to feed to the observer \mathcal{O} , the exact \vec{U} values are only needed through time $t - \Theta(A, B_u, C_y)$ since controls after that point have not become visible yet at the plant output. In running the simulated control system at the anytime encoder, a delay of $1 + \Theta(A, B_u, C_y)$ can therefore be tolerated rather than the unit delay assumed earlier. \square

B. Refined sufficiency theorem

To close the gap entirely, the exact channel output must be communicated back to observer through the plant using only θ time steps. The key idea is illustrated in Figure 3. As in the scalar case, the main applied control action will depend only on delayed channel outputs. Assuming that the observer has already recovered those channel outputs, it can remove their effect from its observations. The controller then applies an additional control input whose only purpose is to cause a movement in the observed \vec{Y} that is too big to have been caused by the bounded disturbance \vec{W} . The observer sees these movements with a delay of $1 + \Theta$ and can thus recover the finite channel outputs with that delay. This enables the observer to operate the θ -feedback anytime code and gives:

Theorem 4.3: For some $\vec{\epsilon} > 0$, assume a noisy finite-output-alphabet channel such that the θ -feedback anytime rate region $\mathcal{R}_{\text{any}}(\eta \log_2 \vec{\lambda}_{||} + \vec{\epsilon})$ contains the rate vector $(\log_2(\vec{\lambda}_{||}) + \vec{\epsilon})$ where $\vec{\lambda}_{||}$ consists of the component-wise magnitudes of the $\vec{\lambda}$.

Then any linear system with dynamics described by (8) with diagonalizable A , unstable eigenvalues $\vec{\lambda}$, controllable (A, B_u) , observable (A, C_y) , intrinsic delay $\Theta(A, B_u, C_y) = \theta$ can be η -stabilized by constructing an observer \mathcal{O} and controller \mathcal{C} for the unstable vector system that achieves $E[\|\vec{X}_t\|^\eta] < K$ for all sequences of bounded driving noise $\|\vec{W}_t\| \leq \frac{\Omega}{2}$ if the observer has access to the observations \vec{Y}_t corrupted by bounded noise.

¹⁴Technically speaking, this should be a theorem rather than part of the definition, but since it is an obvious consequence of linearity, it is put into the definition itself for convenience.

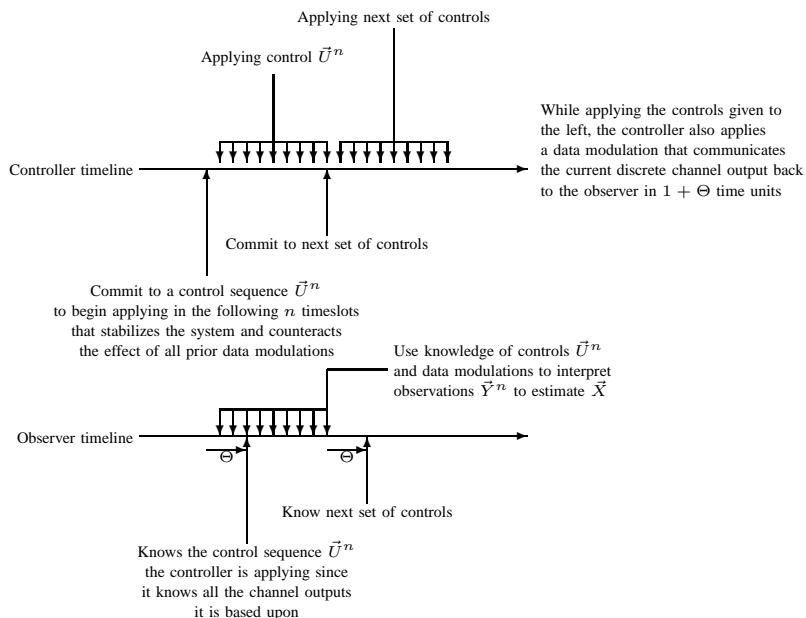


Fig. 3. When viewing time in blocks of n , the controller is required to commit to its primary controls 1 time step before actually putting them into effect. This way, by the time the observer can first see the effect of these controls, it already knows exactly what it is going to be since it knows all the channel outputs that it was based upon.

C. Comments

Theorems 4.2 and 4.3 show that in the vector case, there can be something fundamentally harder about stabilizing an unstable process when explicit noiseless unit-delay feedback of the channel outputs is not available. If the input-output behavior of the system has an intrinsic delay¹⁵ associated with it, then the noisy channel must support enough anytime-reliability at the target rates even with feedback delayed by that intrinsic amount. Knowing the unstable eigenvalues and target moment η may not be enough to evaluate a noisy channel.

Unfortunately, there are no existing general bounds on how much the anytime reliability is reduced by increasing the delay in the noiseless feedback path. In the single data-stream case, delayed feedback does not change the anytime capacity for erasure channels and channels with positive zero-error capacity [13]. Beyond that, we speculate that it may be possible to derive bounds by looking at the appropriate control problems. The impact of delay in the feedback path can be studied by constructing stabilization systems with the appropriate intrinsic delay.

V. NON-DIAGONAL JORDAN BLOCKS

The only remaining challenge concerns non-diagonal Jordan blocks. These arise for certain non-generic linear system structures and interfere with the straightforward diagonalization based arguments used earlier. Controllability and observability give the ability to independently control all the dimensions as well as observe all the state components with bounded noise. However, the diagonalization arguments above are only be enough to separate the problem into ones involving parallel real-valued positive Jordan blocks. To address this challenge, it suffices to consider an n -dimensional square A matrix that represents a single

¹⁵It is important to realize that it is only the intrinsic delay which introduces an additional reliability requirement. In particular, non-minimum phase zeros (zeros of the transfer function outside the unit circle) do not cause any fundamental challenge unless they are at ∞ and correspond to an intrinsic delay. This is in contrast to the results based on purely linear robust control approaches, which do encounter difficulties due to non-minimum phase zeros [12].

real Jordan block.¹⁶

$$A = \begin{bmatrix} \lambda & 1 & 0 & \cdots & 0 \\ 0 & \lambda & 1 & \cdots & 0 \\ \vdots & 0 & \ddots & \ddots & 0 \\ 0 & 0 & \cdots & \lambda & 1 \\ 0 & 0 & \cdots & 0 & \lambda \end{bmatrix}$$

There are two key observations. The first is that the dynamics for $X_n(t)$ are the same as in the scalar case — $X_n(t+1) = \lambda X_n(t) + W_n(t) + U_n(t)$. The second is that the dynamics for all the other components are given by:

$$X_i(t+1) = \lambda X_i(t) + X_{i+1}(t) + W_i(t) + U_i(t) \quad (12)$$

For sufficiency with explicit or implicit feedback, recall that the constructions are based on having a virtual controlled process that was stabilized over a finite rate noiseless channel in a manner that kept the virtual state within a Δ sized box [1]. For the case of nondiagonal Jordan blocks, group together $(X_{i+1}(t) + W_i(t))$ into a single disturbance term that remains bounded since both of its terms are bounded. Induction reduces the problem to a sequence of scalar problems.

Theorem 5.1: For some $\vec{\epsilon} > 0$, assume a noisy channel with feedback anytime rate region $\mathcal{R}_{\text{any}}(\eta \log_2 \vec{\lambda}_{\parallel} + \vec{\epsilon})$ that contains the rate vector $(\log_2(\vec{\lambda}_{\parallel}) + \vec{\epsilon})$ where $\vec{\lambda}_{\parallel}$ consists of the component-wise magnitudes of the λ_i .

Then the linear system with dynamics described by (8) with unstable eigenvalues $\vec{\lambda}$, controllable (A, B_u) , observable (A, C_y) , can be η -stabilized by constructing an observer \mathcal{O} and controller \mathcal{C} that achieve $E[\|\vec{X}_t\|^\eta] < K$ for all sequences of bounded driving noise $\|\vec{W}_t\| \leq \frac{\Omega}{2}$.

It is clear that the exact same ideas can be used to generalize the finite-output-alphabet case of Theorem 4.3 as well. The necessity part is where there is a true question. Does each unstable eigenvalue add required rate or is it only at the eigenvector level? The following theorem answers the question.

Theorem 5.2: Assume that for a given noisy channel, system dynamics described by (8) with eigenvalues $\vec{\lambda}$ and $\eta > 0$, that there exists an observer \mathcal{O} and controller \mathcal{C} for the unstable vector system that achieves $E[\|\vec{X}_t\|^\eta] < K$ for all sequences of bounded driving noise $\|\vec{W}_t\| \leq \frac{\Omega}{2}$.

Let $|\lambda_i| > 1$ for $i = 1 \dots l$, and let $\vec{\lambda}$ be the l -dimensional vector consisting of only the exponentially unstable eigenvalues¹⁷ of A . Then for every $\vec{\epsilon}_1, \vec{\epsilon}_2 > 0$ the rate vector $(\log_2 \vec{\lambda}_{\parallel} - \vec{\epsilon}_1)$ is contained within the $\Theta(A, B_u, C_y)$ -feedback anytime rate region $\mathcal{R}_{\text{any}}(\eta \log_2 \vec{\lambda}_{\parallel} - \vec{\epsilon}_2)$.

This theorem reveals that each unstable eigenvalue, no matter whether it has its own eigenvector or not, induces a demand to reliably transport a bitstream. Here, we just describe the encoding and decoding algorithms. Since the only new feature is the nondiagonal Jordan block, we concentrate on a single such block of size $n \times n$. The remaining proof ideas not presented here are in Appendix I-D.

The n parallel bitstreams are encoded at rates $\log_2 \lambda > R = R_1 = R_2 = \dots = R_n$ using the same bit-encoder as was used previously. At the decoder, notice that the last state is as before and only depends on its own bitstream. However, all the other states have a mixture of bitstreams inside of them since the later states enter as inputs into the earlier states. As a result, the decoding algorithm given in Section III.B.2 of [1] will not work on those states without modification.

The decoding strategy in the non-diagonal Jordan block case¹⁸ changes to be successive-decoding in the style of decoding for the stronger user in a degraded broadcast channel [14]. Explicitly, the procedure goes as follows:

¹⁶The real Jordan blocks corresponding to complex eigenvalues have a similar shape, except the 1s are shifted over by one more position since the λ 's are in pairs. To avoid unnecessary duplication, we focus only on the real case in the discussion here.

¹⁷If an eigenvalue has multiplicity, then it should appear in $\vec{\lambda}$ multiple times.

¹⁸Notice that only the upper-triangular structure of the matrix is used in this argument.

- 1) Set $i = n$. Set $D_j(t) = -\tilde{X}_j(t)$ for all j where \tilde{X}_j represents the j -th component of the system in transformed coordinates driven only by the control inputs \vec{U}' , not the disturbances \vec{W}' . This is what is available at the decoder.
- 2) Decode the bits on the i th stream using the algorithm of Section III.B.2 of [1] applied to $D_i(t)$.
- 3) Subtract the impact of these decoded bits from $D_k(t)$ for every $k < i$.
- 4) Decrement i and goto step 2.

Notice that if all the bits decoded upto a point are correct, then when decoding the bits on the i th stream (using $D_k(t)$ as the input to the bit-extraction algorithm of Section III.B.2 of [1]), the $D_k(t)$ will contain exactly what it would have contained had the A matrix been diagonal. Consequently, the error probability calculations done earlier would apply. However, this successive decoding strategy has the possibility of propagating errors between streams and so error propagation must be accounted for.

Lemma 5.1: Consider a Jordan block corresponding to λ . For every $\epsilon' > 0$, there exists a $K' > 0$ so that the maximum magnitude deviation of D_j due directly to decoding errors in stream $i > j$ occurring for bits corresponding to times after $t - d$ is bounded by $K' 2^{d(1+\epsilon') \log_2 \lambda}$

Lemma 5.1 shows that the error propagation can only cause a total deviation a little larger than λ^d . Since that is comparable to the error propagating up from our own stream's noise, the theorem holds.

VI. DIFFERENTIATED SERVICE EXAMPLE

This section studies a very simple numeric example of a vector valued unstable plant with diagonal A matrix given by

$$A = \begin{bmatrix} 1.258 & 0 & 0 & 0 & 0 \\ 0 & 1.059 & 0 & 0 & 0 \\ 0 & 0 & 1.0585 & 0 & 0 \\ 0 & 0 & 0 & 1.058 & 0 \\ 0 & 0 & 0 & 0 & 1.0575 \end{bmatrix} \quad (13)$$

where the observer has noiseless access to both the state \vec{X} and the applied control signals \vec{U} . The controller can apply any 5-dimensional input that it wishes. Assume that the bounded disturbance \vec{W} satisfies $\|\vec{W}_t\|_\infty \leq \frac{1}{2}$ for all times t . It is easy to see that this example essentially consists of five independent scalar systems that must share a single communication channel.

First, Section VI-A shows that it is possible to hold this system's state within a finite box over a noiseless channel using total rate $R = \frac{2}{3}$ consisting of one bitstream at rate $\frac{1}{3}$, and four other bitstreams, each of rate $\frac{1}{12}$. Section VI-B considers a particular binary erasure channel and shows that if it is used without distinguishing between the bitstreams, then mean-squared stability can not be achieved. Section VI-C shows how a simple priority based system can distinguish between the bitstreams in such a way as to achieve mean-squared stability while essentially using the observer/controller originally designed for the noiseless link. Finally, Section VI-D discusses how this diagonal example can be transformed into a single-input single-output control problem that suffers from the same essential limitations.

A. Design for a noiseless channel

The system defined by (13) is essentially five independent systems and so falls under the treatment given in Section II. Notice that

$$\begin{aligned} \frac{1}{3} &> \log_2(1.258) \\ \frac{1}{12} &> \log_2(1.059) \end{aligned}$$

and so by Corollary 2.2, it is sufficient to use five parallel bitstreams of rates $R_1 = \frac{1}{3}$ (for the first sub-system) and $R_2 = R_3 = R_4 = R_5 = \frac{1}{12}$ (for the other four subsystems).

Assume that the observer chooses to observe the first component of the plant only every three time steps. It is immediately clear that this has dynamics given by:

$$X_1(t+3) = (1.258)^3 X_1(t) + \sum_{k=0}^2 (1.258)^k W_1(t+2-k) + \sum_{k=0}^2 (1.258)^k U_1(t+2-k) \quad (14)$$

The $U_1(t)$ are known at both observer and controller and so all that matters is that the noise terms behave as though $\Omega_1 = 4.573429512$. Thus [1] guarantees that by transmitting 1 bit every 3 time units, the uncertainty for the first part of the state stays within a box of width $\Delta_1 = \frac{4.573429512}{1-1.9908655122^{-1}} \approx 1002$. The controller for the first component also only needs to act at times that are divisible by three and applies a zero control at all other times.

By applying the same argument to the other four streams, and looking at time in multiples of twelve:

$$X_2(t+12) = (1.059)^{12} X_2(t) + \sum_{k=0}^{11} (1.059)^k W_2(t+11-k) + \sum_{k=0}^{11} (1.059)^k U_2(t+11-k) \quad (15)$$

and so effectively $\Omega_2 \approx 16.772$. Calculating Δ_2 gives ≈ 3205 . Repeating for the others gives: $\Delta_3 = 1540.70$, $\Delta_4 = 1013.85$, $\Delta_5 = 755.38$. Once again, the controller for each of these four sub-systems only needs to act every twelve time steps.

Finally, over a noiseless $R = \frac{2}{3}$ channel, we need to specify the order in which the five-bitstreams are multiplexed together into a single bitstream. Anything reasonable will work, so use following repeating sequence 1, 2, 1, 3, 1, 4, 1, 5, 1, 2, ... for the bits, or with respect to time: 1, 2, 0, 1, 3, 0, 1, 4, 0, 1, 5, 0, ... with the 0 representing the $\frac{1}{3}$ fraction of the time when no inputs are accepted by the noiseless rate $\frac{2}{3}$ channel.

B. Treating all bits alike

Following the layering design paradigm, we will attempt to connect the observers and controllers from the previous section over a binary erasure channel with erasure probability $\delta = 0.27$ and noiseless feedback available to the encoder. There is clearly enough Shannon capacity since $1 - 0.27 = 0.73 > \frac{2}{3}$. To minimize latency per-bit, the natural choice of coding scheme is a FIFO queue in which bits are retransmitted until they get through correctly.

In this section, the channel encoder does not discriminate between the various bits coming out of the observer and so there is only a single queue. When the queue is empty, a dummy bit is sent across the channel. Even if that dummy bit is not erased, the receiver knows to ignore it since it knows that it is already caught up with the bitstream. Since the bits from the five bitstreams were multiplexed together in a deterministic fashion, and the FIFO queue does not change the order of bits, the receiver has no difficulty in dispatching the bit to whichever controller is waiting for it. The picture is illustrated in figure 4.

The only substantial change now is that the controller for sub-system i might receive some of the bits in a delayed fashion. If the controller would have applied control $U_i(t_o)$ if a particular data bit had arrived on-time, then it will apply $\lambda_i^d U_i(t_o)$ if that bit is delayed by d time-steps. This way, the controller is able to compensate for the known evolution of the plant due to the unstable dynamics.

It is clear that the controlled sub-state $|X_i(t)|$ can become big only when the bits in the i -th bitstream are delayed. In particular, there exists a constant K_i so that $\mathcal{P}(|X_i(t)| > K_i \lambda_i^d)$ must be bounded above by the probability that the bits at the receiver at time t are delayed by d or more. However, since the queue is FIFO, and the incoming rate is a deterministic $\frac{2}{3}$, a delay of d requires the queue to contain $\frac{2}{3}d$ bits in it.

To understand the asymptotic probability of having $\frac{2}{3}d$ bits waiting in the queue, group channel uses into blocks of three so that the number of bits awaiting transmission at the end of a block is the Markov

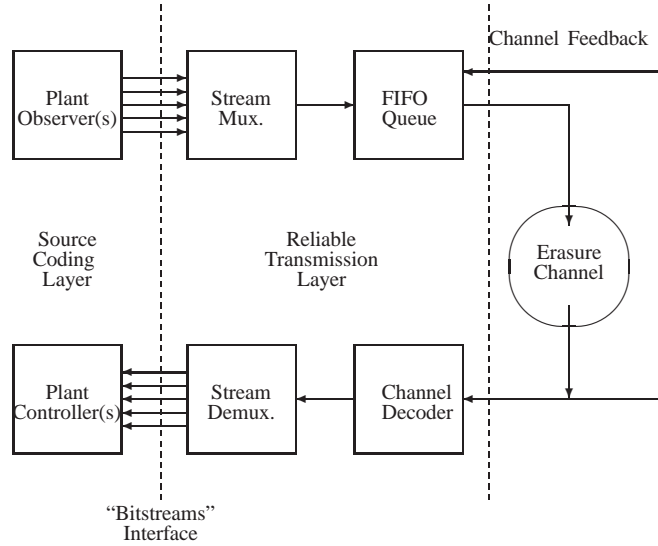


Fig. 4. Forcing all the bitstreams to get the same treatment for reliable transmission

state for the queuing system, and the resulting Markov chain is aperiodic. Let $p_{i,j}$ represent the probability that the queue in state i will go next to state j .

$$\begin{aligned}
 p_{0,0} &= 3\delta(1-\delta)^2 + (1-\delta)^3 \\
 p_{i,i+2} &= \delta^3 \\
 p_{i,i+1} &= 3\delta^2(1-\delta) \\
 p_{i,i} &= 3\delta(1-\delta)^2 \\
 p_{i+1,i} &= (1-\delta)^3
 \end{aligned}$$

The steady state distribution $\{\pi_i\}$ for the states can be calculated from the local balance equations for the Markov chain. Assume $i \geq 2$ and take the cut separating the states $i-1$ and lower from the states i and higher. There is only one flow going across the cut in the negative direction: $(1-\delta)^3\pi_i$. There are three flows going across the cut in the positive direction: $\delta^3\pi_{i-2} + \delta^3\pi_{i-1} + 3\delta^2(1-\delta)\pi_{i-1}$. Setting them equal gives a recurrence relation for π_i :

$$\pi_i = \frac{\delta^3\pi_{i-2} + (3\delta^2 - 2\delta^3)\pi_{i-1}}{(1-\delta)^3} \quad (16)$$

A simple application of the quadratic formula reveals that $\pi_i \propto \left(\frac{3\delta - 2\delta^2 + \sqrt{4\delta - 3\delta^2}}{2(1-\delta)^3}\right)^i \approx (0.55256)^i$ for large i . The governing geometric for delay thus has the base $\approx (0.55256)^{\frac{2}{3}} \approx 0.673369$. Meanwhile, the first subsystem grows as $(1.258)^d$ and thus its second moment grows like $((1.258)^2)^d = (1.582564)^d$. Since $1.582564 * 0.673369 \approx 1.07 > 1$, the second moment of $|X(t)|$ diverges for the first subsystem and hence for the plant as a whole. This particular observer/controller pair can not be successfully connected across this particular noisy channel with feedback in an application-blind way.

It turns out that this limitation is not restricted to the rate $\frac{2}{3}$ observer used here. If a channel-code were used that did not differentiate among the substreams, then that code would give the same anytime reliability to all the constituent bits. The minimum anytime reliability required is $\alpha^* = 2\log_2 1.258 \approx 0.6623$. For the binary erasure channel, there is an upper-bound¹⁹ on the feedback anytime-capacity:[13]

$$C_{\text{any}}(\alpha) \leq \frac{\alpha}{\alpha + \log_2\left(\frac{1-\delta}{1-\delta 2^\alpha}\right)} \quad (17)$$

¹⁹This bound is actually achievable. A heuristic treatment of this bound is given in [15] and repeated in [16]. A more formal treatment is given in [13].

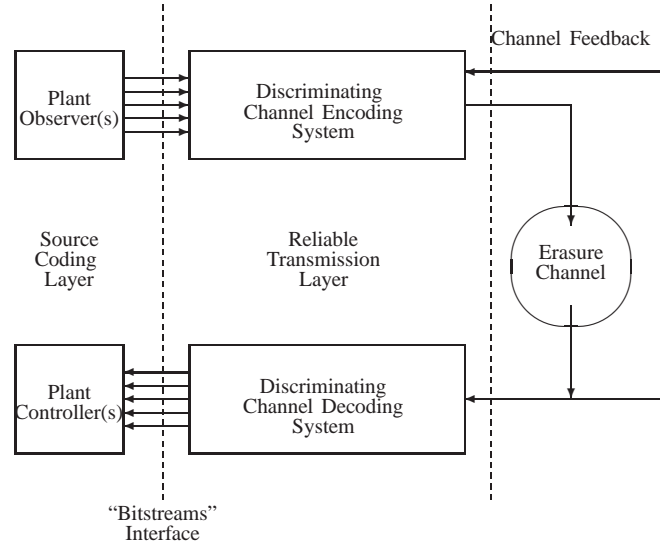


Fig. 5. Allowing the reliable transmission layer to discriminate between bitstreams

Plugging in $\delta = 0.27$ and $\alpha = 2 \log_2 1.258$ into (17) reveals that the channel can only carry $\approx 0.65418 \leq \log[2](1.258) + \log[2](1.059) + \log[2](1.0585) + \log[2](1.058) + \log[2](1.0575) \approx 0.65785$ bits/use with the required reliability. Thus, it is impossible to simultaneously attain the required rate/reliability pair by using an erasure channel code that treats all bits alike.

C. Differentiated service

The main difficulty encountered in the previous section was that the most challenging reliability requirement comes from the largest eigenvalue, while the total rate requirement involves all the eigenvalues. This section explores the idea of differentiated service at the reliable transmission layer as illustrated in figure 5. In the context of the erasure channel, a simple priority-based scheme illustrated in figure 6 is used that gives extra reliability to the bitstream corresponding to the first subsystem at the expense of lower reliability for the other streams.

The priority scheme's channel encoder works as follows:

- Store the incoming bits from the different streams into prioritized FIFO buffers — one buffer for each distinct priority level.
- At every opportunity for channel use, transmit the oldest bit from the highest priority input buffer that is not empty.
- If the bit was received correctly, remove it from the appropriate input buffer.
- If there are no bits waiting in any buffer, then send a dummy bit across the channel.

Exactly two priority levels are used. The higher one corresponds to the rate $R_1 = \frac{1}{3}$ bitstream coming from the first subsystem with eigenvalue 1.258. The lower one corresponds to the multiplexed stream at rate $R_2 + R_3 + R_4 + R_5 = \frac{1}{3}$ and corresponds to the four subsystems with eigenvalues less than 1.059.

The decoder functions on a stream-by-stream basis. Since there is noiseless feedback and the encoder's incoming bitstreams are deterministic in their timing, the decoder can keep track of the encoder's buffer sizes. As a result, it knows which incoming bit belongs to which stream and can pass the received bit on to the appropriate subsystem's controller. The sub-system controllers are patched as in the previous section — they apply $\lambda_i^d U_i(t_o)$ if their bit arrives with a delay of d time-steps.

All that remains is to calculate the steady-state distribution of the delays by looking at the queue-length distributions and interpreting them appropriately.

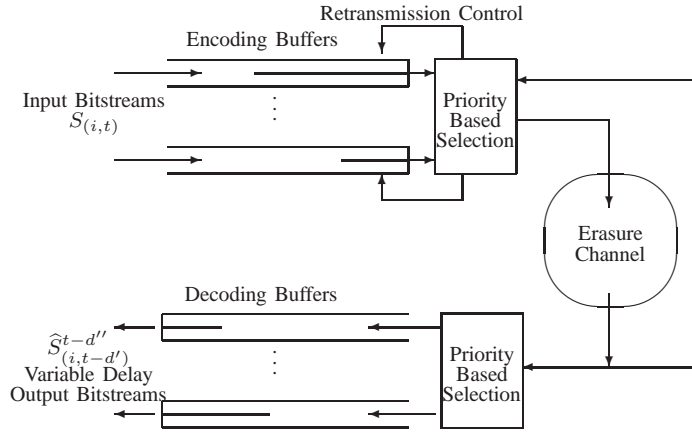


Fig. 6. The strict priority queuing strategy for discrimination between bitstreams. Lower priority buffers are served only if the higher priority ones are empty.

1) *The high priority stream:* Since the highest priority stream preempts all lower priority streams, it effectively does not have to share the channel at all. As before, a simple Markov chain is obtained by grouping time into blocks of three. The number of high-priority bits awaiting transmission at the end of a time block is the Markov state and let $p_{i,j}$ represent the probability that the queue in state i will go next to state j .

$$\begin{aligned}
 p_{0,0} &= 3\delta^2(1-\delta) + 3\delta(1-\delta)^2 + (1-\delta)^3 \\
 p_{i,i+1} &= \delta^3 \\
 p_{i,i} &= 3\delta^2(1-\delta) \\
 p_{i,i-1} &= \begin{cases} 3\delta(1-\delta)^2 + (1-\delta)^3 & \text{if } i = 1 \\ 3\delta(1-\delta)^2 & \text{if } i > 1 \end{cases} \\
 p_{i,i-2} &= (1-\delta)^3
 \end{aligned}$$

It is possible to calculate the steady state distribution π for this Markov chain. By examining a cut between states $i-2$ and state $i-$, following local balance equation is obtained for $i \geq 2$

$$\delta^3 \pi_{i-2} = (1-\delta)^2 (2\delta + 1) \pi_{i-1} + (1-\delta)^3 \pi_i$$

which results in the following recurrence relation for π_i :

$$\pi_i = \frac{\delta^3 \pi_{i-2} - (1-\delta)^2 (1+2\delta) \pi_{i-1}}{(1-\delta)^3} \quad (18)$$

Once again, a simple application of the quadratic formula reveals that $\pi_i \propto \left(\frac{2\delta^2 - \delta - 1 + \sqrt{1 + 2\delta - 3\delta^2}}{2(1-\delta)^2} \right)^i \approx (0.023718)^i$ for large i . The relevant rate here is just R_1 and so the governing geometric for delay has the base $\approx (0.023718)^{\frac{1}{3}} \approx 0.287314$. Recall that the second moment of the first subsystem will grow with delay as $(1.582564)^d$. The simple check $1.582564 * 0.287314 = 0.454692 < 1$ reveals that second moment of the first subsystem converges to a finite value.

2) *The low priority streams:* Rather than doing a similar calculation for the low priority streams, just reuse a calculation already performed in Section VI-B. Upper-bound the queue-length of the low-priority queue by the combined length of the two queues. This combined queue length behaves according to the Markov chain in Section VI-B since the combined queue-length behaves as a single rate $\frac{2}{3}$ stream entering a queue with geometric service time. Recall that this chain has a steady state distribution with

$\pi_i \propto \left(\frac{3\delta - 2\delta^2 + \sqrt{4\delta - 3\delta^2}}{2(1-\delta)^3} \right)^i \approx (0.55256)^i$ for large i . Therefore the bits in the lower priority queue and large delays d :

$$\begin{aligned} P_{\text{error}}(\text{Delay} = d) &\leq P(\text{Combined Buffer State} > d(R_2 + R_3 + R_4 + R_5)) \\ &\leq K \left(\frac{3\delta - 2\delta^2 + \sqrt{4\delta - 3\delta^2}}{2(1-\delta)^3} \right)^{\frac{d}{3}} \end{aligned}$$

which for $\delta = 0.27$ results in a probability of delay that dies at least as fast²⁰ as $\approx (0.55256)^{\frac{1}{3}d} \approx (0.820591)^d$. Meanwhile, the second moment of the subsystems 2 through 4 can only grow at most as $(1.059)^{2d} \approx (1.121481)^d$. Since $1.121481 * 0.820591 \approx 0.92028 < 1$, it is clear that the second moments of all the subsystems converge and so the closed loop system is stable with differentiated service across the link.

D. Interpreting and extending the example

The diagonal system example given here is subject to two interpretations. First and most directly, it can be interpreted as a group of five applications each representing a physically distinct control system. For whatever reason, these distinct applications need to share a common bottleneck communication link. In that case, it represents an information-theoretic example of how different interactive applications sharing the same communication link can require differentiated service by the reliable communication layer even in the context of an asymptotic binary performance objective like η -stabilization.

Alternatively, this example can be interpreted as a single system with vector valued state. This vector-state valued system can be at the heart of even a single-input single output control system. Consider the transformation matrix²¹:

$$T = \begin{bmatrix} 2 & 0 & 2 & 1 & 2 \\ 1 & 0 & 1 & 0 & 1 \\ 0 & 2 & 0 & 1 & 2 \\ 2 & 1 & 0 & 1 & 0 \\ 1 & 2 & 0 & 1 & 0 \end{bmatrix} \quad (19)$$

This transformation is used to define $\tilde{A} = TAT^{-1}$ using (19) and (13). The B_w matrix remains the identity while B_u and C_y are given by:

$$B_u = \begin{bmatrix} 1 \\ 0 \\ 0 \\ 0 \\ 0 \end{bmatrix} \quad (20)$$

and

$$C_y = [1, 0, 0, 0, 1] \quad (21)$$

In words, we can only immediately control the first dimension of the vector state and our observations are limited to the sum of the first and last dimensions of the state. However, it is easy to verify that $[B_u, \tilde{A}B_u, \tilde{A}^2B_u, \tilde{A}^3B_u, \tilde{A}^4B_u]$ is of full rank and thus the system is controllable. Similarly, the observability conditions are also satisfied. Thus this unstable scalar-output system with scalar-input falls within the parameters of Theorems 3.1 and 3.2 and the results of the previous few sections will apply to it. In order to stabilize its second moment across a binary erasure channel with probability of erasure

²⁰It actually dies faster than that since many of the bits in the combined queue belong to the higher priority bitstream.

²¹This T matrix was generated randomly for this example.

$\delta = 0.27$ using a separation architecture²², we require an observer that isolates the 1.258 eigenvalue and then assigns the corresponding bitstream a higher priority for transport across the noisy channel.

Finally, this example was crafted with the binary erasure channel in mind. Although we expect that similar examples exist for most nontrivial discrete memoryless channels, it is also important to point out that there are special channels for which such examples do not exist. In particular, the average power-constrained AWGN channel with feedback is special. As shown in [1], the AWGN channel had a feedback anytime capacity equal to its Shannon capacity regardless of α . Examples illustrating the need for differentiated service can only exist when there is a nontrivial tradeoff between rate and reliability.

Even so, the results in this paper are significant in the case of Gaussian channels. They effectively show that stabilization is possible over an adequate capacity AWGN channel with noiseless feedback even when there is a dimensionality mismatch between the channel and the plant. Prior results involving only linear control theoretic techniques could not reach the capacity bound for all cases in which the dimension of the plant was different than the dimension of the channel [4].

VII. CONCLUSIONS

Theorems 5.2 and 5.1 reveal that the problem of stabilization of a linear vector plant over a noisy channel is intimately connected to the problem of reliable anytime communication over a noisy channel of parallel bitstreams where the encoder has access to noiseless feedback of the channel outputs. The anytime-capacity region of a channel with feedback is the key to understanding whether or not it is possible to stabilize an unstable linear system over that noisy channel. The two problems are related through three parameters. The primary role is played by the magnitudes of the unstable eigenvalues since their logs determine the required rates. The target moment η multiplies these logs to give the required anytime reliabilities. Finally, the intrinsic delay $\Theta(A, B_u, C_y)$ tells us the noiseless feedback delay to use while evaluating the required anytime reliabilities when explicit channel feedback is not available.

It should be immediately clear that all the arguments given in [1] on continuous-time models also apply in the context of vector-valued states. Standard results on sampling linear systems tell us that in the continuous-time case, the role of the magnitude of the unstable eigenvalues will be played by the positive real part of the unstable eigenvalues. Similarly, all the results regarding the almost-sure sense of stabilization when there is no persistent disturbance also carry over directly.

In addition, because the results given here apply for general state-space models, they also apply to all equivalent linear models. In particular, they also apply to the case of control systems modeled using ARMA models or with rational open-loop transfer functions of any finite order. Assuming that there is no pole/zero cancellation, such results can be proven using standard linear techniques establishing the equivalence of SISO models to the general state-space forms considered here. In those cases, the unstable eigenvalues of the state-space model correspond to the unstable poles (together with their multiplicities) of the ARMA model. The intrinsic delay corresponds to the number of leading zeros in the impulse response, i.e. the multiplicity of the zero at $z = \infty$.

The primary limitation of the results so far is that they only cover the binary question of whether the plant is stabilizable in the η -moment sense or not. They do not address the issue of performance. In [17], we are able to cleanly approach the question of performance for the related scalar estimation problem using rate-distortion techniques. The linear systems techniques of this paper apply directly to the estimation problem there and can generalize the results naturally to the vector case.²³ For the estimation

²²Without the requirement of separating reliable communication from the underlying application, it is hard to interpret priority in a meaningful way. For example, an observer could just operate by finding the direction in which current state uncertainty at the decoder is greatest and then use its bit to communicate which half the state lies in. The corresponding controller just keeps track of this same uncertainty and applies a control designed to bring the state uncertainty back to around the origin. Upon reflection, it becomes clear that this approach corresponds to reliable communication through a longest-queue-first transmission strategy that implicitly favors the higher-rate flows from a delay perspective.

²³In particular, it is straightforward to apply these techniques to completely solve all the nonstationary auto-regressive cases left open in [18].

problem where the limit of large estimation delays does not inherently degrade performance, it turns out that l parallel bitstreams corresponding to each unstable eigenvalue are required, each of rate $> \log_2 |\lambda_i|$, together with one residual bitstream that is used to boost performance in the end-to-end distortion sense. The unstable streams all require anytime reliability in the sense of Theorem 5.2 while the residual stream just requires Shannon's traditional reliability. Since there are no control signals in the case of estimation, intrinsic delay plays no role there. In the control context, the results from sequential rate-distortion theory already give a bound on the total classical capacity required for a target level of performance [4]. However, there is no corresponding sufficiency result for control performance over general channels since there is no available slack-parameter that we can let get large in order to overcome possible mismatches between the channel and the system.

A second limitation of the results so far is that there are no good bounds on the anytime rate and reliability regions beyond the ones for the single-rate/reliability region [13]. However, even without such bounds, we have learned something nontrivial about the relative difficulty of different stabilization problems. For example, consider a scalar system with a single unstable eigenvalue of $\lambda = 8$ as compared to a vector-state system with three unstable eigenvalues, all of which are $\lambda_i = 2$. From a total rate perspective, the two appear identical requiring at least 3 bits per unit time. However, they can be distinguished based on the anytime-reliability they require for a given η -moment stability. The scalar case requires anytime-reliability $\alpha > 3\eta$ while the vector case can make do with any $\alpha > \eta$. Since the three eigenvalues are identical in the vector case, there is also no need to prioritize any one of them over the others and thus we can interpret the "vector-advantage" as being a factor reduction in the anytime-reliability required. Thus, in the precise sense of Section VII of [1], vector-stabilization problems are easier than the scalar-stabilization problem having the same rate requirement.²⁴ It seems that spreading the potential growth of the process across many independent dimensions reduces the reliability requirements demanded from the noisy channel.

APPENDIX I LONGER PROOFS

A. Proofs from Section II

Proof of Lemma 2.1: First assume that $E[\|\vec{X}\|^\eta] \leq K'$. Then by the equivalence of finite-dimensional norms:

$$\begin{aligned} K' &\geq E[\|\vec{X}\|^\eta] \\ &\geq \kappa^\eta E[\|\vec{X}\|_\infty^\eta] \\ &= \kappa^\eta E[(\max_i |X_i|)^\eta] \\ &\geq \kappa^\eta E[|X_i|^\eta] \end{aligned}$$

²⁴This vector advantage in terms of required anytime reliability is even more surprising in light of the performance bounds in terms of rate only. [4] gives explicit bounds on the squared-error performance using sequential distortion-rate theory. Suppose the $\lambda = 8$ scalar plant was driven by a standard iid Gaussian disturbance while the vector plant was diagonal and driven by three iid Gaussians each of variance $\frac{1}{3}$. For a given rate R (in bits), the sequential distortion-rate bound on $E[|X_t|^2]$ is $\frac{1}{1-4^{3-R}}$ for the scalar system while it is $\frac{1}{1-4^{1-\frac{R}{3}}}$ for the vector system. For a given rate, the second-moment performance of the vector system is *worse* than the scalar one. For example, at rate 4 the scalar one gets to ≈ 1.33 while the vector one is ≈ 2.70 . At high rates, the two approach each other in terms of second-moment performance but the anytime-reliability requirements for the scalar system remain much higher.

Giving $E[|X_i|]^\eta \leq \frac{K'}{\kappa^\eta}$. To see the other direction, first assume that $E[|X_i|^\eta] \leq K$.

$$\begin{aligned}
E[\|\vec{X}\|^\eta] &\leq \kappa'^\eta E[\|\vec{X}\|_\infty^\eta] \\
&= \kappa'^\eta E[(\max_i |X_i|)^\eta] \\
&= \kappa'^\eta \int_0^\infty \mathcal{P}((\max_i |X_i|)^\eta \geq t) dt \\
&\leq \kappa'^\eta \int_0^\infty \sum_i \mathcal{P}(|X_i|^\eta \geq t) dt \\
&= \kappa'^\eta \sum_i \int_0^\infty \mathcal{P}(|X_i|^\eta \geq t) dt \\
&= \kappa'^\eta \sum_i E[|X_i|^\eta] \\
&\leq n \kappa'^\eta K
\end{aligned}$$

For the second part, use the ∞ -norm again and given the previous part, just consider a single term $\sum_{i=1}^n l_i X_i$ and show that its η -moment is bounded.

$$\begin{aligned}
E[|\sum_{i=1}^n l_i X_i|^\eta] &\leq E[(\sum_{i=1}^n |l_i X_i|)^\eta] \\
&\leq E\left[\left(\sum_{i=1}^n (\max_i |l_i|)(\max_i |X_i|)\right)^\eta\right] \\
&\leq (n \|\vec{l}\|_\infty)^\eta E[\|\vec{X}\|_\infty^\eta] \\
&\leq (n \|\vec{l}\|_\infty)^\eta K''
\end{aligned}$$

which proves the result. \square

Improved Proof of Corollary 2.4: The idea is to follow the same strategy as the proof to Theorem 1.10 in [1], but naturally generalized to the vector case in a way that gives the parallel channel coding advantage. We sketch only the modifications here since most of the details are essentially identical. Assume all $|\lambda_i| \geq 1$.

- Partition the unstable sub-space into evenly-sized large boxes that are Δ on each side where Δ is suitably large.
- Augment the partition by adding an additional box centered on each of the vertexes of the original partition boxes. This adds at most a factor of 2^n additional boxes.
- Each box is given an iid sequence of n' channel inputs drawn from the relevant error-exponent maximizing distribution. These sequences are also iid across the different boxes²⁵ and at different time instants.
- Given suitably large Δ , in n' time units, the uncertainty in each box can grow to overlap with no more than $K 2^n |\det(A)|^{n'} = K 2^n \prod_i |\lambda_i|^{n'}$ new boxes in the original augmented partition for some constant K .
- Since the controller knows its past control signals, the channel outputs behave like they are coming from a random trellis code with rate $\frac{\log_2(K 2^n \prod_i |\lambda_i|^{n'})}{n'} = \frac{n + \log_2 K}{n'} + \sum_i \log_2 |\lambda_i|$ per channel use which is less than C for large enough n' .

Everything else is as it was in the scalar case and this achieves an internal reliability of the random coding error exponent evaluated at the sum of the log of the unstable eigenvalues. To get the η -sense of stability that is achieved, just divide that exponent by the log of the largest unstable eigenvalue. \square

²⁵This independence across all boxes is what is important to get the parallel channel advantage in reliability.

B. Proofs from Section III

Proof of Theorem 3.1: The goal is to transform the problem into one for which Corollary 2.1, the necessity theorem for the case of diagonal real matrices, applies.

Recall that at the encoder side, the disturbance input \vec{W} is used to embed the data bits into the uncontrolled state. Since (A, B_w) is a controllable pair, within at most n time steps, it is possible to take the system starting at $\vec{X}_t = \vec{0}$ and drive it to any $\vec{X}_{t+n+1} = \vec{w}'$ through the choice of disturbance inputs \vec{W}_t^{t+n} . Since the system is linear, given a bound on $\|\vec{W}\|_\infty$, there exists an Ω' so that as long as $\|\vec{w}'\|_\infty < \frac{\Omega'}{2}$ we can choose an acceptable sequence of n disturbance vectors \vec{W} to reach it.

Use linearity and rewrite the system dynamics (8) using blocks of time of size n as:

$$\vec{X}_{nk} = A^n \vec{X}_{n(k-1)} + \vec{U}'_k + \vec{W}'_k, \quad t \geq 0 \quad (22)$$

where \vec{U}'_k just combines the net effect of the controls over the past n time-steps and \vec{W}'_k is now an arbitrary n -vector disturbance with $\|\vec{W}'_k\|_\infty \leq \frac{\Omega'}{2}$.

Since A is diagonalizable, there exists a nonsingular matrix V so that $VAV^{-1} = \Lambda$, a diagonal matrix with the first l diagonal elements corresponding to the exponentially unstable eigenvalues. Thus $A^n = V^{-1}\Lambda^n V$. This handles all the real eigenvalues and it is well known that we can change coordinates using V to get diagonal dynamics.

To avoid any complications arising from the complex eigenvalues, we rely on the real Jordan normal form [19]. This guarantees that there exists a nonsingular real matrix V so that VAV^{-1} is a diagonal sum of either traditional real Jordan blocks corresponding to the real eigenvalues and special “rotating” Jordan blocks corresponding to each pair of complex-conjugate eigenvalues. The rotating block for the pair $\lambda = \lambda_r + \lambda_j\sqrt{-1}$ and its conjugate is a two-by-two matrix:

$$\begin{aligned} & \begin{bmatrix} \lambda_r & \lambda_j \\ -\lambda_j & \lambda_r \end{bmatrix} \\ &= \begin{bmatrix} |\lambda| & 0 \\ 0 & |\lambda| \end{bmatrix} \begin{bmatrix} \cos(\angle\lambda) & \sin(\angle\lambda) \\ -\sin(\angle\lambda) & \cos(\angle\lambda) \end{bmatrix} \end{aligned}$$

which is clearly a product of a scaling matrix and a rotation matrix. Group these two-by-two blocks into a block-diagonal unitary matrix R . So $VAV^{-1} = \Lambda R$ where Λ is now the real diagonal matrix consisting of the magnitudes of the eigenvalues.

The key is to take the rotating parts and move them into a rotating coordinate frame which makes the system dynamics real and diagonal. Transform to $\vec{X}'_{kn} = (R^{-kn}V)\vec{X}_{kn}$ using $R^{-kn}V$ as the real time-varying coordinate transformation. Notice that

$$\begin{aligned} \vec{X}'_{k+1} &= R^{-(k+1)}V\vec{X}_{k+1} \\ &= R^{-(k+1)}VA\vec{X}_k + \dots \\ &= R^{-(k+1)}VAV^{-1}R^k\vec{X}'_k + \dots \\ &= R^{-(k+1)}\Lambda R R^k\vec{X}'_k + \dots \\ &= R^{-(k+1)}R^{k+1}\Lambda\vec{X}'_k + \dots \\ &= \Lambda\vec{X}'_k + \dots \end{aligned}$$

since the Λ diagonal matrix commutes with the unitary block-diagonal matrix R . Thus, this time-varying change of coordinates transforms (22) into

$$\vec{X}'_{nk} = \Lambda^n \vec{X}'_{n(k-1)} + \vec{U}''_k + \vec{W}''_k, \quad t \geq 0 \quad (23)$$

where Λ^n is a real diagonal matrix with the i th entry being $|\lambda_i|^n$. The \vec{U}'' and \vec{W}'' are essentially the same as they were in (22) except possibly with a smaller constant bound $\Omega'' > 0$ for \vec{W}'' due to the rotating

change of basis. Notice that the time-varying nature of the transformation is due to taking powers of the unitary matrix R and so the Euclidean norm is not time-varying.

Now the second part of Lemma 2.1 can deal with the change of coordinates and Corollary 2.1 applies to the unstable subspace of (23). Observe that $\log_2 |\lambda_i|^n = n \log_2 |\lambda_i|$ and by expressing both the delay in unit time rather than in steps of n and the bitrates per unit time rather than in steps of n , we have the desired result. \square

Proof of Theorem 3.2: First, consider the case where \vec{X}_t is observed directly at the encoder. Using the same ideas as the proof of Theorem 3.1, setup a rotating coordinate frame in which the plant behaves as though it were real and diagonal. However, there is still the issue of choosing control signals. The controllability of (A, B_u) can be used by treating time in blocks of n at a time to apply any desired change to the state. Since there is no constraint on the \vec{U}_t , the controller can act in a way that completely subtracts the effect of \hat{X}_{t-n} from X_t . Consequently, the problem reduces to that addressed in Corollary 2.2.

Now consider the cases in which \vec{X}_t is not observed directly by the encoder and only \vec{Y}_t is available. The observability of (A, C_y) allows n observations²⁶ $(Y_{nk}^{n(k+1)-1}, \vec{U}_{nk}^{n(k+1)-1})$ to be used to determine \vec{X}_{nk} , except for the linear effect of the unknown disturbances $\vec{W}_{nk}^{n(k+1)-1}$. Since the disturbance is bounded, so is their effect through the linear combination of observations used to extract \vec{X}_{nk} . Consider this a bounded observation noise and use Corollary 1.1 as straightforwardly generalized to the diagonal case. \square

Proof of Corollary 3.1: Since the corresponding control signals are zero and the system is observable, applying an appropriate linear transformation to the n consecutive samples $\vec{Y}_{kn'}^{kn'+n-1}$ gives the value of $\vec{X}_{kn'}$ plus a linear combination of the bounded disturbances $\vec{W}_{kn'}^{kn'+n-2}$. This is just a boundedly noisy estimate of $\vec{X}_{kn'}$. If $\vec{X}_{kn'} + \vec{W}_{kn'}$ is quantized to a large enough box Δ' on each side, then there exists another large Δ sized box guaranteed to contain the diagonalized $\vec{X}_{kn'}$ state obtained under the possibly rotating coordinate transformation that diagonalizes (8). Thus, the uncertainty propagates after n' time steps exactly as it did earlier. Furthermore, controllability of (A, B_u) guarantees that the controller can apply whatever correction that it wants to apply in n time steps. Since $n' > 2n$, it is possible to do this in a manner disjoint from the observations used by the observer to estimate the state. Everything else is as before. Thus, the proof for Corollary 2.4 generalizes to the case of generic A matrices given large enough n' . \square

C. Proofs from Section IV

Proof of Theorem 4.3: We show how to patch together the proofs of Theorem 3.2 and Theorem 1.11 for this case.

In the proof of Theorem 3.2, the observer's knowledge of the channel outputs was used for two purposes. First, it was used in the operation of the feedback-anytime code. Second, it was used to compute the control signal so that the observer could take it into account while observing \vec{X}_{nk} . Here, the channel outputs with delay $1 + \theta$ are needed to run the feedback anytime code. Since $\theta \leq n$, by the time the observer has seen enough \vec{Y} to observe \vec{X}_{nk} , it will also have access to the channel outputs that were used to compute the controls applied during that period. So, it can still subtract the effect of the controls while interpreting its observations.

To actually communicate the channel outputs from the controller to the observer, follow the strategy from the proof of Theorem 1.11 with the following modifications:

- The observer will use some component $Y_i(t+1)$ of \vec{Y}_{t+1} that is potentially impacted by $\vec{U}_{t-\theta}$ to read off the value of $B_{t-\theta}$.

²⁶From the noiseless feedback of channel outputs, we can reconstruct the control signals as well.

- By the time $t + 1$ (by induction), the observer knows exactly what the values were for all the $B_1^{t-\theta-1}$ and so it already knows all the control signals so far except that part of $\vec{U}_{t-\theta}$ that will be used to communicate $B_{t-\theta}$. By linearity, it can therefore remove their entire impact from the output $Y_i(t + 1)$.
- The \vec{Y}_1^{t-1} and known controls so far give an estimate of \vec{X}_{t-n} that differs from the true \vec{X}_{t-n} by no more than some bound Γ' in any component. Through the linear operations of the observer, this translates into some constant Γ'' of prior uncertainty on $Y_i(t + 1)$ that comes from the disturbances.
- Γ'' can thus play the role of Ω in the lattice encoding Fig. 16 from [1]. The encoder can encode the value of $B_{t-\theta}$ by modulating this data on top of $\vec{U}_{t-\theta}$ so that it causes a shift of an integer multiple of Γ'' guaranteed to be visible in $Y_i(t + 1)$ at the observer.
- At the time the controller commits to a primary control sequence \vec{U}_{kn+1}^{kn+n} for the next n control signals, it can also clean up for all the past data modulations that it has done to communicate past channel outputs. This way, the closed-loop system will stay stable since the deviations in the controls used to communicate will not have an impact that is allowed to propagate unstably through the system.

Everything else is as before. \square

D. Proofs from Section V

Proof of Theorem 5.1: This is only a minor variation on Theorem 3.2. The state components corresponding to diagonal Jordan blocks or stable dynamics are dealt with as before. For each non-diagonal Jordan block, the final state is also dealt with as before since it is effectively a scalar system. For the other states, the construction in Section IV.B of [1] must be modified slightly.

To enable induction, assume that the *virtual* processes corresponding to states $X_{i+1}, X_{i+2}, \dots, X_n$ have been stabilized and are held within boxes of size $\Delta_{i+1}, \Delta_{i+2}, \dots, \Delta_n$. Since the state update equation (12) for state $X_i(t + 1)$ has state $X_{i+1}(t)$ in it as well²⁷ as $W_i(t)$, just add the Δ_{i+1} to the Ω to get a new disturbance $W'_i(t)$ that is bounded by:

$$\Omega_i = \Omega + \Delta_{i+1}$$

Since that just makes the constant Ω effectively bigger, it does not change the asymptotic rate or the sense of reliability required. It just results in a larger Δ_i for any given rate R_i . By induction, since n is finite, there is a maximum Δ over all the state components. Thus, all the sufficiency proofs from the generic case extend to the nongeneric case. \square

Proof of Lemma 5.1: Assume all the rates $R_i = R$ for simplicity. First write the expression corresponding to equation (3) for the states $i < n$. (4) tells us that $(2 + \epsilon_i) = \lambda^{\frac{1}{R_i}}$ and so $\tilde{X}_i(t) =$

$$\begin{aligned} & \gamma \lambda^t \left[\sum_{k=0}^{\lfloor Rt \rfloor} \lambda^{-\frac{k}{R}} S_i(k) \right] \\ & + \left(\sum_{k=0}^{\lfloor Rt \rfloor} \lambda^{-\frac{k}{R}} p_1(\lfloor Rt \rfloor - k) S_{i-1}(k) \right) \\ & + \dots + \left(\sum_{k=0}^{\lfloor Rt \rfloor} \lambda^{-\frac{k}{R}} p_{n-i}(\lfloor Rt \rfloor - k) S_n(k) \right) \end{aligned} \quad (24)$$

where the p_k represent polynomials. The key feature of polynomials is that for every ϵ , it is possible to choose a K_i so that $p_k(\tau) \leq K_i 2^{\epsilon \tau}$. The maximum possible deviation is bounded by considering the case

²⁷It is easy to see that this argument easily generalizes to any real-normal form that was purely upper triangular.

in which an error is made on all the bits after a certain point $t - d$ since the worst case is when every bit that could be wrong is wrong.

In that worst case, the magnitude of the deviation in D_j due directly to decoding errors is given by:

$$\begin{aligned}
& \gamma \lambda^t \sum_{k=\lceil R(t-d) \rceil}^{\lfloor Rt \rfloor} \lambda^{-\frac{k}{R}} p_{i-j}(\lfloor Rt \rfloor - k) 2 \\
& \leq 2K \gamma \lambda^t \sum_{k=\lceil R(t-d) \rceil}^{\lfloor Rt \rfloor} \lambda^{-\frac{k}{R}} 2^{\epsilon(\lfloor Rt \rfloor - k)} \\
& \leq 2K \gamma 2^{(R\epsilon + \log_2 \lambda)t} \sum_{k=\lceil R(t-d) \rceil}^{\lfloor Rt \rfloor} 2^{-k(\epsilon + \frac{\log_2 \lambda}{R})} \\
& \leq 2K \gamma 2^{(R\epsilon + \log_2 \lambda)t} 2^{-R(t-d)(\epsilon + \frac{\log_2 \lambda}{R})} \sum_{k=0}^{\infty} 2^{-k(\epsilon + \frac{\log_2 \lambda}{R})} \\
& = K' 2^{(Rt\epsilon + t \log_2 \lambda) - (Rt - Rd)(\epsilon + \frac{\log_2 \lambda}{R})} \\
& = K' 2^{d(\epsilon R + \log_2 \lambda)} \\
& = K' 2^{d(1 + \frac{\epsilon R}{\log_2 \lambda}) \log_2 \lambda}
\end{aligned}$$

Since ϵ was arbitrary, choose it so $\epsilon' = \frac{\epsilon R}{\log_2 \lambda}$. □

Proof of Theorem 5.2: It suffices to consider a single nondiagonal Jordan block since the time-varying coordinate transformation techniques of Theorem 3.1 will decompose any problem into a set of such blocks. Similarly, the simulated control system being run at the anytime encoder only needs the channel outputs with delay $1 + \theta$ if the only feedback is through the plant.

The goal of the $\vec{\epsilon}_2$ is to allow a slightly lower sense of reliability to the early streams within a Jordan block. (6) tells how much of a deviation in $D_i(t)$ can be tolerated without an error in decoding bits from before d time steps ago. To get a bound on the probability of error, allocate that maximum deviation into $n - i + 1$ equally-sized pieces. Each allocated margin is of size $\frac{\gamma \epsilon_1}{(n-i+1)(1+\epsilon_1)} 2^{d \log_2 \lambda}$. The first $n - i$ of them correspond to allowances for error propagation from later streams. The final piece corresponds to what is allowed from the controlled state.

Using Lemma 5.1 and setting d' to the point in the past corresponding to the first error in the other stream, the allocated margin can be set equal to the propagation allowance:

$$\begin{aligned}
\frac{\gamma \epsilon_1}{(n-i+1)(1+\epsilon_1)} 2^{d \log_2 \lambda} &= K' 2^{d'(1+\epsilon') \log_2 \lambda} \\
\frac{\gamma \epsilon_1}{K'(n-i+1)(1+\epsilon_1)} 2^{d \log_2 \lambda} &= 2^{d'(1+\epsilon') \log_2 \lambda} \\
\frac{\log_2(\frac{\gamma \epsilon_1}{K'(n-i+1)(1+\epsilon_1)})}{(1+\epsilon') \log_2 \lambda} + d \frac{1}{1+\epsilon'} &= d' \\
K'' + d \frac{1}{1+\epsilon'} &= d'
\end{aligned}$$

The key point to notice is that the tolerated delay d' on the other streams is a constant K'' plus a term that is almost equal to d .

Consequently, the probability of error on stream i on bits at delay d or earlier is bounded by

$$\sum_{j=i+1}^n \mathcal{P}(\text{Stream } j \text{ has an error at position } K'' + d \frac{1}{1+\epsilon'} \text{ or earlier}) + P\left(|X_i(t)| \geq \frac{\gamma \epsilon_1}{(n-i+1)(1+\epsilon_1)} 2^{d \log_2 \lambda}\right)$$

Finite induction completes the proof. The base case, $i = n$ is obvious since it is just the scalar case by itself. Now assume that for every $j > i$,

$$\mathcal{P}(\text{Stream } j \text{ has an error at position } d \text{ or earlier}) \leq K_j''' 2^{-d \frac{\eta \log_2 \lambda}{(1+\epsilon')^{n-j}}}$$

With the induction hypothesis and base case in hand, consider i :

$$\begin{aligned} & \mathcal{P}(\text{Stream } i \text{ has an error at position } d \text{ or earlier}) \\ & \leq \mathcal{P}(|X_i(t)| \geq \frac{\gamma \epsilon_1}{(n-i+1)(1+\epsilon_1)} 2^{d \log_2 \lambda}) + \sum_{j=i+1}^n K_j''' 2^{-(K''+d \frac{1}{1+\epsilon'}) \frac{\eta \log_2 \lambda}{(1+\epsilon')^{n-j}}} \\ & = \mathcal{P}(|X_i(t)| \geq \frac{\gamma \epsilon_1}{(n-i+1)(1+\epsilon_1)} 2^{d \log_2 \lambda}) + \sum_{j=i+1}^n K_j''' 2^{-K'' \frac{\eta \log_2 \lambda}{(1+\epsilon')^{n-j}}} 2^{-d \frac{\eta \log_2 \lambda}{(1+\epsilon')^{n-j+1}}} \\ & \leq K_i'''' 2^{-d \eta \log_2 \lambda} + K_i''' 2^{-d \frac{\eta \log_2 \lambda}{(1+\epsilon')^{n-i}}} \\ & \leq K_i'''' 2^{-d \frac{\eta \log_2 \lambda}{(1+\epsilon')^{n-i}}} \end{aligned}$$

where we used the induction hypothesis, the proof of Theorem 1.4 and that the sum of exponentials is bounded by a constant times the slowest exponential. Since ϵ' was arbitrary, this proves the theorem since we can get as close as we want to $\alpha = \eta \log_2 \lambda$ in anytime reliability. \square

APPENDIX II NOTATION

(This section is for the benefit of the reviewers and can be dropped from the final paper itself.)

We use the shorthand $a_1^t = (a_1, a_2, \dots, a_{t-1}, a_t)$ to refer to a sequence. Vector valued variables will usually be marked as \vec{X} . The i -th component will be X_i . $X_i(t)$ refers to the i -th component of \vec{X}_t . We will also apply scalar functions to vectors on a component by component basis so $\log_2 \vec{\lambda}$ is simply shorthand for the vector whose components are $\log_2 \lambda_i$. Similarly $\vec{\lambda}_{||}$ is shorthand for the vector whose components are $|\lambda_i|$.

A. General Notation

Notation used throughout the paper is given here and symbols used only in particular sections will be listed in subsequent subsections for easy reference.

- \mathcal{A} Channel input alphabet
- A The unstable system dynamics — $n \times n$ dimensional square matrix.
- B_t The random variable denoting the channel output at time t .
- B_u, B_w The input transforming matrices corresponding to the control and disturbance inputs correspondingly
- \mathcal{C} The plant controller: takes the channel outputs so far and produces a control signal to apply to the plant.
- C The Shannon capacity of the channel
- $C_{\text{any}}(\alpha)$ The maximum rate at which the channel supports anytime reliability α from definition 1.3
- C_y The observation matrix — tells what linear combinations of the underlying state \vec{X} are actually available at the observer \mathcal{O} .
- \mathcal{D} The anytime decoder: produces updated estimates of all messages $\widehat{M}_1^t(t)$ at time t .
- d The delay of interest. Measured in terms of channel uses whenever we are in discrete time.
- \mathcal{E} The anytime encoder: takes all messages and feedback information it has access to and produces a channel input at each time step.

- i, j, k Integer valued indices used in various ways.
- K Some constant that we do not care about. Does not depend on delay d or time t .
- \mathcal{O} The plant observer: takes observations of the plant and any other information it has access to and produces a channel input at each time step.
- \mathcal{P} The probability function. Unless specified, all probabilities are taken over all sources of randomness in the system.
- n The dimensionality of \vec{X} . Because of controllability and observability issues, it is also used to consider time in blocks.
- $m_{\{u|w|y\}}$ The dimensionalities of the control input \vec{U} , bounded external disturbance \vec{W} , and the observation \vec{Y} .
- M_t The message to be communicated that has arrived at time t . It consists of all bits that have arrived so far and not already batched into M_{t-1} or earlier messages.
- \vec{U}_t The vector control applied to the vector system at the end of time t .
- \vec{U}'_t The transformed vector control. It acts on each component separately.
- \vec{W}_t The bounded vector disturbance entering the vector system at the end of time t .
- \vec{W}'_t The transformed vector disturbance. It acts on each component separately.
- \vec{X}_t The vector plant state at time t .
- \vec{X}'_t The transformed vector state so that each component has independent dynamics.
- R_i For multi-stream encoding, the rate of the i -th parallel bitstream.
- $\mathcal{R}_{\text{any}}(\vec{\alpha})$ The rate region supported by a channel when the individual bitstreams must satisfy the anytime reliabilities α_i .
- S_i The i -th bit-stream to be communicated. It is a function of time taking values ± 1 .
- $\vec{\alpha}$ A vector of anytime reliabilities α_i for different bitstreams being carried over a single noisy channel.
- η The real moment of $|X|$ that is desired to be kept finite by the control system. $\eta > 0$
- $\lambda_i, \vec{\lambda}$ The i -th unstable eigenvalue and the vector of all unstable eigenvalues.
- Λ A diagonal matrix consisting only of the magnitudes of the eigenvalues of A .
- Ω_i The effective bound on the disturbance that is used when trying to encode the i -th component of the transformed state corresponding to a non-diagonal Jordan block.
- Ω' The inscribed bound for the \vec{W}'
- $\bar{\Omega}$ The circumscribed bound for the \vec{W}'

B. Notation specific to Section IV

- Θ The intrinsic delay of the specified linear system (A, B_u, C_y) . It measures how long it takes the output to reflect an input. It is an integer ranging from 0 to $n - 1$ for an n -dimensional system.

C. Notation specific to Section V

- $D_k(t)$ The stripped version of $\tilde{X}_k(t)$ in which the impact of all bits estimated from streams $i > k$ has been removed. This is meant to approximate what would happen if the system had a purely diagonal Jordan block.
- p_k The polynomial that captures the non-exponential part of the dependence of $\tilde{X}_i(t)$ on prior data bits in bitstreams $i + k$. This comes from the non-diagonal nature of the Jordan block.
- $\tilde{X}_j(t)$ An open loop version of the j -th component of the system in transformed coordinates that is driven only by the control signals \vec{U} , but not the disturbance \vec{W} .
- $\check{X}_i(t)$ An open loop version of the j -th component of the system that is driven only by the disturbance \vec{W} , but not the controls \vec{U} .
- γ A suitably small scaling constant chosen to meet the disturbance bound while encoding data bits into real numbers.
- Δ_i The size of the box that the observer attempts to keep the i -th component of the state in.
- ϵ_i The slack used in encoding bits into a real number on stream i . $(2 + \epsilon_i)$ is the “base” of the Cantor-set encoding for bit stream i . It is defined by $(2 + \epsilon_i) = \lambda^{\frac{1}{R_i}}$.

- $\vec{\epsilon}_1$ The amount we back off from $\log_2 \lambda$ in the target data rate. Because different backoffs are possible for different bitstreams, it is considered a vector.
- $\vec{\epsilon}_2$ The amount we back off from $\eta \log_2 \lambda$ in the claimed anytime reliability. Because different backoffs are possible for different bitstreams, it is considered a vector.

D. Notation specific to Section VI

- δ The probability of erasure in an erasure channel.

ACKNOWLEDGMENTS

The authors would like to thank Mukul Agarwal for comments on earlier versions of this paper. We thank Nicola Elia for several constructive discussions about the subject matter of this paper and thank Sekhar Tatikonda for many discussions over a long period of time which have influenced this work in important ways.

REFERENCES

- [1] A. Sahai and S. K. Mitter, "The necessity and sufficiency of anytime capacity for stabilization of a linear system over a noisy communication link. part I: scalar systems," *IEEE Trans. Inform. Theory*, vol. 52, no. 8, pp. 3369–3395, Aug. 2006.
- [2] S. Tatikonda and S. K. Mitter, "Control under communication constraints," *IEEE Trans. Automat. Contr.*, vol. 49, no. 7, pp. 1056–1068, July 2004.
- [3] G. N. Nair and R. J. Evans, "Stabilizability of stochastic linear systems with finite feedback data rates," *SIAM Journal on Control and Optimization*, vol. 43, no. 2, pp. 413–436, July 2004.
- [4] S. Tatikonda, A. Sahai, and S. K. Mitter, "Stochastic linear control over a communication channel," *IEEE Trans. Automat. Contr.*, vol. 49, no. 9, pp. 1549–1561, Sept. 2004.
- [5] S. Tatikonda, "Control under communication constraints," Ph.D. dissertation, Massachusetts Institute of Technology, Cambridge, MA, 2000.
- [6] C. E. Shannon, "Coding theorems for a discrete source with a fidelity criterion," *IRE National Convention Record*, vol. 7, no. 4, pp. 142–163, 1959.
- [7] G. N. Nair, R. J. Evans, and P. E. Caines, "Stabilising decentralised linear systems under data rate constraints," in *Proceedings of the 43rd IEEE Conference on Decision and control*, Paradise Island, Bahamas, Dec. 2004, pp. 3992–3997.
- [8] S. Yuksel and T. Basar, "Communication constraints for stability in decentralized multi-sensor control systems," *IEEE Trans. Automat. Contr.*, submitted for publication.
- [9] L. Weng, S. Pradhan, and A. Anastasopoulos, "Error exponent region for Gaussian broadcast channels," in *Proceedings of the 2004 Conference on Information Sciences and Systems*, Princeton, NJ, Mar. 2004. [Online]. Available: [http://www.eecs.umich.edu/~\protect\kern+.1667em\relax\\$\protect\kern-.1667em\relax\\$pradhan/paper/ciss04_1.pdf](http://www.eecs.umich.edu/~\protect\kern+.1667em\relax$\protect\kern-.1667em\relax$pradhan/paper/ciss04_1.pdf)
- [10] —, "Error exponent region for Gaussian multiple-access channels," in *Proceedings of the 2004 IEEE International Symposium on Information Theory*, Chicago, IL, June 2004, p. 446.
- [11] R. G. Gallager, *Information Theory and Reliable Communication*. New York, NY: John Wiley, 1971.
- [12] N. Elia, "Remote stabilization over fading channels," *Systems and Control Letters*, vol. 54, no. 3, pp. 239–249, Mar. 2005.
- [13] A. Sahai, "Why block length and delay are not the same thing," *IEEE Trans. Inform. Theory*, submitted. [Online]. Available: [http://www.eecs.berkeley.edu/~\protect\kern+.1667em\relax\\$\protect\kern-.1667em\relax\\$sahai/Papers/FocusingBound.pdf](http://www.eecs.berkeley.edu/~\protect\kern+.1667em\relax$\protect\kern-.1667em\relax$sahai/Papers/FocusingBound.pdf)
- [14] T. M. Cover and J. A. Thomas, *Elements of Information Theory*. New York: Wiley, 1991.
- [15] A. Sahai, "Evaluating channels for control: Capacity reconsidered," in *Proceedings of the 2000 American Control Conference*, Chicago, CA, June 2000, pp. 2358–2362.
- [16] —, "Any-time information theory," Ph.D. dissertation, Massachusetts Institute of Technology, Cambridge, MA, 2001.
- [17] A. Sahai and S. K. Mitter, "Source coding and channel requirements for unstable processes," *IEEE Trans. Inform. Theory*, Submitted, 2006. [Online]. Available: [http://www.eecs.berkeley.edu/~\protect\kern+.1667em\relax\\$\protect\kern-.1667em\relax\\$sahai/Papers/anytime.pdf](http://www.eecs.berkeley.edu/~\protect\kern+.1667em\relax$\protect\kern-.1667em\relax$sahai/Papers/anytime.pdf)
- [18] R. Gray, "Information rates of autoregressive processes," *IEEE Trans. Inform. Theory*, vol. 16, no. 4, pp. 412–421, July 1970.
- [19] W. Kahan. (2000, Dec.) Math h110 notes: Jordan's normal form. [Online]. Available: [http://www.cs.berkeley.edu/~\protect\kern+.1667em\relax\\$\protect\kern-.1667em\relax\\$wkahan/MathH110/jordan.pdf](http://www.cs.berkeley.edu/~\protect\kern+.1667em\relax$\protect\kern-.1667em\relax$wkahan/MathH110/jordan.pdf)