

# Streaming Maximum-Minimum Filter Using No More than 3 Comparisons per Element

Daniel Lemire

*UQAM, 100 Sherbrooke West, Montreal (Quebec), H2X 3P2 Canada*

---

## Abstract

The running maximum-minimum (MAX-MIN) filter computes the maxima and minima over moving windows of size  $w$ . This filter has numerous applications in signal processing and time series analysis. We present an easy-to-implement online algorithm requiring no more than 3 comparisons per element in the worst case which improves on the previous best result by  $2 \log w/w + O(1/w)$  comparisons per element. Comparatively, no algorithm is known to compute the running maximum (or minimum) filter in less than 1.5 comparisons per element in the worst case. Our algorithm has reduced latency and requires no more than 2 comparisons per element when the data is monotonic.

*Key words:* Design of Algorithms, Data Streams, Time Series, Latency, Monotonicity

---

## 1 Introduction

The maximum and the minimum are the simplest form of order statistics. Computing either the global maximum or the global minimum of an array requires time  $n - 1$  comparisons, or slightly less than one comparison per element. However, to compute simultaneously the maximum and the minimum, only  $3\lceil n/2 \rceil - 2$  comparisons are required in the worst case (Cormán et al. (2001)), or slightly less than 1.5 comparisons per element.

A related problem is the computation of the running maximum-minimum (MAX-MIN) filter: given an array  $a_1, \dots, a_n$ , find the maximum and the minimum over all windows of size  $w$ , that is  $\max / \min_{i \in [j, j+w)} a_i$  for all  $j$ . The

---

*Email address:* [lemire@acm.org](mailto:lemire@acm.org) (Daniel Lemire).

*URL:* [www.daniel-lemire.com/en/](http://www.daniel-lemire.com/en/) (Daniel Lemire).

running maximum (MAX) and minimum (MIN) filters are defined similarly. The MAX-MIN filter problem is harder than the GLOBAL MAX-MIN problem, but a tight bound on the number of comparisons required in the worse case remains an open problem.

Running maximum-minimum (MAX-MIN) filter are used in signal processing and pattern recognition. As an example, Keogh and Ratanamahatana (2005) use a precomputed (MAX-MIN) filter to estimate the time warping distance between two time series. The unidimensional MAX-MIN filter can be applied to images and other bidimensional data by first applying the unidimensional on rows and then on columns.

We define the *stream latency* of a filter as the maximum number of data points required after the window has passed. For example, an algorithm requiring that the whole data set be available before the running filter can be computed has a high stream latency. In effect, the stream latency is a measure of an algorithm on the batch/online scale.

We present the first algorithm to compute the combined MAX-MIN filter in no more than 3 comparisons per element in the worst case. Additionally, it is the first algorithm to require a constant number of comparisons per element without any stream latency. Our algorithm requires no more than 2 comparisons per element when the input data is monotonic (either non-increasing or non-decreasing). We provide experimental evidence that our algorithm is competitive and can be substantially faster (by a factor of 2) when the input data is piecewise monotonic. A maybe surprising result is that our algorithm is arguably an order of magnitude simpler to implement than the recently proposed algorithms (Gil and Kimmel (2002b); Droogenbroeck and Buckley (2005)). Finally, we prove that at least 2 comparisons per element are required to compute the MAX-MIN filter when no stream latency is allowed.

## 2 Related Work

Pitas (1989) presented an algorithm requiring  $O(\log w)$  comparisons per element in the worst case and an average-case performance over independent and identically distributed (i.i.d.) noise data of slightly more than 3 comparisons per element. Douglas (1996) improved on this algorithm by providing a more balanced performance over different data types.

More recently, van Herk (1992) and Gil and Werman (1993) presented an algorithm requiring  $6 - 8/w$  comparisons per element in the worst case. The algorithm is based on the batch computation of cumulative maxima and minima. We will refer to this algorithm as the VAN HERK-GIL-WERMAN

Table 1

Worst-case number of comparisons and stream latency for some MAX-MIN filter algorithms

algorithm	comparisons per element	stream latency
naive	$2w - 2$	0
van Herk (1992), Gil and Werman (1993)	$6 - 8/w$	$w$
Gil and Kimmel (2002b)	$3 + 2 \log w/w + O(1/w)$	$w$
<b>New algorithm</b>	<b>3</b>	<b>0</b>

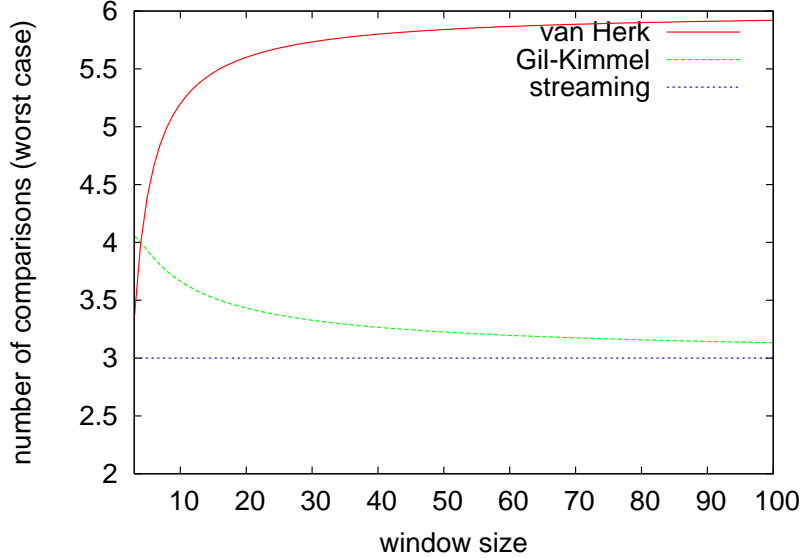


Fig. 1. Worst-case number of comparisons per element with the VAN HERK-GIL-WERMAN (van Herk) algorithm, the GIL-KIMMEL algorithm, and our new streaming algorithm (less is better). We prove that at least 2 comparisons per element are required when no stream latency is allowed.

algorithm. Gil and Kimmel (2002b) proposed an improved version (GIL-KIMMEL) which lowered the number of comparisons per element to slightly more than 3 comparisons per element (see Table 1 for summary). For i.i.d. noise data, Gil and Kimmel presented a variant of the algorithm requiring  $\approx 2 + (2 + \ln 2/2) \log w/w$  comparisons per element (amortized), but with the same worst case complexity. Monotonic data is a worst case input for the GIL-KIMMEL variant.

Droogenbroeck and Buckley (2005) proposed a fast algorithm based on anchors. They do not improve on the number of comparisons per element. For window sizes ranging from 10 to 30 and data values ranging from 0 to 255, their implementation has a running time lower than their VAN HERK-GIL-WERMAN implementation by as much as 30%. Their GIL-KIMMEL implementation outperforms their VAN HERK-GIL-WERMAN implementation by as much as 15% for window sizes larger than 15, but is outperformed similarly for smaller window sizes, and both are comparable for a window size equals to 15. The Droogenbroeck-Buckley MIN filter pseudocode alone requires a full

page compared to a few lines for VAN HERK-GIL-WERMAN algorithm. Their experiments did not consider window sizes beyond  $w = 30$  nor arbitrary floating point data values.

### 3 Lower Bounds on the Number of Comparisons

Gil and Kimmel (2002b) showed that the PREFIX MAX-MIN ( $\max / \min_{i \leq j} a_i$  for all  $j$ ) requires at least  $\log 3 \approx 1.58$  comparisons per element, while they conjectured that at least 2 comparisons are required. We prove that their result applies directly to the MIN-MAX filter problem and show that 2 comparisons per element are required when no latency is allowed.

**Theorem 1** *The MIN-MAX filter problem requires at least 2 comparisons per window when no stream latency is allowed, and  $\log 3$  comparisons per window otherwise.*

**PROOF.** For simplicity, we assume that array values are distinct real numbers. When no stream latency is allowed, we must return the maximum and minimum of window  $[i - w, i]$  using only the data values and comparisons in  $[1, i]$ . An adversary can choose the array value  $a_i$  so that  $a_i$  must be compared at least twice with preceding values: it takes two comparisons with  $a_i$  to determine that  $a_i \in (\min_{j \in (i-w, i]} a_j, \max_{j \in (i-w, i]} a_j)$ . Hence, two comparisons per window are required in the worst case.

Next we assume stream latency is allowed. Browsing the array from left to right, each new data point  $a_i$  for  $i \in [w, n]$  can be either a new maximum ( $a_i = \max_{j \in (i-w, i]} a_j$ ), a new minimum ( $a_i = \min_{j \in (i-w, i]} a_j$ ), or neither a new maximum or a new minimum ( $a_i \in (\min_{j \in (i-w, i]} a_j, \max_{j \in (i-w, i]} a_j)$ ). For any ternary sequence such as MAX-MAX-MIN-NOMAXMIN-MIN-MAX-..., we can generate a corresponding array. This means that a MIN-MAX filter needs to distinguish between more than  $3^{n-w}$  different partial order over the values in the array  $a$ . In other words, the binary decision tree must have more than  $3^{n-w}$  leaves. Any binary tree having  $l$  leaves has height at least  $\lceil \log l \rceil$ . Hence, our binary tree must have height at least  $\lceil \log 3^{n-w} \rceil \geq (n - w) \log 3$ , proving our result.  $\square$

By the next proposition, we show that the general lower bound of 2 comparisons per element is tight .

**Proposition 1** *There exists an algorithm to compute the MIN-MAX filter in no more than 2 comparisons per window when the window size is 3 ( $w = 3$ ), with no stream latency.*

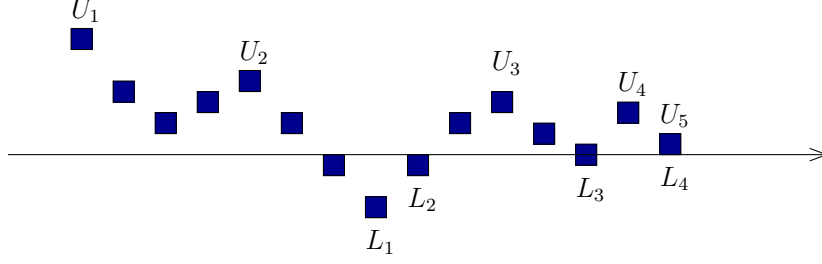


Fig. 2. Example of a monotonic wedge: data points run from left to right.

**PROOF.** Suppose we know the location of the maximum and minimum of the window  $[i-3, i-1]$ . Then we know the maximum and minimum of  $\{a_{i-2}, a_{i-1}\}$ . Hence, to compute the maximum and minimum of  $\{a_{i-2}, a_{i-1}, a_i\}$ , it suffices to determine whether  $a_{i-1} > a_i$  and whether  $a_{i-2} > a_i$ .  $\square$

## 4 The Novel Streaming Algorithm

To compute a running MAX-MIN filter, it is sufficient to maintain a *monotonic wedge*. Given an array  $a = a_1, \dots, a_n$ , a monotonic wedge is made of two lists  $U, L$  where  $U_1$  and  $L_1$  are the locations of global maximum and minimum,  $U_2$  and  $L_2$  are the locations of the global maximum and minimum in  $(U_1, \infty)$  and  $(L_1, \infty)$ , and so on (see Fig. 2). Formally,  $U$  and  $L$  satisfy  $\max_{i > U_{j-1}} a_i = a_{U_j}$  and  $\min_{i > L_{j-1}} a_i = a_{L_j}$  for  $j = 1, 2, \dots$  where, by convention,  $U_0 = L_0 = -\infty$ . If all values of  $a$  are distinct, then the monotonic wedge  $U, L$  is unique. The location of the last data point  $n$  in  $a$ , is the last value stored in both  $U$  and  $L$ . A monotonic wedge has the property that it keeps the location of the current (global) maximum ( $U_1$ ) and minimum ( $L_1$ ) while it can be easily updated as we remove data points from the left or append them from the right:

- to compute a monotonic wedge of  $a_2, a_3, \dots, a_n$  given a monotonic wedge  $U, L$  for  $a_1, a_2, \dots, a_n$ , it suffices to remove (pop)  $U_1$  from  $U$  if  $U_1 = 1$  or  $L_1$  from  $L$  if  $L_1 = 1$ ;
- similarly, to compute the monotonic wedge of  $a_1, a_2, \dots, a_n, a_{n+1}$ , if  $a_{n+1} > a_n$ , it suffices to remove the last locations stored in  $U$  until  $a_{\text{last}(U)} \geq a_{n+1}$  or else, to remove the last locations stored in  $L$  until  $a_{\text{last}(L)} \leq a_{n+1}$ , and then to append the location  $n+1$  to both  $U$  and  $L$ .

Algorithm 1 and proposition 2 show that a monotonic wedge can be used to compute the MAX-MIN filter efficiently and with few lines of code.

**Proposition 2** *Algorithm 1 computes the MAX-MIN filter using no more than 3 comparisons per element.*

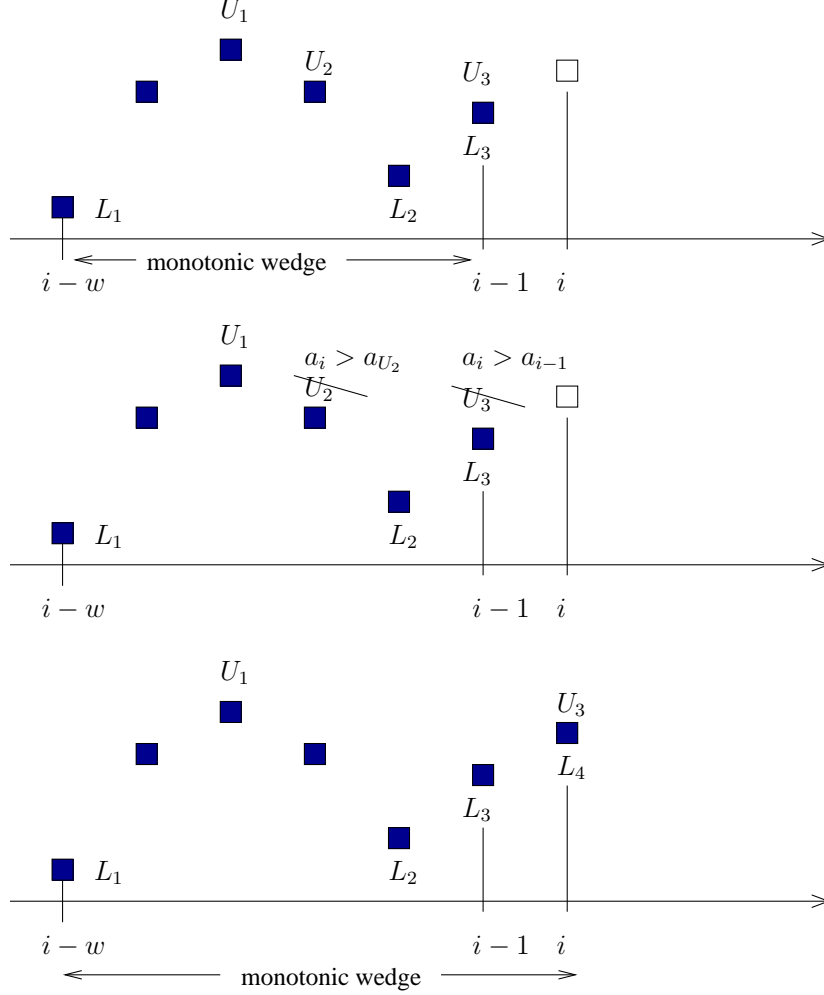


Fig. 3. Algorithm 1 from line 5 to line 17: updating the monotonic wedge is done by either removing the last elements of  $U$  or the last elements of  $L$  until  $U, L$  form a monotonic wedge for  $[\max\{i-w, 1\}, i]$ .

**PROOF.** We prove by induction that in algorithm 1,  $U$  and  $L$  form a monotonic wedge of  $a$  over the interval  $[\max\{i-w, 1\}, i)$  at the beginning of the main loop (line 5). Initially, when  $i = 2$ ,  $U, L = \{1\}$ ,  $U, L$  is trivially a monotonic wedge. We have that the last component of both  $U$  and  $L$  is  $i-1$ . If  $a_i > a_{i-1}$  (line 11), then we remove the last elements of  $U$  until  $a_{\text{last}(U)} \geq a_{n+1}$  (line 11) or if  $a_i \leq a_{i-1}$ , we remove the last elements of  $L$  until  $a_{\text{last}(L)} \leq a_{n+1}$  (line 15). Then we append  $i$  to both  $U$  and  $L$  (line 17). The lists  $U, L$  form a monotonic wedge of  $[\max\{i-w, 1\}, i]$  at this point (see Fig. 3). After appending the latest location  $i$  (line 17), any location  $j < i$  will appear in either  $U$  or  $L$ , but not in both. Indeed,  $i-1$  is necessarily removed from either  $U$  or  $L$ . To compute the monotonic wedge over  $[\max\{i-w+1, 1\}, i+1)$  from the monotonic wedge over  $[\max\{i-w, 1\}, i]$ , we check whether the location  $i-w$  is in  $U$  or  $L$  at line 18 and if so, we remove it. Hence, the algorithm produces the correct result.

We have to prove that the algorithm will not use more than 3 comparisons per element on average, no matter what the input data is. Firstly, each new element  $i$  will be compared once against the previous element at line 9. Secondly, in the worst case, for each element, the condition of the while loop (either at line 11 or line 15) will evaluate once to false when the element is first encountered and once to true on a subsequent iteration through the main loop. Therefore, in the worst case, the algorithm uses at most 3 comparisons per element.  $\square$

While some signals such as electroencephalograms (EEG) resemble i.i.d noise, many more real-world signals are piecewise quasi-monotonic (Lemire et al. (2005)). While one GIL-KIMMEL variant (Gil and Kimmel (2002b)) has a comparison complexity of nearly 2 comparisons per element over i.i.d noise, but a worst case complexity of slightly more than 3 comparisons for monotonic data, the opposite is true of our algorithm as demonstrated by the following proposition.

**Proposition 3** *When the data is monotonic, algorithm 1 computes the MAX-MIN filter using no more than 2 comparisons per element.*

**PROOF.** If the input data is non-decreasing or non-increasing, then the conditions at line 11 and line 15 will never be true. Thus, in the worse case, for each new element, there is one comparison at line 9 and one at either line 11 or line 15.  $\square$

## 5 Implementation and Experimental Results

While interesting theoretically, the number of comparison per element is not necessarily a good indication of real-world performance. We implemented our algorithm in C++ using the STL deque template. A more efficiently data structure might be possible since the size of our double-ended queues are bounded by  $w$ . We used 64 bits floating point numbers (“double” type). In the pseudocode of algorithm 1, we append  $i$  to the two double-ended queues, and then we systematically pop one of them (see proof of proposition 2). We found it slightly faster to rewrite the code to avoid one pop and one append. The implementation our algorithm stores only the location of the extrema whereas our implementation of the VAN HERK-GIL-WERMAN algorithm stores values. Storing locations means that we can compute the  $\arg\max/\min$  filter with no overhead, but each comparison is slightly more expensive. While our implementation uses 32 bits integers to store locations, 64 bits integers should

---

**Algorithm 1** Streaming algorithm to compute the MAX-MIN filter using no more than 3 comparisons per element.

---

```

1: INPUT: an array  $a$  indexed from 1 to  $n$ 
2: INPUT: window width  $w > 2$ 
3:  $U, L \leftarrow$  empty double-ended queues, we append to “back”
4: append 1 to  $U$  and  $L$ 
5: for  $i$  in  $\{2, \dots, n\}$  do
6:   if  $i \geq w + 1$  then
7:     OUTPUT:  $a_{\text{front}(U)}$  as maximum of range  $[i - w, i)$ 
8:     OUTPUT:  $a_{\text{front}(L)}$  as minimum of range  $[i - w, i)$ 
9:   if  $a_i > a_{i-1}$  then
10:    pop  $U$  from back
11:    while  $a_i > a_{\text{back}(U)}$  do
12:      pop  $U$  from back
13:   else
14:    pop  $L$  from back
15:    while  $a_i < a_{\text{back}(L)}$  do
16:      pop  $L$  from back
17:   append  $i$  to  $U$  and  $L$ 
18:   if  $i = w + \text{front}(U)$  then
19:     pop  $U$  from front
20:   else if  $i = w + \text{front}(L)$  then
21:     pop  $L$  from front

```

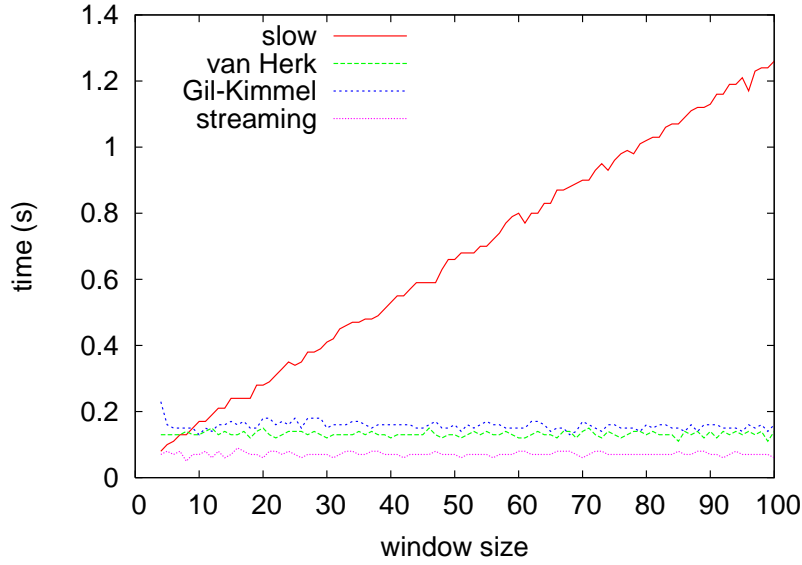
---

be used when processing streams. For small window sizes, Gil and Kimmel (2002b) suggests unrolling the loops, essentially compiling  $w$  in the code: in this manner we could probably do away with a dynamic data structure and the corresponding overhead.

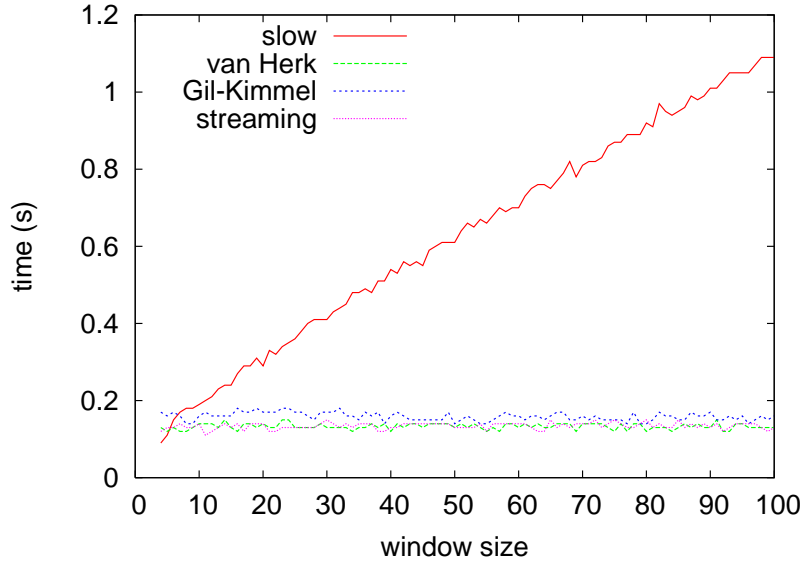
We ran our tests on an AMD Athlon 64 3200+ using a 64 bit Linux platform with 1 Gigabyte of RAM (no thrashing observed). The source code was compiled using the GNU GCC 3.4 compiler with the optimizer option “-O2”.

We process synthetic data sets made of 1 million data points and report wall clock timings versus the window width (see Fig. 4). The linear time complexity of the naive algorithm is quite apparent for  $w > 10$ , but for small window sizes ( $w < 10$ ), it remains a viable alternative. Over i.i.d. noise, the VAN HERK-GIL-WERMAN and our algorithm are comparable (see Fig. 4(b)): both can process 1 million data points in about 0.15 s irrespective of the window width. For piecewise monotonic data such as a sine wave (see Fig. 4(a)) our algorithm is roughly twice as fast and can process 1 million data points in about 0.075 s. Our C++ implementation of the GIL-KIMMEL algorithm (Gil and Kimmel (2002a)) performed slightly worse than the VAN HERK-GIL-WERMAN algorithm. To insure reproducibility, the source code is available freely from the author.





(a) Input data is a sine wave with a period of 10 000 data points.



(b) Input data is i.i.d. noise with a uniform distribution.

Fig. 4. Running time to compute the MAX-MIN filter over a million data points using the naive (slow) algorithm, our VAN HERK-GIL-WERMAN (van Herk) implementation, our GIL-KIMMEL implementation, and our streaming implementation (less is better).

## 6 Conclusion and Future Work

We presented an algorithm to compute the MAX-MIN filter using no more than 3 comparisons per element in the worst case whereas the previous best result was slightly above 3 comparisons per element. Our algorithm has lower latency, is easy to implement and has reduced memory usage. For monotonic input, our algorithm incurs a cost of no more than 2 comparisons per element. Experimentally, our algorithm is especially competitive when the input is piecewise monotonic: it is twice as fast on a sine wave.

We have shown that at least 2 comparisons per window are required to solve the MAX-MIN filter problem when no stream latency is allowed, and we showed that this bound is tight when the window is small ( $w = 3$ ).

## Acknowledgements

This work is supported by NSERC grant 261437. The author wishes to thank Owen Kaser of UNB for his insightful comments.

## References

- Cormán, T., Leiserson, C., Rivest, R., et al., 2001. Introduction to Algorithms. MIT Press, Cambridge, MA.
- Douglas, S. C., 1996. An efficient algorithm for running max/min calculation. ISCAS'96 2.
- Droogenbroeck, M., Buckley, M. J., 2005. Morphological erosions and openings: Fast algorithms based on anchors. J. Math. Imaging Vis. 22 (2-3), 121–142.
- Gil, J., Werman, M., 1993. Computing 2-d min, median, and max filters. IEEE Trans. Pattern Anal. Mach. Intell. 15 (5), 504–507.
- Gil, J. Y., Kimmel, R., 2002a. Data filtering apparatus and method. US Patent Number 6,952,502.
- Gil, J. Y., Kimmel, R., 2002b. Efficient dilation, erosion, opening, and closing algorithms. IEEE Trans. Pattern Anal. Mach. Intell. 24 (12), 1606–1617.
- Keogh, E., Ratanamahatana, C., 2005. Exact indexing of dynamic time warping. Knowledge and Information Systems 7 (3), 358–386.
- Lemire, D., Brooks, M., Yan, Y., 2005. An optimal linear time algorithm for quasi-monotonic segmentation. In: ICDM'05. pp. 709–712.
- Pitas, I., 1989. Fast algorithms for running ordering and max/min calculation. IEEE Transactions on Circuits and Systems 36 (6), 795–804.

van Herk, M., 1992. A fast algorithm for local minimum and maximum filters on rectangular and octagonal kernels. *Pattern Recogn. Lett.* 13 (7), 517–521.