

Free Choice Petri Nets without frozen tokens and Bipolar Synchronization Systems

Joachim Wehler

Ludwig-Maximilians-Universität Munich, Germany

joachim.wehler@gmx.net

Abstract: *Bipolar synchronization systems (BP-systems) constitute a class of coloured Petri nets, well suited for modeling the control flow of discrete, dynamical systems. Every BP-system has an underlying ordinary Petri net, which is a T-system. Moreover, it has a second ordinary net attached, which is a free-choice system. We prove that a BP-system is live and safe if the T-system and the free-choice system are live and safe and if the free-choice system has no frozen tokens. This result is the converse of a theorem of Genrich and Thiagarajan and proves an elder conjecture. The proof compares the different Petri nets by Petri net morphisms and makes use of the classical theory of free-choice systems.*

Keywords: *Frozen token, free-choice system, handle, bipolar synchronization system, deadlock configuration, morphism.*

1	INTRODUCTION	2
2	FREE-CHOICE SYSTEMS.....	3
2.1	THEOREM (ACTIVATION OF T-COMPONENTS)	3
2.2	COROLLARY (EMBEDDING A SIMPLE CIRCLE INTO COMPONENTS)	4
2.3	DEFINITION (FROZEN TOKEN)	5
2.4	LEMMA (ABSENCE OF FROZEN TOKENS AS A STRUCTURAL PROPERTY)	5
2.5	COROLLARY (INTERSECTION OF COMPONENTS)	5
2.6	DEFINITION (RESTRICTED FREE-CHOICE NET)	5
2.7	DEFINITION (HANDLE AND BRIDGE)	6
2.8	THEOREM (WELL-FORMEDNESS OF RESTRICTED FREE-CHOICE NETS)	6
3	BP-SYSTEMS AND RELATED ORDINARY PETRI NETS.....	7
3.1	DEFINITION (BP-SYSTEM)	7
3.2	DEFINITION (FLATTENING, LOW-SYSTEM, HIGH-SYSTEM UND SKELETON)	8
3.3	LEMMA (SAFENESS OF A BP-SYSTEM)	11
3.4	DEFINITION (LIVE, DEAD, DEADLOCK)	12
3.5	LEMMA (LIFTING OCCURRENCE SEQUENCES OF THE SKELETON)	12
3.6	COROLLARY (LIVE OR DEAD WITH DEADLOCK)	13
3.7	COROLLARY (LIFTING OCCURRENCE SEQUENCES OF THE HIGH-SYSTEM)	14
3.8	THEOREM (LIVENESS AND SAFENESS OF BP-SYSTEMS: NECESSARY CONDITION)	16
3.9	COROLLARY (LIVENESS WITH RESPECT TO ALL HIGH-MODES)	17
4	LIVENESS OF BP-SYSTEMS: SUFFICIENT CONDITION	17
4.1	REMARK (DEAD BP-SYSTEM)	18
4.2	DEFINITION (AND/XOR-CHAIN UND DEADLOCK-CONFIGURATION)	19
4.3	LEMMA (AND/XOR -CHAIN IN THE ABSENCE OF FROZEN TOKENS)	21
4.4	ALGORITHM (CONSTRUCTION OF AN AND/XOR -CHAIN)	22
4.5	LEMMA (DEADLOCK CONFIGURATION)	24
4.6	THEOREM (LIVENESS AND SAFENESS OF BP-SYSTEMS: SUFFICIENT CONDITION)	27
4.7	THEOREM (LIVENESS AND SAFENESS OF BP-SYSTEMS)	27
4.8	EXAMPLE (HIGH-SYSTEM WITH FROZEN TOKEN)	27
4.9	REMARK (REDUCTION UND SYNTHESIS)	28
5	PERSPECTIVES	28
6	BIBLIOGRAPHY	29

1 Introduction

Bipolar synchronization systems (BP-systems) constitute a class of coloured Petri nets, well suited for modeling the control flow of discrete, dynamical systems. BP-systems have been introduced in 1984 by Genrich and Thiagarajan ([GT1984]).

BP-systems have two token colours - we call them respectively *high*-tokens and *low*-tokens – and they have coloured transitions with firing modes depending on the combination of *high*- and *low*-tokens on their pre-places. The firing modes of a given transition obey either an *AND*-rule or a *XOR*-rule. As a consequence, a transition decides not only about activating a subsequent activity but also about skipping it. Hence the flow of *high*-tokens shows the pattern of activation and the flow of *low*-tokens shows the pattern of skipping activities. Transitions with two or more pre-places are synchronizations, they can also synchronize the flow of *high*-tokens with the flow of *low*-tokens.

Genrich and Thiagarajan observed that the flow of *high*-tokens of a BP-system induces the token flow of a corresponding free-choice system. We call it the *high*-system of the BP-system. They questioned to which extent the token flow of the coloured BP-system is already determined by the flow of the uncoloured tokens of the *high*-system. The answer to this question is the subject of the present paper.

Abstracting from the colours of a BP-system leads to a second ordinary Petri net. This *T*-system yet keeps the net structure of places, transitions and directed arcs. We call it the *skeleton* of the BP-system. The forgetting about the colours is formalized by a canonical morphism from the BP-system to its skeleton. As a simple consequence of this morphism the safeness of a BP-system follows out of the safeness of its skeleton. Conversely, liveness and safeness of a BP-system imply the analogous properties of its skeleton. Hereto we prove a lifting lemma for the above mentioned Petri net morphism.

Genrich and Thiagarajan already proved as a first result to the above question, that the *high*-system of a live and safe BP-system is live and safe itself. Moreover the *high*-system has no frozen tokens. Both results follow from the lifting lemma. The new result of the present paper proves the converse of the theorem of Genrich and Thiagarajan. Our main result:

A BP-system is live and safe if its *high*-system is live and safe without frozen tokens and if its skeleton is live and safe.

For the proof we conclude from the lifting lemma, that deadlock-freeness is sufficient for the liveness of the BP-system. This statement has also already been shown by Genrich and Thiagarajan. But liveness and safeness of the *high*-system and of the skeleton do not suffice to exclude a deadlock of the BP-system. This shows a well known counter-example with a frozen token in the *high*-system. Therefore we intensified the concept of a deadlock to the stronger concept of a deadlock-configuration. A deadlock-configuration consists of an alternating series of closing *XOR*- and *AND*-transitions. Firing the *AND*-transition in the *high*-system presupposes firing the *XOR*-transition, yet firing the *XOR*-transition in the skeleton presupposes firing the *AND*-transition. Hence the transitions in the BP-system block each other.

We prove, that every dead BP-system has a deadlock-configuration, if its *high*-system and skeleton are live and safe. On the other hand, any deadlock-configuration is excluded through the absence of frozen tokens.

The essential means for proving our main theorem are: The *high*-net belongs to a class of

restricted free-choice nets where well-formedness can be characterized by the absence of certain handles on simple circles. Using circles allows us to carry a common type of reasoning from T -systems to the *high*-net of a BP -system. Moreover, we use a theorem about the activation of T -components in live and safe free-choice systems. Both types of arguments were not at disposal of Genrich and Thiagarajan in 1984. These results were developed afterwards by Best, Desel, Esparza and Silva. A third input for our proof is the simple observation, that an activated T -component in a Petri net without frozen tokens must already contain all tokens.

Our general guide in applying all these theorems has not been to study a Petri net as an isolated object, but to compare different Petri nets with the help of Petri net morphisms.

Note. Genrich and Thiagarajan use the name “bipolar synchronization schema” ([GT1984]) instead of our notation “bipolar synchronization system”. Moreover they consider only bipolar synchronization systems with a live and safe skeleton. We agree, that one should require this property for the skeleton at the end of the investigation. But first we want to equally study the skeleton and the *high*-system in order to find out how each of the two ordinary Petri nets influences the properties of the original BP -system.

2 Free-choice systems

The present chapter recalls some concepts and notations from the Petri net theory; in particular from the classical theory of free-choice systems. Our basic reference is [DE1995].

For free-choice systems we use the concepts of T - and P -components. A P -component, which contains exactly one token, is named a *basic component*. A simple circle carrying exactly one token is called *basic circle*.

A free-choice net is called *well-formed*, iff it has a live and bounded marking. A free-choice system is live and safe, iff each of its P -components is marked and the system is covered by basic components. In particular, a T -system is live and safe, iff each of its circles is marked and each place is contained in a basic circle. In order to activate a given transition of a T -system, one has to fire every transition with an unmarked path leading to the given transition.

A T -component of a free-choice system is *activated* at a reachable marking, iff it is live with respect to the restricted marking.

Every node of a free-choice net generates a *cluster*. This is the minimal subnet, which firstly contains the given node, and secondly all pre-transitions of each of its places. Thirdly, the cluster also contains all pre-places of each of its transitions. An *allocation* is a map defined on a set of clusters, which chooses exactly one transition from every cluster. An allocation can be used to route occurrence sequences, in that an activated cluster fires its specified allocated transition. For a subset A of a net, we denote by $cl(A)$ the subnet which is generated by all clusters with a place in A .

2.1 Theorem (Activation of T -components)

Every T -component N_T of a live and bounded free-choice system can be activated by a reachable marking. There exists an activation, which does not fire any transition from $cl(N_T)$.

Note. Theorem 2.1 is a slight generalization of [DE1995], Theor. 5.20. Desel and Esparza use a lemma dealing with cyclic allocations, which do not fire any transition from $cl(N_T)$. Their proof also demonstrates Theorem 2.1.

The following Corollary 2.2 is well-known, cf. [DE1995], Lemma 9.15 for its proof. Corollary 2.5 will prove a partial converse.

2.2 Corollary (*Embedding a simple circle into components*)

Any simple circle of a well-formed free-choice net is contained in the intersection of a P -component with a T -component.

Proof. Denote by N the given free-choice net and by C the set of all clusters with a least one place contained in the given simple circle K . We consider the allocation α with domain C , which chooses from every cluster of C the well-determined transition belonging to K . Because the circle is simple, such a choice is possible. The allocation extends to an allocation on all clusters of the net, which points to K . We choose a live and bounded marking of N . It activates an infinite occurrence sequence, routed by the allocation. A subset of its transitions form the transitions of a T -component N_T of N with the property: There exists a transition

$$t \in N_T \cap K,$$

and every transition of N_T , which belongs to a cluster of C , is allocated. By Theorem 2.1 it is possible to activate N_T by a reachable marking μ . We obtain an infinite occurrence sequence σ of the live and bounded T -system

$$(N_T, \mu_T), \mu_T := \mu \upharpoonright N_T.$$

Due to the boundedness of the place

$$\text{post}(t) \cap K$$

the occurrence sequence σ must fire the transition

$$\text{post}(\text{post}(t)) \cap K$$

an infinitely often. It belongs to N_T by construction of α . A finite iteration of the foregoing reasoning around the circle proves

$$K \subset N_T.$$

The reverse-dual N^d of N is also well-formed and contains the reverse-dual K^d of K , a simple circle, too. From the part already proven we obtain a T -component $N_{T,d} \subset N^d$ with

$$K^d \subset N_{T,d}.$$

Its reverse-dual is a P -component N_p of the original net

$$N_p := (N_{T,d})^d \subset (N^d)^d = N$$

with $K \subset N_p$. Hence we have proved

$$K \subset (N_T \cap N_p), \text{ q. e. d.}$$

A token in a Petri net is frozen at a given place, iff the current marking activates an infinite

occurrence sequence, which never fires the token.

2.3 Definition (*Frozen token*)

An ordinary Petri net (N, μ_0) has no *frozen tokens*, iff for every reachable marking μ holds: For every strictly less marking $\nu < \mu$ the Petri net (N, ν) has no infinite occurrence sequence.

For a well-formed free-choice system the absence of frozen tokens is a structural property: Either every live and safe marking of the underlying net has a frozen token or no live and safe marking has a frozen token ([Des1992], Sätze 5.1.3 und 5.1.5).

2.4 Lemma (*Absence of frozen tokens as a structural property*)

A live and safe free-choice system has no frozen tokens, iff every P -component of the underlying net intersects every T -component in a non-empty set.

A special case of Lemma 2.4 is the statement, that a live and safe T -System has no frozen tokens. Another consequence is Corollary 2.5.

2.5 Corollary (*Intersection of components*)

In a live and safe free-choice system without frozen tokens the intersection of a basic component with a T -component is a non-empty simple circle. In the case of an activated T -component the intersection is even a basic circle.

Proof. For a free-choice net the intersection of a P -component with a T -component is either empty or a set of disjoint non-empty simple circles. ([Des1992], Lemma 5.1.4). Under the assumptions of the corollary the intersection cannot be empty by Lemma 2.4. In case of an activated T -component all circles of the intersection must be marked. Because a basic component contains only a single token, there is only a single circle in the intersection. According to Theorem 2.1 every T -component can be activated. Hence the intersection is a simple circle also in this case, q. e. d.

In the following we shall study a certain type of coloured nets and consider a series of derived ordinary nets. They belong to a special class, which we will call *restricted free-choice nets*. Every cluster of a restricted free-choice net has at most a single forward branching place. Hence two transitions with a common pre-place have only one pre-place.

2.6 Definition (*Restricted free-choice net*)

A free-choice net is named *restricted free-choice net*, iff it satisfies the following restriction: For every place p holds

$$\text{post}(p) > 1 \Rightarrow \text{pre}(\text{post}(p)) = p.$$

A marked restricted free-choice net is called *restricted free-choice system*.

Note. Since the appearance of [GT1984] the terminology has changed to a more general

concept: A “restricted free-choice system” has previously been called “free-choice system”, while today’s “free-choice system” has previously been called “extended free choice-system”. In the present paper we will use today’s notation.

For the class of restricted free-choice nets – but not for free-choice nets in general – there exists a characterization of well-formedness in terms of certain paths.

2.7 Definition (*Handle and bridge*)

Consider an ordinary net N and two partial subnets $N_1, N_2 \subset N$.

i) A *generalized handle* on N_1 is a path

$$\alpha = (x_1, \dots, x_n) \subset N, n \geq 2, \text{ with } \alpha \cap N_1 = \{x_1, x_n\}.$$

In case of an initial transition x_1 and a final place x_n the handle is called *generalized TP-handle*. Analogously one defines *generalized PT-handle*. A *handle* is the special case of a generalized handle being a simple path.

ii) A *bridge* from N_1 to N_2 is a simple path

$$\alpha = (x_1, \dots, x_n) \subset N, n \geq 2, \text{ with } \alpha \cap N_1 = \{x_1\} \text{ and } \alpha \cap N_2 = \{x_n\}.$$

A bridge which starts with a transition x_1 and ends with a place x_n is called *TP-bridge*.

Obviously, every generalized handle can be shortened to a handle with the same endpoints.

For restricted free-choice nets Esparza and Silva – after previous work by Desel - proved the characterization of well-formedness from Theorem 2.8 ([Des1986], [ES1990]). A *TP-handle* obstructs well-formedness, because not all tokens generated by firing its opening transition can be consumed by its closing place.

2.8 Theorem (*Well-formedness of restricted free-choice nets*)

For a restricted free-choice net holds the equivalence:

- The net is well-formed
- The net is strongly connected, no simple circle has a *TP-handle*, and every *PT-handle* of a simple circle has a *TP-bridge*.

Note. In the following, on the one hand we will concatenate two occurrence sequences and on the other hand we will compose two paths. But the two conventions concerning the order of both components are just opposite: Concatenation $\sigma_1 \cdot \sigma_2$ of the occurrence sequence σ_2 with the occurrence sequence σ_1 means, to execute first the occurrence sequence σ_1 on the left and afterwards the occurrence sequence σ_2 on the right. Composition $\alpha_2 \circ \alpha_1$ of the path α_2 with the path α_1 means, to traverse first the path α_1 on the right and afterwards the path α_2 on the left.

3 BP-systems and related ordinary Petri nets

BP-systems are coloured Petri nets. First we define the concept of a *BP*-system. Then we show that every *BP*-system decomposes in a canonical way into a subsystem and a quotient. Both components are ordinary Petri nets: The subsystem is a restricted free-choice system, the quotient is a *T*-system. Moreover, canonical morphisms exist between a *BP*-system and its derived ordinary Petri nets.

Using these morphisms we reconstruct the proof of Genrich and Thiagarajan, that liveness and safeness of a *BP*-system implies the corresponding properties of its derived ordinary Petri nets.

3.1 Definition (*BP*-system)

i) A *bipolar synchronization graph* (*BP*-graph) is a coloured net with the following properties:

- All places are unbranching
- All places have the same colourset $\{high, low\}$ with two elements.
- There are exactly two kinds of transitions:

AND-transitions have two firing modes: The *high*-mode (resp. *low*-mode) is activated, iff all pre-places of the transition are marked with at least one *high*-token (resp. *low*-token), its firing generates one *high*-token (resp. *low*-token) on every post-place.

XOR-transitions with n pre-places and m post-places have $n \cdot m$ *high*-modes and one *low*-mode: The *high*-mode with index

$$(i, j), 1 \leq i \leq n, 1 \leq j \leq m$$

is activated, iff the i -th pre-place is marked with at least one *high*-token and all other pre-places are marked with at least one *low*-token. Firing the *high*-mode generates a *high*-token on the j -th post-place and a *low*-token on every other post-place. The *low*-mode is activated, iff all pre-places are marked with at least one *low*-token. Firing the *low*-mode generates a *low*-token on every post-place.

ii) A *bipolar synchronization system* (*BP*-system) is a coloured Petri net (N, μ) with a *BP*-graph N and an initial marking μ carrying at least one *high*-token.

For a *BP*-graph N and a place $p \in N$ we denote by

$$M(p) = \{p\} \times \{high, low\}$$

the set of its two token elements. The second component of a *high*-token element is the colour *high*, the second component of a *low*-token element is the colour *low*. For a transition $t \in N$ we denote by $B(t)$ the set of its *binding elements*. Example: The closing *AND*-Transition $t_{AND} \in N$ with two pre-places and a single post-place has two binding elements

$$B(t_{AND}) = \{t_{AND}\} \times \{(high, high, high), (low, low, low)\},$$

while an opening *XOR*-transition $t_{XOR} \in N$ with a single pre-place and two post-places has three binding elements

$$B(t_{XOR}) = \{t_{XOR}\} \times \{(high, high, low), (high, low, high), (low, low, low)\}.$$

It is well known that every coloured Petri net has a corresponding (uncoloured) p/t -net, which unfolds every token element and every binding element as respectively a single place and a single transition. Together with the corresponding morphism of Petri nets we call it the *flattening*.

Moreover one can provide a *BP*-system with a second (uncoloured) p/t -net by “forgetting” about its colour elements. Together with the corresponding morphism of Petri nets we call it the *skeleton*. While the flattening contains the same information as the original coloured net, the skeleton is a proper abstraction in general.

3.2 Definition (Flattening, low-system, high-system und skeleton)

Consider a *BP*-system $BPS = (N, \mu)$.

i) The *flattening* of BPS is the ordinary Petri net

$$BPS^{flat} = (N^{flat}, \mu^{flat}),$$

the *flat system* of BPS , together with the morphism of Petri nets

$$col : BPS^{flat} \longrightarrow BPS,$$

which are defined as follows: Places of N^{flat} are the token elements of N , transitions of N^{flat} are the binding elements of N . Places which unfold *high*-token elements are called *high*-places. Analogously we define *low*-places, *high*-transitions and *low*-transitions. A place $(p, m) \in M(p)$ and a transition $(t, b) \in B(t)$ are joined in N^{flat} by a directed arc, iff there exists an arc in N with the same orientation between p and t . The map col operates as a projection on places and transitions

$$col(p, m) := p \text{ for } (p, m) \in M(p) \text{ and } col(t, b) := t \text{ für } (t, b) \in B(t)$$

and as the identity on token elements and binding elements. The initial marking is defined as

$$\mu^{flat} := col^{-1}(\mu).$$

ii) The *low*-system of BPS is the coloured Petri net

$$BPS^{low} = (N^{low}, \mu^{low})$$

together with the morphism of Petri nets

$$low : BPS^{low} \longrightarrow BPS,$$

which are defined as follows: N^{low} is the subnet of N generated by all *low*-token elements and all *low*-binding elements: N^{low} has the same places and transitions as N , but all token elements and binding elements of N^{low} have only a single colour $\{low\}$. The initial marking μ^{low} of N^{low} is made up of the *low*-tokens of μ . The net inclusion

$$N^{low} \xrightarrow{\subseteq} N$$

induces the morphism of Petri nets

$$low : BPS^{low} \longrightarrow BPS.$$

iii) The *high*-system of BPS is the cokernel

$$BPS^{high} = (N^{high}, \mu^{high})$$

of the mapping from part ii), i.e. the quotient

$$BPS^{high} := BPS / low(BPS^{low}),$$

together with the canonical quotient map

$$high : BPS \longrightarrow BPS^{high} :$$

N^{high} has the same places and transitions as N , but token elements of N^{high} are restricted to *high*-token elements of N and binding elements are restricted to *high*-modes of N . The weight functions of N^{high} are induced as quotients by the weight functions of N .

iv) The net morphism

$$uncol : N \longrightarrow N^{low},$$

the *uncolouring*, operates as the identity on places and transitions. It operates on token elements and binding elements according to the rule

$$uncol(p, c) := (p, low) \text{ and } uncol(t, b) := (t, low).$$

The coloured Petri net

$$BPS^{skel} := (N^{low}, \mu^{skel}), \text{ with } \mu^{skel} := uncol(\mu),$$

together with the morphism of Petri nets

$$skel : BPS \longrightarrow BPS^{skel},$$

which is induced from the uncolouring, is called the *skeleton* of BPS .

In Definition 3.2 we have introduced a set of derived Petri nets, but we did not introduce them as separate objects. Instead, we connected each of them to the original BP -system by a Petri net morphism. This proceeding follows the standard in category theory, namely always to consider objects and morphisms in common. In the present paper we will not introduce the general concept of a morphism between Petri nets ([Weh2006]). Because all morphisms under consideration have discrete fibers, they all are simple, special examples for the general definition.

The *low*-system BPS^{low} is a subsystem of BPS , but it is even a retraction, because the *low*-morphism has a section:

$$uncol \circ low = id : BPS^{low} \longrightarrow BPS^{low}.$$

The *high*-system has been defined as the cokernel of a Petri net morphism. In general the corresponding quotient morphism is not defined on the level of token elements and binding elements, i.e. in the category of sets. The definition presupposes an Abelian category. Hence

the cocernel has to be defined at the level of the free Abelian group, which is generated by respectively all token elements and all binding elements.

Any occurrence sequence σ of BPS induces an occurrence sequence $high(\sigma)$ of BPS^{high} by cancelling all low -modes. If σ does not contain any $high$ -mode, then $high(\sigma)$ is the empty occurrence sequence.

Using the colouring morphism

$$col : BPS^{flat} \longrightarrow BPS$$

we will identify the derived Petri nets with ordinary Petri nets: On the flattening of the low -system

$$BPS^{flat,low} := col^{-1}(BPS^{low}) \subset BPS^{flat}$$

the morphism col induces an isomorphism of Petri nets

$$col : BPS^{flat,low} \xrightarrow{\cong} BPS^{low}.$$

Hence we will consider the low -system as an ordinary Petri net. Also the quotient

$$BPS^{flat,high} := coker[BPS^{flat,low} \longrightarrow BPS^{flat}],$$

the flat $high$ -system, is an ordinary Petri net. The colouring induces a morphism

$$BPS^{flat,high} \longrightarrow BPS^{high},$$

which maps bijectively activated occurrence sequences of both Petri nets. Hence one of the two Petri nets is live and safe, iff also the other has these properties. Hence for all objectives of the present paper we can consider the restricted free choice-system $BPS^{flat,high}$ instead of BPS^{high} .

The following diagram of Petri net morphisms commutes

$$\begin{array}{ccccc} BPS^{flat,low} & \xrightarrow{low} & BPS^{flat} & \xrightarrow{high} & BPS^{flat,high} \\ \cong \downarrow col & & \downarrow col & & \downarrow col \\ BPS^{low} & \xrightarrow{low} & BPS & \xrightarrow{high} & BPS^{high} \end{array}$$

Graphic 1: Commutative diagram between a BP-system and its derived Petri nets

Note. Graphic 1 denotes analogous morphisms by the same names respectively col , low and $high$.

Both rows of the diagram from Graphic 1 show the decomposition of the Petri net in the middle into a subsystem and a quotient. Both, the low -system and the skeleton, are T -systems, with the same underlying net but with different initial markings. The flat $high$ -system is a restricted free-choice system, which is generated by the $high$ -transitions, $high$ -places and $high$ -tokens of BPS^{flat} .

We have introduced the low -system as a subsystem of BPS , but the $high$ -system as a quotient. Which property does explain the difference? Different from the low -system the inclusion the Petri net generated by the $high$ -transitions, $high$ -places and $high$ -tokens of BPS into BPS does not induce a morphism: An activated binding element of the former

Petri net is not necessary activated if considered as a binding element of the latter.

Thinking in morphisms, which advantage does result from a consequent application of this concept? As a first application we compare activated occurrence sequences via the morphism of Petri nets

$$skel : BPS \longrightarrow BSP^{skel}.$$

If an occurrence sequence σ of $BPS = (N, \mu)$ fires according

$$\mu \xrightarrow{\sigma} \mu_1,$$

then $skel(\sigma)$ is an occurrence sequence of BPS^{skel} , which can fire according to

$$skel(\mu) \xrightarrow{skel(\sigma)} skel(\mu_1).$$

As a consequence we obtain at once the following result.

3.3 Lemma (Safeness of a BP-system)

A BP-system is safe, if its skeleton system is safe.

Proof. Because the Petri net morphism

$$skel : BPS \longrightarrow BSP^{skel}$$

maps activated occurrence sequences, it maps any reachable marking of BPS to a reachable marking of BPS^{skel} . If a reachable marking of BPS^{skel} does not mark any place with more than a single token, the same holds true for BPS , q. e. d.

The lifting problem considers the converse situation. It questions: Under which assumptions does a Petri net morphism

$$f : PN_1 \longrightarrow PN_2$$

have the lifting property, i.e. when for a given activated occurrence sequence σ_2 of PN_2 does there exist an activated occurrence sequence σ_1 of PN_1 with

$$f(\sigma_1) = \sigma_2?$$

If σ_1 is a lift of a finite activated occurrence sequence σ_2 , which fires according to

$$\mu_2 \xrightarrow{\sigma_2} \mu_2^*,$$

then σ_1 may fire according to

$$\mu_1 \xrightarrow{\sigma_1} \mu_1^* \text{ with } f(\mu_1^*) = \mu_2^*.$$

For the skeleton we will solve the lifting problem with Lemma 3.5, for the *high*-system with Corollary 3.7.

3.4 Definition (*Live, dead, deadlock*)

Consider a *BP*-system $BPS = (N, \mu)$. We define:

- A firing mode of N is *live at the marking μ* , iff for every reachable marking μ_1 the *BP*-system (N, μ_1) has a reachable marking, which activates the given firing mode. BPS is *live with respect to all high-modes*, iff every *high-mode* is live at μ .
- A transition of N is *high-live at the marking μ* , iff it has a *high-mode*, which is live at μ . BPS is *high-live*, if each transition is *high-live* at μ .
- A transition of N is *dead at a reachable marking μ_1* , if no reachable marking of the *BP*-system (N, μ_1) activates any firing mode of the given transition. A reachable marking μ_1 is *dead*, if all transitions of BPS are dead at μ_1 . BPS is *dead*, if the initial marking μ is dead.
- A reachable marking μ_1 of BPS has a *deadlock-transition* $t \in N$, if either t is an *AND*-transition with at least one pre-place *high*-marked and at least one pre-place *low*-marked at μ_1 or if t is a *XOR*-transition with at least two pre-places *high*-marked at μ_1 . BPS is *deadlock-free*, if no reachable marking has a deadlock transition.

When defining the liveness of a transition we have only required the activation of at least one *high-mode*. It makes no sense to require also the activation of a *low-mode*: A well-behaved *BP*-system with only *AND*-transitions must not activate any *low-mode*. The stronger concept of liveness with respect of all *high-modes* requires to activate not only one, but every *high-mode* of a given transition. We will show in Corollary 3.9, that a safe and *high-live BP*-system is also live with respect to all *high-modes*.

Deadlock transitions are the only obstructions against the lifting of occurrence sequences.

3.5 Lemma (*Lifting occurrence sequences of the skeleton*)

The skeleton morphism

$$skel : BPS \longrightarrow BPS^{skel}$$

of a deadlock-free *BP*-system BPS has the lifting property.

Proof. Set $BPS = (N, \mu)$ and consider a given activated occurrence sequence σ^{skel} of BPS^{skel} . Without loss of generality we may assume, that σ^{skel} is a single transition $t^{skel} \in N^{skel}$ firing according to

$$skel(\mu) \xrightarrow{\sigma^{skel}} \mu_1^{skel}.$$

In BPS all pre-places of the corresponding transition $t \in N$ are marked. Because of the deadlock-freeness of BPS the marking μ activates a firing mode

$$(t, b) \in B(t)$$

of BPS with

$$\sigma^{skel} = skel(t, b).$$

Hence the occurrence sequence $\sigma := (t, b)$ of BPS is a lift of σ^{skel} , q. e. d.

3.6 Corollary (*Live or dead with deadlock*)

For a BP -system BPS holds the equivalence:

1. BPS is *high*-live
2. No reachable marking of BPS is dead
3. BPS is deadlock-free and the skeleton is live.

Proof. $1 \Rightarrow 2$ This implication is obvious.

$2 \Rightarrow 3$ Given the assumptions of case 2 no reachable marking μ of BPS has a deadlock-transition, because a deadlock-transition would be dead at the marking μ . Moreover, in order to verify the liveness of the T -system BPS^{skel} , it suffices to prove, that no reachable marking of BPS^{skel} is dead, i.e. to show, that every reachable marking μ^{skel} of BPS^{skel} activates at least one transition t^{skel} . We have already proven the deadlock-freeness of BPS . By Lemma 3.5 every occurrence sequence σ^{skel} of BPS^{skel} , firing according to

$$\mu^{skel} \xrightarrow{\sigma^{skel}} \mu_1^{skel},$$

can be lifted to an occurrence sequence σ of BPS , which may fire according to

$$\mu \xrightarrow{\sigma} \mu_1 \text{ with } skel(\mu_1) = \mu_1^{skel}.$$

By assumption μ_1 activates at least one firing mode $(t, b) \in N$, hence μ_1^{skel} activates the transition

$$t^{skel} := skel(t, b).$$

$3 \Rightarrow 1$ Consider a marking μ_1 , reachable in $BPS = (N, \mu)$ from the firing of an occurrence sequence σ according to

$$\mu \xrightarrow{\sigma} \mu_1,$$

and a transition $t \in N$. In the skeleton the occurrence sequence

$$\sigma^{skel} := skel(\sigma)$$

may fire according to

$$\mu^{skel} \xrightarrow{\sigma^{skel}} \mu_1^{skel} \text{ with } \mu_1^{skel} = skel(\mu_1).$$

The assumption about liveness of the skeleton implies the existence of an occurrence sequence σ_1^{skel} of the skeleton, which fires according to

$$\mu_1^{skel} \xrightarrow{\sigma_1^{skel}} \mu_2^{skel}$$

and creates a marking μ_2^{skel} , which activates the transition

$$t^{skel} := skel(t, b) \in N^{skel}.$$

By Lemma 3.5 there exists a lift σ_1 of σ_1^{skel} , such that the firing of σ_1 in BPS activates a $high$ -mode $(t, b) \in B(t)$ of the transition $t \in N$ according to

$$\mu_1 \xrightarrow{\sigma_1} \mu_2, \text{ q. e. d.}$$

Note. The essential step „3 \Rightarrow 1“ in the proof of Corollary 3.6 has already been demonstrated by Genrich and Thiagarajan ([GT1984], Theor. 2.12). Also the following Corollary 3.7 is due to them ([GT1984], Lemma 3.10).

3.7 Corollary (*Lifting occurrence sequences of the high-system*)

For a deadlock-free BP -System BPS with live and safe skeleton the morphism

$$high : BPS \longrightarrow BPS^{high}$$

has the lifting property.

Proof. Set $BPS = (N, \mu)$ and consider an activated occurrence sequence σ^{high} of the $high$ -system

$$BPS^{high} = (N^{high}, \mu^{high}),$$

which fires according to

$$\mu^{high} \xrightarrow{\sigma^{high}} \mu_1^{high}.$$

Without loss of generality we may assume, that σ^{high} is a single transition, i.e.

$$\sigma^{high} = high(t, b)$$

with a $high$ -mode $(t, b) \in B(t)$ of a transition $t \in N$. With

$$\sigma_1 := (t, b)$$

we obtain

$$high(\sigma_1) = \sigma^{high}.$$

In case the occurrence sequence σ_1 is already activated at μ , we have found a lift of σ^{high} . Otherwise we build a suitable prefix in order to activate σ_1 .

The fact, that the transition $high(t, b)$ is activated at μ^{high} but the firing element (t, b) fails activation at μ , implies that t is a closing XOR -transition. Due to the activation of $high(t, b)$ the transition t has a $high$ -marked pre-place

$$p \in pre(t) \in N.$$

Corollary 3.3 implies that BPS is safe. Hence no pre-place of t is marked with more than a single token. And due to the deadlock-freeness of BPS no pre-place of t different from p is $high$ -marked. Eventually, due to the lacking activation of (t, b) the transition t has at least one unmarked pre-place. In order to activate t at a reachable marking, it is necessary to

mark any of its pre-places with a *low*-token. Herefore we consider a minimal occurrence sequence σ^{skel} in the skeleton

$$BPS^{skel} = (N^{skel}, \mu^{skel}),$$

which according to

$$\mu^{skel} \xrightarrow{\sigma^{skel}} \mu_1^{skel}$$

creates a marking μ_1^{skel} activating the transition

$$skel(t, b) \in N^{skel}.$$

By Lemma 3.5 there exists a lifted occurrence sequence σ_L of BPS , which fires according to

$$\mu \xrightarrow{\sigma_L} \mu_1$$

and creates a marking μ_1 , which activates a firing mode

$$(t, b') \in B(t)$$

of $t \in N$. Because the minimal occurrence sequence σ^{skel} does not contain the transition t^{skel} , the firing mode (t, b) does not belong to σ_L . Hence its pre-place p remains *high*-marked at μ_1 . Due to the deadlock-freeness of BPS all other pre-places of t are *low*-marked. We obtain

$$(t, b') = (t, b).$$

Claim: Every firing mode of σ_L is a *low*-mode. For the proof note, that every transition from σ^{skel} with a simple token-free path to t^{skel} fires exactly once. Hence the lift σ_L to BPS of σ^{skel} contains only firing modes of transitions with a token-free path to t . Moreover, all firing elements of σ_L belong to pairwise different transitions. Under the assumption, that σ_L contains the *high*-mode $(r, c) \in B(r)$ of a transition r , we choose a simple path in BPS

$$(t_0, p_1, t_1, p_1, \dots, t_{n+1})$$

leading from the transition $t_0 := r$ to the transition $t_{n+1} := t$ and with all places

$$p_i, i = 1, \dots, n,$$

unmarked at μ . After possibly changing c we may assume, that firing (r, c) creates a *high*-token at the post-place p_1 . Now we can choose all firing modes

$$(t_i, b_i) \text{ with } 1 \leq i \leq n$$

in successive order as *high*-modes. Firing σ_L *high*-marks the pre-place $p_n \neq p$ of t , such that t becomes a deadlock-transition at μ_1 . This contradiction to the deadlock-freeness of BPS proves, that every binding element of σ_L is a *low*-mode.

The concatenation

$$\sigma := \sigma_L \cdot \sigma_1$$

is an occurrence sequence of BPS activated at μ . And because

$$high(\sigma) = high(\sigma_L) \cdot high(\sigma_1) = high(\sigma_1) = \sigma^{high}$$

the occurrence sequence σ is a lift of σ^{high} , q. e. d.

The following Theorem 3.8 is essentially due to Genrich and Thiagarajan ([GT1984], Theor. 3.13). They call a BP -system well-behaved, iff it is $high$ -live and has a live and safe skeleton. By Lemma 3.3 a well-behaved BP -system is safe, too.

3.8 Theorem (*Liveness and safeness of BP-systems: Necessary condition*)

For a $high$ -live and safe BP -system the skeleton is live and safe and the $high$ -system is live and safe without frozen tokens.

Proof. Denote by $BPS = (N, \mu)$ the given BP -system.

i) Safeness: By Lemma 3.5 and Corollary 3.7 any activated occurrence sequence of respectively the skeleton and the $high$ -system results from an activated occurrence sequence of BPS via the corresponding Petri net morphism

$$skel : BPS \longrightarrow BPS^{skel} \text{ and } high : BPS \longrightarrow BPS^{high}.$$

The Petri net BPS in the domain is safe by assumption, hence the Petri nets in the range are safe, too.

ii) Liveness: The $high$ -system is a free-choice system. It is safe due to part i), which has already been proven. Hence deadlock-freeness of BPS^{high} is equivalent to liveness ([DE1995], Theor. 4.31). For an indirect proof we assume, that the $high$ -system $BPS^{high} = (N^{high}, \mu^{high})$ has a reachable dead marking μ_1^{high} . It is generated by an occurrence sequence σ^{high} according to

$$\mu^{high} \xrightarrow{\sigma^{high}} \mu_1^{high}.$$

By Corollary 3.7 there exists a lifted occurrence sequence σ of BPS , firing according to

$$\mu \xrightarrow{\sigma} \mu_1.$$

Because BPS is $high$ -live by assumption, the marking μ_1 activates the $high$ -mode $(t, b) \in B(t)$ of at least one transition $t \in N$. Its image

$$high(t, b) \in N^{high}$$

is a transition of the $high$ -system, which is activated at μ_1 , a contradiction. An analogous reasoning proves the liveness of the skeleton.

iii) Exclusion of frozen tokens: For an indirect proof we assume the existence of a frozen token of the $high$ -system BPS^{high} , i.e. we assume the existence of a reachable marking μ_1^{high} and a place

$$p^{high} = high(p) \in N^{high}$$

marked at μ_1^{high} with a frozen token. Denote by σ^{high} an infinite, activated occurrence sequence of (N^{high}, μ_1^{high}) , which does not fire the frozen token. By Corollary 3.7 there exists a lifted infinite, activated occurrence sequence σ of the BP -systems (N, μ_1) . The latter system has a frozen token at the place $p \in N$. Now

$$\sigma^{skel} = skel(\sigma)$$

is an infinite, activated occurrence sequence of the skeleton BPS^{skel} with a frozen token at the place

$$p^{skel} = skel(p) \in N^{skel}.$$

But the skeleton is a live and safe T -system, as already proved in part i). Hence it has no frozen tokens, cf. Lemma 2.4. This contradiction shows, that also the $high$ -system has no frozen tokens, q. e. d.

3.9 Corollary (Liveness with respect to all high-modes)

A safe and $high$ -live BP -system is live with respect to all $high$ -modes.

Proof. By Corollary 3.6 the $high$ -liveness of a BP -system implies its deadlock-freeness. And by Corollary 3.7 every activated occurrence sequence of the $high$ -system can be lifted to an activated occurrence sequence of the given BP -system, q. e. d.

4 Liveness of BP-systems: Sufficient condition

In the following chapter we investigate a set of conditions, which imply that a BP -System is live and safe. As a result, we prove the converse of Theorem 3.8. Our Theorem 4.6 shows that a BP -System is live and safe, if its skeleton and its $high$ -system are live and safe and if its $high$ -system has no frozen tokens.

In order to prove the liveness of a BP -system it suffices to prove its deadlock freeness according to Corollary 3.6. We shall give an indirect proof of Theorem 4.6. Therefore we first study the properties of a dead BP -system.

Without loss of generality we concentrate on BP -systems with *binary* transitions; i.e., every transition has either a single pre-place and two post-places or two pre-places but a single post-place. In order to prove this claim, one can formalize the statement by a Petri net morphism. This morphism is a transition refinement, replacing a given transition with an arbitrary amount of pre- or post-places through a subnet with binary transitions. However, one has to now consider the definition of such a morphism in full generality, as the fibers of the morphism are no longer discrete. In the following part of the paper a binary transition is named respectively *opening* transition, if it has two post-places; and *closing* transition, if it has two pre-places. Not stating the contrary we assume from now on all transitions as binary transitions.

We continue our investigation of Petri nets using morphisms with discrete fibers. We compare

- a BP -system $BPS = (N, \mu)$
- its flat $high$ -system $BPS^{flat, high} = (N^{flat, high}, \mu^{flat, high})$

- and its skeleton $BPS^{skel} = (N^{skel}, \mu^{skel})$

making use of the commuting diagram of morphisms from Chapter 3

$$\begin{array}{ccc} BPS^{flat} & \xrightarrow{high} & BPS^{flat,high} \\ \downarrow col & & \downarrow col \\ BPS & \xrightarrow{high} & BPS^{high} \end{array}$$

as well as of the morphism

$$skel : BPS \longrightarrow BPS^{skel}.$$

The *high*-system $BPS^{high} = (N^{high}, \mu^{high})$ as well as the flat system $BPS^{flat} = (N^{flat}, \mu^{flat})$ are only used as supporting systems.

The morphisms mentioned above map bijectively the places of N to the places of $N^{flat,high}$: We denote the image of a place $p \in N$ by¹

$$p^{high} := col^{-1}(high(p)) \in N^{flat,high}.$$

Similarly they map injectively all *AND*-transitions into the transitions of $N^{flat,high}$: We denote the image of an *AND*-transition $t_{AND} \in N$ by

$$t_{AND}^{high} := col^{-1}(high(t_{AND})) \in N^{flat,high}.$$

But the inverse image

$$col^{-1}(high(t_{XOR})) \in N^{flat,high}$$

of an *XOR*-transition $t_{XOR} \in N$ consists of two transitions t_{XOR}^{high} , namely the two *high*-modes of t_{XOR} . This correspondence on the level of places and transitions induces a bijective map between paths $\alpha \subset N$ and paths $\alpha^{high} \subset N^{flat,high}$ with prescribed initial and final node.

4.1 Remark (Dead BP-system)

For a dead BP-system the following holds:

- All pre-places of an opening transition are unmarked. No closing transition of the flat *high*-system is activated.
- If the *high*-system is live and safe, then BPS contains at least one closing *XOR*-transition with one *high*-marked and one unmarked pre-place and BPS contains no closing *XOR*-transition with two marked pre-places. In particular, BPS contains no closing *XOR*-transition in deadlock
- If the skeleton and the *high*-system are live and safe, then BPS contains at least one closing *AND*-transition in deadlock (cf. Graphic 2).

Proof. ad i) Any opening transition with its pre-place marked would be an activated transi-

¹ For the sake of simpleness we abbreviate the correct notation $p^{flat,high}, t^{flat,high} \in N^{flat,high}$ by $p^{high}, t^{high} \in N^{flat,high}$

tion, contradicting the deadness of BPS . Every closing transition of $N^{flat,high}$ unfolds a $high$ -modus of a closing AND -transition $t_{AND} \in N$. But $t_{AND}^{high} \in N^{flat,high}$ is activated iff a $high$ -modus of t_{AND} is activated, which has been excluded by the assumption.

ad ii) If BPS^{high} is live and safe, then at least one transition

$$t^{high} = high(t) \in BPS^{high}$$

must be activated. According to part i) the transition $t \in BPS$ cannot be an opening transition nor a closing AND -transition. Hence t must be a closing XOR -transition having at least one marked pre-place. The other pre-place must be unmarked: A $high$ -marking would contradict the safeness of BPS^{high} , a low -marking would activate t , contradicting the deadness of BPS .

ad iii) If BPS^{skel} is live and safe, then at least one transition

$$t^{skel} = skel(t) \in BPS^{skel}$$

must be activated. According to part i) the corresponding transition $t \in BPS$ must be a closing transition, with both pre-places marked. If in addition BPS^{high} is live and safe, then t cannot be an XOR -Transition according to part ii). Hence t is an AND -transition, which is not activated, hence t must be in deadlock, q. e. d.

Our investigation of a dead BP-system is based on the concept of an AND/XOR -chain and on the concept of a deadlock-configuration from Definition 4.2. According to Remark 4.1 the only activated transitions of the $high$ -system are $high$ -modes of certain closing XOR -transitions, and the only activated transitions of the skeleton are the images of certain closing AND -transitions. Now Algorithm 4.4 completes certain such pairs to AND/XOR -chains. And Lemma 4.5 will prove: On the one hand AND/XOR -chains combine to a deadlock configuration, but on the other hand a deadlock configuration contradicts the absence of frozen tokens.

4.2 Definition (AND/XOR -chain und deadlock-configuration)

Consider a BP-system $BPS = (N, \mu)$.

i) An AND/XOR -chain of length $n \geq 1$ of BPS , leading from a closing XOR -transition t_{XOR} to a closing AND -transition t_{AND} , is a family

$$Ch_{AND/XOR} = (t_i, N_i, p_i)_{i=0, \dots, n},$$

consisting of the transition $t_0 = t_{AND}$, closing AND -transitions t_i , $i = 1, \dots, n-1$, and the transition $t_n = t_{XOR}$, together with a family of basic components of the flat $high$ -system

$$N_i \subset BPS^{flat,high}, \quad i = 0, \dots, n.$$

For $i \geq 1$ holds $t_{i-1}^{high} \in N_i$ and for $i \geq 0$ the distinguished marked place $p_i \in N_i$ satisfies

$$p_i \in pre(t_i^{high}).$$

ii) A *deadlock-configuration* of size $m \geq 1$ of *BPS* is a family

$$Ch_{i,AND/XOR}, i = 0, \dots, m-1,$$

of *AND / XOR*-chains of *BPS*, leading from $t_{i,XOR}$ to $t_{i,AND}$, together with a simple, unmarked path

$$\beta_i \subset BPS, i = 0, \dots, m-1,$$

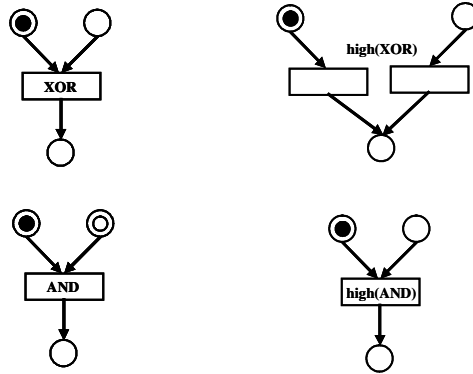
from $t_{i,AND}$ to $t_{i+1,XOR}$. A deadlock-configuration is called *minimal*, if *BPS* has no deadlock-configuration of smaller size.

Here and in the following any computation with indices from the set $\{0, \dots, m-1\}$ is made *modulo* m .

For an *AND / XOR*-chain

$$Ch_{AND/XOR} = (t_i, N_i, p_i)_{i=0, \dots, n}$$

one of the pre-places of $t_0 = t_{AND}$ is *high*-marked and the other is *low*-marked, and one of the pre-places of $t_n = t_{XOR}$ is *high*-marked and the other is unmarked (cf. Graphic 2).



Graphic 2: Initial and final transitions of an *AND/XOR*-chain and images in the flat *high*-system

Therefore the *high*-system has an activated *high*-mode t_{XOR}^{high} of t_{XOR} . The activation of a transition

$$t_{k_0}^{high}, 0 \leq k_0 < n,$$

presupposes the firing of t_{XOR}^{high} and of all transitions

$$t_k^{high}, k_0 < k < n.$$

For a deadlock-configuration

$$Ch_{i,AND/XOR}, i = 0, \dots, m-1,$$

all transitions

$$skel(t_{i,AND}), i = 0, \dots, m-1,$$

of the skeleton are activated. And the activation of $skel(t_{i+1,XOR})$ presupposes the firing of $skel(t_{i,AND})$. Hence in BPS two transitions $t_{i,AND}$ and $t_{j,XOR}$ block each other.

4.3 Lemma (AND/XOR-chain in the absence of frozen tokens)

Consider a BP -system BPS with a live and safe $high$ -system without frozen tokens. An AND/XOR -chain $(t_i, N_i, p_i)_{i=0,\dots,n}$ of BPS from t_{XOR} to t_{AND} has the following properties: Every T -component of $N^{flat,high}$ passing through a $high$ -mode of a given transition

$$t_{i_0}, i_0 = 1, \dots, n,$$

contains all transitions t_i^{high} , $0 \leq i < i_0$.

Proof. Denote by t^{high} the $high$ -mode of the given transition t_{i_0} and by

$$N_T \subset N^{flat,high}$$

a T -component passing through t^{high} . It suffices to prove the claim only for the case $i = i_0 - 1$. For the restricted T -system

$$(N_T, \mu_T), \mu_T := \mu^{flat,high} \upharpoonright N_T,$$

exactly one of the following two cases holds.

Case 1: (N_T, μ_T) is live. Then (N_T, μ_T) has an activated infinite occurrence sequence, and it is also an activated occurrence sequence of $BPS^{flat,high}$. All tokens of the initial marking $\mu^{flat,high}$ mark places of N_T , because otherwise $BPS^{flat,high}$ would have a frozen token. In particular, the marked pre-place p_{i-1} of t_i^{high} belongs to N_T . Because p_{i-1} is unbranched in forward direction, the net N_T contains also the transition t_i^{high} .

Case 2: (N_T, μ_T) is not live. According to Theorem 2.1 there exists a minimal activated occurrence sequence of $BPS^{flat,high}$, which activates N_T without firing any transition from $cl(N_T)$. Assumption: $t_i^{high} \notin N_T$. Then N_T does not contain any pre-place of t_i^{high} . It is necessary to fire t_i^{high} in order to activate N_T . Otherwise the token on p_{i-1} would be frozen. But as remarked before, the activation of t_i^{high} presupposes firing of all transitions

$$t_j^{high}, j = i+1, \dots, n-1,$$

in successive order. At the end, due to $post(t_{XOR}^{high}) \in N_T$ at least one transition from $cl(N_T)$ has to fire, a contradiction, q. e. d.

The following Algorithm 4.4 operates on a dead BP -system BPS with a live and safe $high$ -system. After input of an AND -transition t_{AND} in deadlock it outputs an AND/XOR -

chain ending at t_{AND} . The construction is based on the following idea: Because all transitions of BPS are dead, the unmarked places of BPS^{flat} form a siphon $R^{flat} \subset N^{flat}$. We consider the induced set of unmarked places

$$R^{high} := high(R^{flat}) \subset N^{flat,high}.$$

The transition $t_{AND}^{high} \in N^{flat,high}$ has one marked and one unmarked pre-place. The unmarked pre-place is a first element $p_0 \in R^{high}$. Starting from p_0 we navigate backwards through the net generated by R^{high} , making use of the siphon property of R^{flat} . We leave the basic component after reaching its distinguished marked place p_0 and switch to a new basic component, as long as not arriving at an activated *high*-mode of a closing *XOR*-transition. We repeat the backward navigation. The construction terminates after finitely many steps, because R^{high} cannot be a siphon due to the liveness of the *high*-system. The closing *XOR*-transition t_{XOR} at the time of termination is the initial transition of the *AND/XOR*-chain.

4.4 Algorithm (Construction of an *AND/XOR*-chain)

Input: Dead BP-system BPS with live and safe *high*-system and a closing *AND*-Transition t_{AND} in deadlock.

Output: *AND/XOR*-chain $(t_i, N_i, p_i)_{i=0,\dots,n}$ with $t_{AND} = t_0$.

set $i = 0$, set termination = false
set $t_{0,fin} = t_{AND}^{high} \in N^{flat,high}$
choose a basic component $N_0 \subset N^{flat,high}$ passing through the unmarked pre-place p_0 of $t_{0,fin}$
while termination == false
set $i = i + 1$, $t_{i,ini} = t_{i-1,fin} \in N^{flat,high}$
set $q \in pre(t_{i,ini}) \in N^{flat,high}$ the unmarked pre-place
<ul style="list-style-type: none"> • If $q \in N_j$ for an index $j < i$, set $N_i = N_j$ • otherwise choose arbitrary basic component $N_i \subset BPS^{flat,high}$ passing through q
set $p_i \in N_i$ the distinguished marked place of N_i
set $t_{i,fin} = post(p_i) \in N^{flat,high}$
If $t_{i,fin}$ is a firing mode of a <i>XOR</i> -transition of N , set termination = true
output $(t_i, N_i, p_i)_i$ with $high(t_i) = col(t_{i,fin}) \in BPS$

Proof of correctness. Set $BPS = (N, \mu)$. The algorithm operates on the flat *high*-system $BPS^{flat,high} = (N^{flat,high}, \mu^{flat,high})$.

i) The algorithm is well-defined: For every loop with index $i \geq 1$ after increment at the start of the loop body we assume that the transition

$$t_{i,ini} = t_{i-1,fin} \in N^{flat,high}$$

has exactly one unmarked pre-place $q \in pre(t_{i,ini})$. This assumption is satisfied for $t_{1,ini} = t_{AND}^{high}$ in the first loop with $i = 1$. Because the *high*-system is live and safe, it has a basic component passing through the place q . According to Remark 4.1 every marked place of $N^{flat,high}$ has only one post-transition. Denote by $t_{i,fin} = post(p_i)$ the well-defined post-transition of p_i . If $t_{i,fin}$ is a *high*-mode of an *XOR*-transition $t_{XOR} \in N$, the algorithm terminates at a closing *XOR*-transition t_{XOR} with one *high*-marked and one unmarked pre-place. In the other case $t_{i,fin}$ is the *high*-mode of a closing *AND*-transition. Its other pre-place is either *low*-marked or unmarked. This proves the assumption valid while entering the loop for the next run with index $i + 1$.

ii) The algorithm terminates: First we prove that in the loop body the case

$$q \in N_j \text{ for an index } j < i$$

will never happen. Assume on the contrary the existence of a first index $i \geq 2$ with

$$q \in \bigcup_{j=0}^{i-1} N_j \subset N^{flat,high}.$$

We denote by D^{high} the set of all unmarked places of $\bigcup_{j=0}^{i-1} N_j$. This set is not empty, because $q \in D^{high}$. Claim: For every place $s^{high} \in D^{high}$ every pre-transition

$$t^{high} \in pre(s^{high}) \subset N^{flat,high}$$

has a pre-place in D^{high} . For the proof denote by

$$s := high^{-1}(col(s^{high})) \in N \text{ and } t := high^{-1}(col(t^{high})) \in pre(s) \subset N$$

respectively the place belonging to s^{high} and the transition belonging to t^{high} from the corresponding *BP*-graph N . According to Remark 4.1 we distinguish the following cases for t :

- In case of an opening transition t every pre-place of $t \in N$ is unmarked, hence also each pre-place of t^{high} .
- A closing *XOR*-transition t cannot have a *high*-marked pre-place, because the algorithm would have terminated during a previous loop. Hence again every pre-place of t^{high} is marked.
- If a closing *AND*-Transition t has a *high*-marked pre-place, the other pre-place is unmarked and already belongs to $\bigcup_{j=0}^{i-1} N_j$ by construction.

In every case t^{high} has a pre-place from D^{high} . Because the starting place $s^{high} \in D^{high}$ was arbitrary, we have proved that D^{high} is a not empty, unmarked siphon of the *high*-system.

This contradicts the liveness of the *high*-system and proves $q \notin \bigcup_{j=0}^{i-1} N_j$. Hence, during the

loop with index i the union $\bigcup_{j=0}^i N_j$ increases at least by the place q . After finitely many iterations the termination condition must hold true and the algorithm terminates.

iii) Output *AND / XOR*-chain: By construction the closing *XOR*-transition $t_{XOR} = t_n$ is the final transition of the *AND / XOR*-chain $(t_i, N_i, p_i)_{i=0, \dots, n}$ with $t_{AND} = t_0$, q. e. d.

4.5 Lemma (Deadlock Configuration)

If a *BP*-system is dead, then its skeleton and its *high*-system cannot be safe and live and the *high*-system without frozen token.

Proof. i) Denote by *BPS* the given *BP*-system, supposed to be dead. It has a non empty set of deadlocking *AND*-transitions by Remark 4.1. Algorithm 4.4 completes each of them to an *AND / XOR*-chain. Denote by

$$Ch_{i,AND/XOR}, i = 0, \dots, m-1,$$

the set of all *AND / XOR*-chains of *BPS*. The images of their final transitions

$$skel(t_{j,AND}) \in BPS^{skel}, j = 0, \dots, m-1,$$

are the only transitions, which are activated in the skeleton. For each index $i = 0, \dots, m-1$ there corresponds an index $j(i) \in \{0, \dots, m-1\}$ and an unmarked path in BPS^{skel} from the final transition $skel(t_{j(i),AND})$ of $Ch_{j(i),AND/XOR}$ to the initial transition $skel(t_{i,XOR})$ of $Ch_{i,AND/XOR}$. Possibly after renumbering and reducing the number m there results a minimal deadlock configuration $(Ch_{i,AND/XOR}, \beta_i)_{i=0, \dots, m-1}$ of size $m \geq 1$. For every index $i = 0, \dots, m-1$ and *AND / XOR*-chain

$$Ch_{i,AND/XOR} = (t_{i,k}, N_{i,k}, p_{i,k})_{k=0, \dots, n}$$

from $t_{i,XOR} = t_{i,n}$ to $t_{i,AND} = t_{i,0}$ we can choose a basic circle BK_i of *BPS* passing through the *high*-marked pre-place of $t_{i,XOR}$. The circle BK_i does not pass through the transition $t_{i,AND}$, because $t_{i,AND}$ has two marked pre-places. Claim: For every pair $i, j = 0, \dots, m-1$ holds

$$BK_i \cap \beta_j = \begin{cases} \emptyset & i \neq j \\ t_{i,XOR} & i = j \end{cases}$$

For the proof assume on the contrary the existence of a node

$$x_{ij} \in BK_i \cap \beta_j, x \neq t_{i,XOR}.$$

In case of $i = j+1$ we obtain an unmarked circle by composing the segment of β_j from x_{ij}

to $t_{i,XOR}$ with the segment of BK_i from $t_{i,XOR}$ to x_{ij} , which is a contradiction to the liveness of the skeleton. In case of $i \neq j+1$ we obtain an unmarked path from $t_{i-1,AND}$ to $t_{j+1,XOR}$ by composing three single paths: the segment of β_j from x_{ij} to $t_{j+1,XOR}$, the segment of BK_i from $t_{i,XOR}$ to x_{ij} and as third the path β_{i-1} . By connecting $CH_{i-1,AND/XOR}$ and $CH_{j+1,AND/XOR}$ by the resulting path and by cancelling all AND/XOR -chains

$$CH_{k,AND/XOR} \text{ für } i \leq k \leq j$$

we obtain a deadlock configuration of smaller size than the original one, which has been assumed minimal. This contradiction proves the claim.

ii) Now we show, that the additional assumption of a frozen token of the *high*-system leads to a contradiction. We consider the flattened *high*-system

$$BPS^{flat,high} = (N^{flat,high}, \mu^{flat,high}).$$

Denote by $BK_i^{high} \subset N^{flat,high}$ the well determined circle with

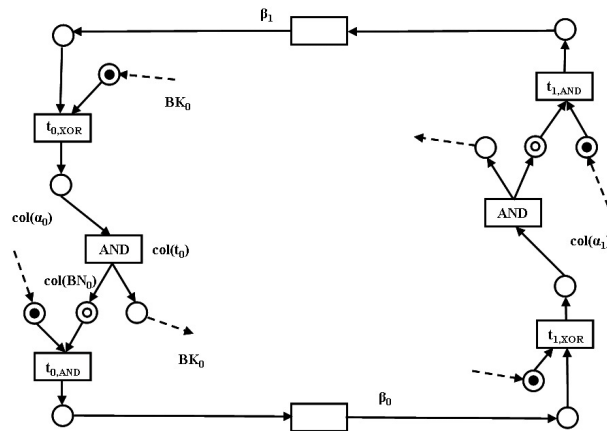
$$col(BK_i^{high}) = high(BK_i) \subset N^{high}.$$

It is an elementary circle. By Corollary 2.2 there exists a T -component $N_{i,T} \supset BK_i^{high}$. We define in $N_{i,T}$ a path going from the activated transition $t_{i,XOR}^{high}$ to $t_{i,AND}^{high}$: For every index $k \in \{1, \dots, n\}$ the intersection

$$K_{i,k} := N_{i,k} \cap N_{i,T}$$

is an elementary circle, passing through the marked pre-place $p_{i,k}$ of $t_{i,k}^{high}$ as well as through the unmarked pre-place of $t_{i,k-1}^{high}$. Denoting by $B_{i,k} \subset K_{i,k}$ its segment from $t_{i,k}^{high}$ to $t_{i,k-1}^{high}$ we define

$$\alpha_i := B_{i,1} \circ \dots \circ B_{i,n}.$$



Graphic 3: Deadlock configuration of size 2, $i=i_0=0$.

For the remaining part of the proof we choose an arbitrary, but fixed index $i = 0, \dots, m-1$.

Let $i_0 = 0, \dots, m-1$ be the maximal index with

$$i \leq i_0 < i \text{ und } t_{i_0, AND}^{high} \in N_{i, T}$$

with respect to the cyclic order. There exists such an index, because at least $t_i^{high} \in N_{i, T}$ by Lemma 4.3. There exists a bridge BN_{i_0} from BK_i^{high} to $t_{i_0, AND}^{high} \in N_{i, T} - BK_i^{high}$. Being a path within a T -component, BN_{i_0} starts with a transition, cf. Graphic 3.

Claim: The path

$$H_i K := \beta_{i-1}^{high} \circ \alpha_{i-1} \circ \dots \circ \beta_{i_0}^{high} \circ BN_{i_0} \subset N^{flat, high}$$

can be altered to a generalized TP -handle $\overline{H_i K}$ on BK_i^{high} , keeping fixed its ends. In case $H_i K$ does not satisfy the claim already, we have

$$(BK_i^{high} \cap H_i K) \supsetneq \{t_i, t_{i, XOR}^{high}\}.$$

Now the claim from part i) proves the existence of an index j with $i_0 < j < i$ and

$$\alpha_j \cap (BK_i^{high} \cap H_i K) \neq \emptyset.$$

We focus on all indices j , $i_0 < j < i$, with the same property. For every AND / XOR -chain

$$Ch_{j, AND / XOR} = (t_{j, k}, N_{j, k}, p_{j, k})_{k=0, \dots, n}$$

holds $t_{j, AND}^{high} \notin N_{j, T}$ according to our choice of i_0 , hence also

$$t_{j, k}^{high} \notin N_{j, T} \text{ for all } k = 0, \dots, n,$$

by Lemma 4.3. Theorem 2.1 proves the existence of a minimal occurrence sequence σ , activating $N_{i, T}$, but firing no transition from $cl(N_{i, T})$, in particular no transition from $cl(BK_i^{high})$. Hence σ fires neither a transition belonging to the circle BK_i^{high} nor a transition removing a token from BK_i^{high} . Hence the initial token on the pre-place of $t_{i, XOR}^{high}$ remains unchanged and alike any additional token, possibly generated by σ on a place of BK_i^{high} . On the other hand σ fires every transition

$$t_{j, k}^{high}, k = 0, \dots, n,$$

because $t_{j, k}^{high}$ has a marked pre-place, but does not belong to $N_{i, T}$ itself. In order to fire $t_{j, k}^{high}$ the occurrence sequence has to move in descending order for $k = n, \dots, 1$ the well determined token of the basic component $N_{j, k}$ to the unmarked pre-place of $t_{j, k-1}^{high}$. By the reasoning above this token has to avoid all places of BK_i^{high} . Hence the token flow defines a path $\overline{\alpha}_j$ from $t_{j, XOR}^{high}$ to $t_{j, AND}^{high}$ with

$$\overline{\alpha}_j \cap BK_i^{high} = \emptyset.$$

For every index j with $i_0 < j < i$ and

$$\alpha_j \cap (BK_i^{high} \cap H_i K) \neq \emptyset$$

we replace in

$$H_i K = \beta_{i-1}^{high} \circ \alpha_{i-1} \circ \dots \circ \beta_{i_0}^{high} \circ BN_{i_0}$$

the path α_j by the path $\bar{\alpha}_j$ with $\bar{\alpha}_j \cap BK_i^{high} = \emptyset$. The resulting path $\overline{H_i K}$ is a generalized TP -handle on BK_i^{high} , which proves the claim.

According to Theorem 2.8 the existence of a generalized TP -handle $\overline{H_i K}$ on BK_i^{high} is a contradiction. Hence we have produced a contradiction in part ii), which finishes the proof of the Lemma, q. e. d.

Note: The transitions of the BP -systems from Theorem 4.6 and 4.7 are not necessarily binary transitions.

4.6 Theorem (*Liveness and safeness of BP-systems: Sufficient condition*)

A BP -system is *high*-live and safe, if its skeleton is live and safe and its *high*-system is live and safe without frozen tokens.

Proof. The given BP -system is safe according to Remark 3.3. To prove its *high*-liveness according to Corollary 3.6 it suffices to prove its deadlock freeness. Assume that BPS is not deadlock-free. Then it has a reachable dead marking by Corollary 3.6. Without loss of generality already BPS is dead. Now Lemma 4.5 provides a contradiction, q. e. d.

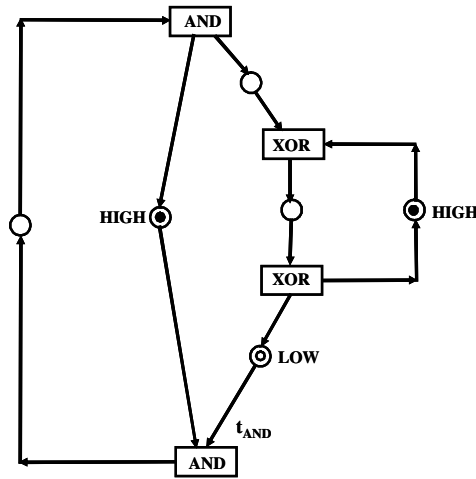
4.7 Theorem (*Liveness and safeness of BP-systems*)

A BP -system is safe and live with respect to all its *high*-modes if and only if its skeleton is live and safe and its *high*-system is live and safe without frozen tokens.

Proof. The statement combines Corollary 3.9 and Theorem 4.6, q. e. d.

4.8 Example (*High-system with frozen token*)

The BP -system BPS from Graphic 4 is dead. Its skeleton and its *high*-system are live and safe. But the *high*-system has a frozen token resulting from the *high*-marked pre-place of t_{AND} . The example shows, that the assumptions in Lemma 4.5 and Theorems 4.6 und 4.7 concerning the absence of frozen tokens are indispensable.



Graphic 4: BP-system with frozen token in the high-system

4.9 Remark (Reduction und synthesis)

Genrich and Thiagarajan developed an algorithm for reducing a *BP*-system ([GT1984], Theor. 6.19): A safe *BP*-system is live with respect to all *high*-modes iff it is reduced by the algorithm to any of two trivial normal forms.

According to Theorem 4.7 reduction and synthesis of those *BP*-systems, which are safe and live with respect to all *high*-modes, is a special case of the analogous problem for live and safe free-choice systems without frozen tokens. This problem has already been solved by Desel, his algorithm has polynomial time complexity ([Des1992], Satz 5.2.3, 5.3.4 und 5.3.5).

5 Perspectives

In a previous paper ([LSW1998]) we used *BP*-systems to provide a widespread language of business administration with a Petri net semantics; namely, the language of Event-triggered Process Chains (EPC). We proposed the translation of an EPC into a Boolean system, which is composed of *BP*-systems. The present Theorem 4.7 reduces the verification of these EPCs to the verification of liveness, safeness and the absence of frozen tokens of restricted free-choice systems. The latter verification has polynomial time complexity. We will investigate elsewhere the consequences for the domain of business administration.

The present paper wants to exemplify how to study Petri nets using morphisms. Essential properties of the *BP*-system BPS in the domain of the two morphisms

$$BPS \xrightarrow{high} BPS^{high} \text{ and } BPS \xrightarrow{skel} BPS^{skel}$$

result from the corresponding properties of the two Petri nets BPS^{high} and BPS^{skel} in the range of the morphisms. In particular, the coloured net N underlying BPS is the extension of the free-choice net N^{high} by the T -net $N^{low} = N^{skel}$ via the embedding and the quotient

$$N^{low} \xrightarrow{low} N \xrightarrow{high} N^{high}.$$

It also seems worthwhile to investigate the basic mathematical concept of a morphism in the context of Petri nets; namely, the topological and algebraic aspects of a Petri net morphism.

6 Bibliography

- [Des1986] *Desel, Jörg*: A structural property of Free-choice Systems. Petri Net Newsletter 25, 1986
- [Des1992] *Desel, Jörg*: Struktur und Analyse von Free-Choice-Petrinetzen. Deutscher Universitätsverlag, Wiesbaden 1992
- [DE1995] *Desel, Jörg, Esparza, Javier*: Free Choice Petri Nets. Cambridge University Press, Cambridge 1995
- [ES1990] *Esparza, Javier; Silva, Manuel*: Circuits, Handles, Bridges and Nets. In: *Rozenberg, Grzegorz* (Ed.) Advances in Petri nets 1990. Lecture Notes in Computer Science, vol. 483, Springer, Berlin 1990, p. 210-242
- [GT1984] *Genrich, H.J.; Thiagarajan, P.S.*: A Theory of Bipolar Synchronization Schemes. Theoretical Computer Science 30 (1984), p. 241-318
- [LSW1998] *Langner, Peter; Schneider, Christoph; Wehler, Joachim*: Petri Net based Certification of Event-driven Process Chains. In: *Desel, Jörg; Silva, Manuel* (Eds.): Application and Theory of Petri Nets 1998. Lecture notes in Computer science, vol. 1420. Springer, Berlin et al. 1998
- [Weh2006] *Wehler, Joachim*: Morphisms of Coloured Petri Nets, arXiv, cs.SE/0608038, 2006