

Competition and Request Routing Policies in Content Delivery Networks

S. M. Nazrul Alam
Department of Computer Science
Cornell University
Ithaca, NY 14850 USA
Email: smna@cs.cornell.edu

Peter Marbach
Department of Computer Science
University of Toronto
Toronto, ON M5S 3G4 Canada
Email: marbach@cs.toronto.edu

Abstract—The role of competition and monetary benefits in the design of Content Delivery Networks (CDNs) is largely an unexplored area. In this paper, we investigate the effect of competition among the competitive web based CDNs and show that little difference in their performance may cause significant financial gain/loss. It turns out that the economy of scale effect is very significant for the success of a CDN in a competitive market. So CDN peering might be a good idea. Since performance and conforming to the service level agreement (SLA) with content providers is very important, we then focus on designing CDN from this perspective. We provide an asymptotically optimal static request routing policy for a CDN under a model where a CDN company guarantees a certain level of user latency to the content providers in the SLA.

I. INTRODUCTION

Content distribution (or, delivery) networks (CDNs) provide a means to improve the performance of web-based applications where clients access information from an origin server [1]. A CDN consists of a set of surrogate servers that are placed at different “points” in the Internet. By directing requests to surrogate servers that are located close (in terms of latency) to clients, CDNs avoid congested paths (parts) of the network and thus are able to significantly reduce the response time of web-based applications.

In principle, each web-based content provider could setup its own CDN to better serve its clients. However, for most content providers it is financially and technically not feasible to maintain their own CDN. Therefore, in practice, content providers contract a CDN company to provide this service [2] [3]. Typically, a CDN company and a content provider sign a service level agreement (SLA) which determines the performance (quality of service) and price of the service provided by the CDN company to the content provider.

In this paper, we are interested in how economic aspects of commercial CDN companies influence the design of network protocols for CDNs (such as how client requests are optimally routed to surrogate servers). Like any other business organization, the goal of a rational commercial CDN company is maximizing its monetary benefit. There are two main factors which affect the monetary benefit of a CDN company: the performance and the price of the service. Naturally, when two CDN companies charge the same price then a content provider will contract the CDN which offers the better performance.

On the other hand, if two CDN companies offer the same performance, content providers will choose the one with the lower price. Therefore, in order to predict the monetary benefit, or optimize the operation of a CDN company, one needs to develop an economic model that relates the performance and monetary benefit in the situation where several CDN companies compete for market share. To the best of our knowledge, there is no previous work on protocol design for CDN to maximize the monetary benefit in a competitive market.

For our analysis, we consider the situation where the service level agreement (SLA) guarantees a certain level of performance improvement β (given by the ratio of new and old request response time for clients) for the content provider. For the situation where a few CDN companies compete in a large market (in terms of content providers), we show that the CDN company which offers the best performance (in terms of β) will dominate the market. For example, in the case of two competitive CDNs, our model shows that if one CDN has a very slight performance advantage over its rival CDN (i.e., a better value of β) then in equilibrium its revenue is at least four times higher than its rival. It is worth noting that this result is in line with what is happening in practice. Note that a CDN company can improve its performance by (a) deploying a large number of surrogate server and (b) deploying sophisticated algorithms for optimally routing client requests to surrogate servers. The above result then implies that large CDN companies (in terms of surrogate server) with sophisticated algorithms have a huge competitive advantage and will dominate the market. And indeed, currently the CDN market is dominated by a (very) small number of large CDN companies that closely guard their algorithms for client requests routing in order to keep their competitive advantage.

Having established that performance (with respect to the SLA) is of utmost importance, we next develop a request routing (or, redirection) policy to maximize the number of requests that are served within the agreed value of β in the SLA. In particular, we propose a simple static request routing policy and show that it is asymptotically optimal.

The rest of the paper is organized as follows. Section II describes the relationship between the performance and the revenue of web-based CDNs in a competitive market. Sec-

tion III describes the existing request routing policies and presents a model for routing policies that is based on service level agreement. A static request routing policy for this model is proposed and it has been proven that this policy is asymptotically optimal. Numerical results are given in the corresponding sections. Section IV concludes the paper and suggests future research directions.

II. RELATIONSHIP BETWEEN PERFORMANCE AND REVENUE OF A CDN IN A COMPETITIVE MARKET

In the case of web-based competitive content delivery networks, our goal is to understand how the performance of a CDN affects its competitiveness. Doing an exact analysis to get the equilibrium point requires solving a system of linear equations where the number of equations increases with the number of CDNs involved. As a result, although numerical calculation of equilibrium revenues for particular values of various parameters are relatively easy for arbitrary number of competitive CDNs, theoretically proving the general relationship among the equilibrium revenues is difficult for the general case. So instead of modeling a general case involving arbitrary number of CDNs, we use a simple model of two CDNs to understand the relationship between the performance and the revenue of a CDN in the competitive environment. Later we extend the model and analyze the competition among three CDNs. In both cases, it is found that in equilibrium a CDN having better performance attracts substantially more users at a higher price and thus generates significantly more revenue than its competitors.

Most of the time, the financial fate of a CDN is determined by the service level agreement (SLA) signed between CDN and the content provider. Service Level Agreements are documents that specify exactly what services the service provider will provide, how much the customer will pay, and what will happen when things go wrong [4]. Since a typical content provider is a small entity and lacks necessary expertise and resources to negotiate the terms and conditions of a SLA with a CDN, usually a CDN determines the terms and conditions of its own SLA for all of its potential customers and then publishes it. A content provider looks at the SLAs of different CDNs and then chooses a CDN based on the services, prices and penalties written on the SLA so that its utility is maximized. The SLAs of different CDNs may vary but all of them should have something in common, e.g., what would be the guaranteed minimum improvement of user latency, what would be the level of price charged by the CDN for the service and how much penalty the CDN would have to pay to the content provider when it is unable to achieve the guaranteed performance. Usually, a CDN does not get extra money if its level of performance is higher than the level guaranteed in the SLA. Since most content providers themselves are unable to monitor the performance, sometime independent third party companies monitor the performance of the CDNs.

A. The Model

Our model has some similarity with the model of [5], which they use to understand the competition for Internet service classes. In our model, we use a performance parameter β to quantify the performance of a CDN and a sensitivity parameter θ to quantify the demand of a content provider.

1) *Model of the CDNs*: Quantifying the performance of a CDN is very difficult. Traditionally, lower user latency and higher availability have been the two most important services provided by a CDN. Since most CDN usually guarantees 100% availability, availability should not be a big issue while analyzing the competition. Recently, content delivery networks are offering various other services such as web hosting. However, for simplicity, in our model we use user latency as the sole indicator of the performance of a CDN.

From the point of view of user latency, the performance of a CDN can be measured by the improvement in user latency. Let, ψ' be the time required to serve a typical request from an origin server and ψ_k be the time needed to serve the same request when a CDN say, CDN_k , serves it. In other word, ψ' is the old user latency and ψ_k is the new user latency when CDN_k serves the request. Then the performance of CDN_k for that request can be defined as

$$\beta_k = \frac{\psi_k}{\psi'}.$$

The minimum (best) possible value of the ψ_k is zero and the maximum (worst) value of ψ_k should be equal to the value of ψ' . The worst case scenario occurs when a request is served by the origin server and then the value of β_k is 1. No rational content provider would hire any CDN_k having $\beta_k \geq 1$. So we assume the value of β lies between 0 and 1 for all CDN. The smaller the value of β , the better the performance of the corresponding CDN.

Each CDN_k announces its performance parameter β_k and a price w_k to the content providers. A content provider chooses a CDN based on the values of β_k and w_k with an objective to maximize its own utility. In this model, it is assumed that β_k of each CDN_k is fixed but the CDN can change its price w_k to increase its competitiveness. The ultimate goal of a CDN is assumed to maximize its revenue.

The revenue function of a CDN is defined as follows. Let, there are K CDNs, say $CDN_1, CDN_2, \dots, CDN_K$, having performance parameters $\beta_1, \beta_2, \dots, \beta_K$, respectively. They compete among them by changing their respective prices w_1, w_2, \dots, w_K to maximize their revenues. Let, $\Lambda_1(w_1, w_2, \dots, w_K)$, $\Lambda_2(w_1, w_2, \dots, w_K), \dots, \Lambda_K(w_1, w_2, \dots, w_K)$ be the number of customers (content providers) of $CDN_1, CDN_2, \dots, CDN_K$, respectively. The number of content providers of a CDN depends on its price as well as the price of its competitors. Definitely, Λ_s depend on the values of β_s as well, but for simplicity we keep that implicit, and note that the values of β of each CDN is fixed during the whole competition process. Since the revenue of a CDN can be obtained by multiplying

the number of customers with price, the revenue of CDN_k can be defined as

$$J_k(w_1, w_2, \dots, w_K) = \Lambda_1(w_1, w_2, \dots, w_K) \times w_k.$$

Note that all CDNs would change their prices until they reach a point where a unilateral change of price does not increase the revenue of that CDN. Such a point is usually refer to as a Nash Equilibrium. We actually want to find the revenues at Nash Equilibrium. A Nash Equilibrium can be formally defined as follows.

A Nash Equilibrium is a set of prices $(w_1^*, w_2^*, \dots, w_k^*, \dots, w_K^*)$, such that for any CDN, say CDN_k , for all values of w_k ,

$$J_k(w_1^*, w_2^*, \dots, w_k^*, \dots, w_K^*) \geq J_k(w_1^*, w_2^*, \dots, w_k, \dots, w_K^*).$$

In words: in a Nash Equilibrium, no CDN has a unilateral incentive to change its strategy (i.e., price).

From now on, we would write simply Λ_k and J_k instead of $\Lambda_k(w_1, w_2, \dots, w_K)$ and $J_k(w_1, w_2, \dots, w_K)$.

2) *Model of the Content Providers:* All content providers are not equally sensitive to the service provided by a CDN. The benefit due to lower user latency largely depends on the type of the content and the end users of the content provider. We use a sensitivity parameter θ to represent this sensitivity of the content providers.

We can define θ as the maximum utility that can be increased by any CDN for that particular content provider. From the property of β , we know that the best possible value of β is zero and the worst possible value is 1. So when $\beta_k = 1$, there is no gain in utility; and when $\beta_k = 0$ the gain in utility is maximum and it is $\theta - w_k$, where w_k is the price charged by CDN_k . So, when a content provider with sensitivity parameter θ hires CDN_k , the pay off function can be defined as

$$U(\theta, k) = \theta \times (1 - \beta_k) - w_k.$$

In our model, all content providers are rational and they select the CDN which has the maximum value for the pay off function, i.e., a content provider with sensitivity θ selects CDN_j if and only if

$$U(\theta, j) = \max_{\forall k} U(\theta, k).$$

3) *Assumptions:* Other important assumptions of our model are stated below:

- The utility of a content provider increases linearly with the decrease of β in the interval $[0,1]$. Although this assumption might not be the case for some content providers, it captures the relevant feature that utility increases with the decrease of β while maintaining tractability.
- No content provider hire more than one CDN. It is a reasonable and practical assumption.
- Content providers differ in their preferences for lower user latency. So different content providers have different values for the sensitivity parameter θ . To reflect the range of preferences in the population of content providers

in the simplest manner, it is assumed that there is a continuum of content providers whose θ parameters form a population distribution which is uniformly distributed on the interval $[0,1]$, and the number of content providers Λ is a very big number. The uniform distribution is commonly used in Economics for modeling competition among firms whose products are of different qualities; see [6], [7], [8] among many others. This assumption tells that the total number of content providers having sensitivity between θ_1 and θ_2 (where $0 \leq \theta_1 \leq \theta_2 \leq 1$) is $\Lambda(\theta_2 - \theta_1)$. We make an additional assumption that the number of requests served by each CDN is proportional to the number of content providers it has. That means that in order to compare the revenues of competitive CDNs, we need to take into account only their price and the number of content providers they have. Real life scenario where content providers vary in their amount of content can be simulated in this model by representing a content provider with a number of content providers which is proportional to its content size.

- CDNs have no capacity constraints. That is each CDN can serve as many content providers as it can get. This is actually not very unrealistic assumption. If a CDN can not serve a request, it can always redirect it to the origin servers. In that case, the performance parameter β of that CDN has a worse value.

A strategy for a content provider is a choice of CDN to join, given the prices quoted by the CDNs. Throughout this paper, we would use a superscript $*$ to denote various terms at equilibrium (e.g., at equilibrium the price, the number of content providers and the revenue of CDN_1 are w_1^* , Λ_1^* , J_1^* , respectively).

B. Competition between two CDNs

In this scenario, two CDNs, say CDN_1 and CDN_2 , having performance parameter β_1 and β_2 , charges price w_1 and w_2 , respectively. Let $J_1(w_1, w_2)$ and $J_2(w_1, w_2)$ be the revenue of CDN_1 and CDN_2 , respectively.

Now the question we want to answer is:

Given the performance parameters β_1 and β_2 , what is the relation between the equilibrium revenues of CDN_1 and CDN_2 in a duopoly?

For the sake of analysis, without loss of generality we assume $\beta_2 \geq \beta_1$. In order to find the revenues of the two CDNs at equilibrium at first we need to prove a few lemmas.

Lemma 1: If CDN_2 is rational and $\beta_2 \geq \beta_1$, then CDN_2 would always set price such that $w_2 \leq w_1$.

Proof: The proof is straightforward. If $w_2 > w_1$, then for any content provider, pay off function for CDN_1 has higher value than that of the payoff function for CDN_2 . So no rational content provider would choose CDN_2 and its revenue would be zero. Since the objective of CDN_2 is to maximize its revenue, it will never charge price higher than that of CDN_1 . ■

When the value β_1 is equal to that of β_2 , analysis is much easier; both CDNs essentially end up with charging same price

and each gets the same number of content providers. So we focus on the case where $\beta_2 > \beta_1$. In this case, w_2 must be less than w_1 , otherwise no rational content provider would hire CDN_2 .

A content provider's selection of a particular CDN would depend on its sensitivity parameter θ . Following lemma shows best choices for different values of θ .

Lemma 2: There exist θ_1 and θ_2 such that for a content provider with sensitivity parameter θ , if $0 \leq \theta \leq \theta_2$ then $0 \geq U(\theta, 2)$ and $0 \geq U(\theta, 1)$, i.e., choosing no CDN is the best option; if $\theta_2 \leq \theta \leq \theta_1$ then $U(\theta, 2) \geq U(\theta, 1)$ and $U(\theta, 2) \geq 0$, i.e., choosing CDN_2 is the best option; if $\theta_1 \leq \theta \leq 1$ then $U(\theta, 1) \geq U(\theta, 2)$ and $U(\theta, 1) \geq 0$, i.e., choosing CDN_1 is the best option.

Proof: Fig. 1 describes the constraints of the CDNs in choosing their prices. Since β_1 and β_2 are fixed, the slope of the utility curve for each CDN is fixed. The CDNs can only change the prices to change the y-intercept. A content provider chooses the CDN which has the higher utility at its sensitivity level. If the utilities of both CDNs are negative, then the content provider does not choose any CDN. Fig. 1 shows two scenarios where at least one CDN has no revenue, so the price charged by that CDN is not a feasible price at all. Fig. 2 shows the feasible scenario where both CDNs have nonzero revenues and this lemma follows from this figure. ■

The two CDNs would play a non-cooperative game to maximize their own revenue. In Nash-Equilibrium, both CDNs would settle in prices $w_1 = w_1^*$ and $w_2 = w_2^*$ such that any unilateral change of price would not increase the revenue. We consider that point as the equilibrium point. Following theorem shows that in equilibrium, the revenue of CDN_1 is significantly higher than that of CDN_2 .

Theorem 1: In equilibrium total revenue of CDN_1 is at least four times of that of CDN_2 , i.e., we have,

$$J_1^* > 4J_2^*.$$

Proof:

The critical value of θ_1 is the identity of marginal content provider who is indifferent between CDN_1 and CDN_2 , so we have $U(\theta_1, 1) = U(\theta_1, 2)$, which implies that $\theta_1 \times (1 - \beta_1) - w_1 = \theta_1 \times (1 - \beta_2) - w_2$, i.e.,

$$\theta_1 = \frac{w_1 - w_2}{\beta_2 - \beta_1}.$$

Again, the critical value of θ_2 is the sensitivity of the marginal user who is indifferent between hiring CDN_2 and hiring no CDN at all, so we have $U(\theta_2, 1) = 0$, which implies that $\theta_2 \times (1 - \beta_2) - w_2 = 0$, i.e.,

$$\theta_2 = \frac{w_2}{1 - \beta_2}.$$

The content providers having the value of their sensitivity between θ_1 and 1 will choose CDN_1 (see Fig. 2), while the content providers having the value of their sensitivity between θ_2 and θ_1 will choose CDN_2 . So the masses of content providers who join CDN_1 and CDN_2 are $(1 - \theta_1) \times \Lambda$ and $(\theta_1 - \theta_2) \times \Lambda$, respectively (given the assumption that the

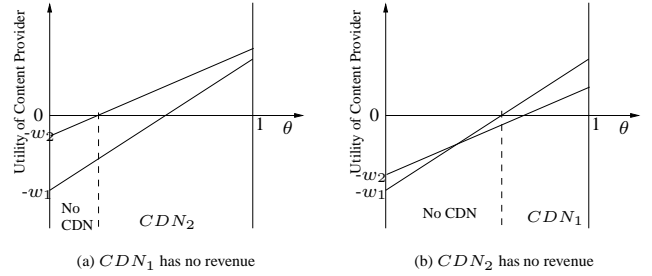


Fig. 1. Price settings which are infeasible.

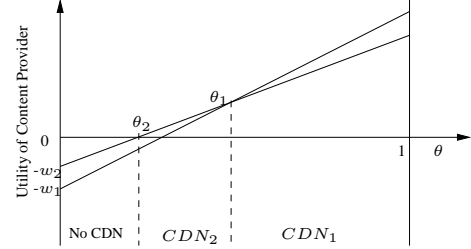


Fig. 2. Price setting where both CDNs have some revenue.

preferences are uniformly distributed on the unit interval and Λ is the total number of content providers).

Now, total revenue of CDN_1 is $J_1 = (1 - \theta_1) \times \Lambda \times w_1$, i.e.,

$$J_1 = \left(1 - \frac{w_1 - w_2}{\beta_2 - \beta_1}\right) \times \Lambda \times w_1.$$

Similarly, total revenue of CDN_2 is $J_2 = (\theta_1 - \theta_2) \times \Lambda \times w_2$, i.e.,

$$J_2 = \left(\frac{w_1 - w_2}{\beta_2 - \beta_1} - \frac{w_2}{1 - \beta_2}\right) \times \Lambda \times w_2.$$

To get the point where revenue is maximum, set first derivative to zero (provided the second derivative is negative).

Now,

$$\begin{aligned} \frac{dJ_1}{dw_1} &= 0 \\ \Rightarrow \left(1 - \frac{w_1 - w_2}{\beta_2 - \beta_1}\right) \times \Lambda - \frac{w_1 \times \Lambda}{\beta_2 - \beta_1} &= 0 \\ \Rightarrow w_1 &= \frac{\beta_2 - \beta_1 + w_2}{2} \end{aligned} \quad (1)$$

Now for CDN_2 ,

$$\begin{aligned} \frac{dJ_2}{dw_2} &= 0 \\ \Rightarrow \left(\frac{w_1 - w_2}{\beta_2 - \beta_1} - \frac{w_2}{1 - \beta_2}\right) \times \Lambda &+ \left(\frac{-1}{\beta_2 - \beta_1} - \frac{1}{1 - \beta_2}\right) \times \Lambda \times w_2 = 0 \\ \Rightarrow w_2 &= \frac{w_1 \times (1 - \beta_2)}{2(1 - \beta_1)} \end{aligned} \quad (2)$$

Since the second derivatives are negative in both cases, the values we get are local maximum. So for a fix value of w_2 , (1) gives the optimal value of w_1 for CDN_1 ; for a fix value of w_1 , (2) gives the optimal value of w_2 for CDN_2 . Now, if we solve (1) and (2), we get the equilibrium values w_1^* and w_2^* which are:

$$w_1^* = \frac{2(1-\beta_1)(\beta_2-\beta_1)}{4(1-\beta_1)-(1-\beta_2)},$$

$$w_2^* = \frac{(1-\beta_2)(\beta_2-\beta_1)}{4(1-\beta_1)-(1-\beta_2)}.$$

The pair of prices (w_1^*, w_2^*) gives the Nash Equilibrium, because if either of the CDN changes its price, then its revenue will go down.

Now, since $\beta_2 > \beta_1$, i.e., $(1-\beta_2) < (1-\beta_1)$, we have,

$$w_1^* > \frac{2(1-\beta_2)(\beta_2-\beta_1)}{4(1-\beta_1)-(1-\beta_2)}$$

$$\implies w_1^* > 2w_2^* \quad (3)$$

Now, total number of content providers of CDN_1 is

$$\Lambda_1^* = (1-\theta_1^*)\Lambda = \left(1 - \frac{w_1^* - w_2^*}{\beta_2 - \beta_1}\right)\Lambda$$

$$= \left(\frac{2(1-\beta_1)}{4(1-\beta_1)-(1-\beta_2)}\right)\Lambda$$

and the total number of content providers of CDN_2 is

$$\Lambda_2^* = (\theta_1^* - \theta_2^*)\Lambda = \left(\frac{w_1^* - w_2^*}{\beta_2 - \beta_1} - \frac{w_2^*}{1-\beta_2}\right)\Lambda$$

$$= \left(\frac{(1-\beta_1)}{4(1-\beta_1)-(1-\beta_2)}\right)\Lambda$$

So we have,

$$\Lambda_1^* = 2 \times \Lambda_2^* \quad (4)$$

Now, equilibrium revenue of CDN_1 is $J_1^* = w_1^* \Lambda_1^*$. Using (3) and (4), we have $J_1^* > 4w_2^* \Lambda_1^*$. So,

$$J_1^* > 4J_2^*.$$

■

Note that, Theorem 1 gives a conservative estimate which is always true when $\beta_1 > \beta_2$. The ratio of revenues increases significantly when the difference between β_1 and β_2 increases.

C. Competition among Three CDNs

Let, three competitive CDNs, say, CDN_1 , CDN_2 , CDN_3 , have performance paratmeter β_1 , β_2 , β_3 ; number of users Λ_1 , Λ_2 , Λ_3 , and charge price w_1 , w_2 , w_3 , respectively.

Theorem 2: If $\beta_1 < \beta_2 < \beta_3$, then in equilibrium, $\Lambda_1^* > \Lambda_2^* > 2\Lambda_3^*$ and $w_1^* > 1.5w_2^* > 3w_3^*$. So in equilibrium, the revenue of CDN_2 is at least four times of that of CDN_3 and the revenue of CDN_1 is at least six times of that of CDN_3 i.e., $J_1^* > 1.5J_2^* > 6J_3^*$.

Proof: Similar techniques of the proof of Theorem 1 can be used to proof this theorem. Here we provide a brief proof

sketch by mentioning values for key terms. For complete proof of this theorem, see [9].

Equilibrium prices:

$$w_1^* = \frac{[4(1-\beta_2)(\beta_2-\beta_1)(\beta_3-\beta_1) - (1-\beta_3)(\beta_2-\beta_1)(\beta_2-\beta_1)]}{[8(1-\beta_2)(\beta_3-\beta_1) - 2(1-\beta_3)(\beta_2-\beta_1) - 2(1-\beta_2)(\beta_3-\beta_2)]},$$

$$w_2^* = \frac{[(1-\beta_2)(\beta_2-\beta_1)(\beta_3-\beta_2)]}{[4(1-\beta_2)(\beta_3-\beta_1) - (1-\beta_3)(\beta_2-\beta_1) - (1-\beta_2)(\beta_3-\beta_2)]}$$

and

$$w_3^* = \frac{[(1-\beta_3)(\beta_2-\beta_1)(\beta_3-\beta_2)]}{[8(1-\beta_2)(\beta_3-\beta_1) - 2(1-\beta_3)(\beta_2-\beta_1) - 2(1-\beta_2)(\beta_3-\beta_2)]}.$$

Since $\beta_3 > \beta_2$, i.e., $(1-\beta_3) < (1-\beta_2)$, we have,

$$w_2^* > 2w_3^* \quad (5)$$

and $(1-\beta_2)(\beta_2-\beta_1)(\beta_3-\beta_1) > (1-\beta_3)(\beta_2-\beta_1)(\beta_2-\beta_1)$, so we have,

$$w_1^* > \frac{3}{2}w_2^* \quad (6)$$

Number of content providers in equilibrium:

$$\Lambda_1^* = \frac{[2(1-\beta_2)(\beta_3-\beta_1)\Lambda - \frac{1}{2}(1-\beta_3)(\beta_2-\beta_1)\Lambda]}{[4(1-\beta_2)(\beta_3-\beta_1) - (1-\beta_3)(\beta_2-\beta_1) - (1-\beta_2)(\beta_3-\beta_2)]},$$

$$\Lambda_2^* = \frac{[(1-\beta_2)(\beta_3-\beta_1)\Lambda + \frac{1}{2}(1-\beta_3)(\beta_2-\beta_1)\Lambda]}{[4(1-\beta_2)(\beta_3-\beta_1) - (1-\beta_3)(\beta_2-\beta_1) - (1-\beta_2)(\beta_3-\beta_2)]}$$

and

$$\Lambda_3^* = \frac{[\frac{1}{2}(\beta_2-\beta_1)(\beta_3-\beta_2)\Lambda]}{[4(1-\beta_2)(\beta_3-\beta_1) - (1-\beta_3)(\beta_2-\beta_1) - (1-\beta_2)(\beta_3-\beta_2)]}.$$

Now, since $1-\beta_2 > 1-\beta_3$ and $\beta_3-\beta_1 > \beta_2-\beta_1$, we have $(1-\beta_2)(\beta_3-\beta_1) > (1-\beta_3)(\beta_2-\beta_1)$, so,

$$\Lambda_1^* > \Lambda_2^* \quad (7)$$

Again, since $\beta_3-\beta_2 \leq 1-\beta_2$ and $\beta_2-\beta_1 < \beta_3-\beta_1$, we have, $(\beta_2-\beta_1)(\beta_3-\beta_2) < (1-\beta_2)(\beta_3-\beta_1)$, so,

$$2\Lambda_3^* < \Lambda_2^* \quad (8)$$

From (7) and (8), we have $\Lambda_1^* > \Lambda_2^* > 2\Lambda_3^*$ and from (5) and (6), we have $w_1^* > 1.5w_2^* > 3w_3^*$ in equilibrium. Since, $J_1^* = \Lambda_1^*w_1^*$, $J_2^* = \Lambda_2^*w_2^*$ and $J_3^* = \Lambda_3^*w_3^*$, clearly, $J_1^* > 1.5J_2^* > 6J_3^*$. ■

Although Theorem 2 gives a modest lower bound, numerical results of next section show that in most cases the performance advantage generates far higher revenue than this lower bound.

D. Numerical Results

Here we present some numerical results from MATLAB simulation for various values of β s. First we show results for our first model of two CDNs and then we present results for three CDNs.

TABLE I

RATIO OF EQUILIBRIUM REVENUES OF TWO COMPETITIVE CDNs FOR DIFFERENT VALUES OF β .

β_1	β_2	$\frac{J_1^*}{J_2^*}$
0.01	0.02	4.040816
0.11	0.12	4.045455
0.21	0.22	4.051282
0.31	0.32	4.058824
0.41	0.42	4.068966
0.51	0.52	4.083333
0.61	0.62	4.105263
0.71	0.72	4.142857
0.81	0.82	4.222222
0.91	0.92	4.500000

Results of Table I shows that when the difference of β_1 and β_2 is very small, equilibrium revenue of CDN_1 is almost always slightly higher than four times of equilibrium revenue of CDN_2 . Next, we keep β_2 fixed at 0.50 and check the ratio of equilibrium revenues for different values of β_1 (see Fig. 3). It is clear that the more the difference between the values of β_1 and β_2 , the higher the ratio of equilibrium revenues.

TABLE II

RATIOS OF EQUILIBRIUM REVENUES OF THREE COMPETITIVE CDNs FOR DIFFERENT VALUES OF β .

β_1	β_2	β_3	$\frac{J_1^*}{J_2^*}$	$\frac{J_2^*}{J_3^*}$	$\frac{J_1^*}{J_3^*}$
0.01	0.02	0.03	4.924346	988.082474	4865.659794
0.11	0.12	0.13	4.927120	888.091954	4375.735632
0.21	0.22	0.23	4.930608	788.103896	3885.831169
0.31	0.32	0.33	4.935125	688.119403	3395.955224
0.41	0.42	0.43	4.941206	588.140351	2906.122807
0.51	0.52	0.53	4.949834	488.170213	2416.361702
0.61	0.62	0.63	4.963033	388.216216	1926.729730
0.71	0.72	0.73	4.985740	288.296296	1437.370370
0.81	0.82	0.83	5.034020	188.470588	948.764706
0.91	0.92	0.93	5.206731	89.142857	464.142857

Although theoretically the lower bound we achieve for three competitive CDNs are relatively modest compare to the lower bound of two CDNs, Table II shows that in the case of three competitive CDNs, the ratio of equilibrium revenues for the top two CDNs are almost same as that for two competitive CDNs. This result indicates that with the increase of number of competitors the advantage of the CDN having best performance remains very significant. Another important result is

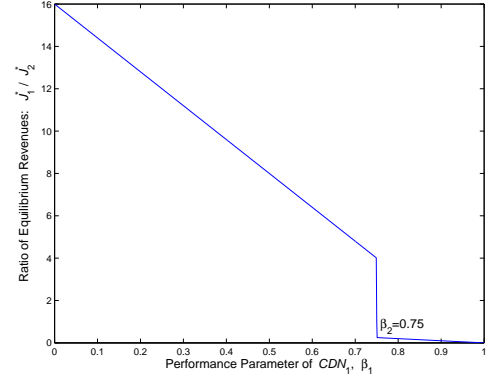


Fig. 3. Ratio of equilibrium revenues of CDN_1 and CDN_2 for different values of β_1 when β_2 is fixed at 0.75.

that in equilibrium the CDN having worst performance gets much smaller revenue compare to other CDNs even with very small difference in their values of β .

E. Discussions

In the model analyzed, it is found that the performance of a CDN is very critical in a competitive market, i.e., a little performance advantage over the competitor may result in significant increase of revenue. This results underscore the fact that during SLA (service level agreement), each CDN would like to announce the best performance it could achieve in order to grab larger share of the market. However, if it can not achieve that performance in real life, it has to pay huge penalty. This two facts imply the importance of designing a CDN with a view to achieve that performance level as much as possible. Next section describes how this idea can be incorporated in the request routing policy employed by a web-based CDN.

III. ROUTING POLICIES BASED ON SERVICE LEVEL AGREEMENTS

Here, we concentrate on the design of a CDN from the perspective of maximizing revenue. We assume that in a typical SLA the CDN guarantees a minimum absolute (i.e., a fixed user latency), or relative latency (i.e., a fixed β) and charges a price for it. If the CDN can not achieve the specified β for any request then it has to pay some penalty for that. The penalty is proportionate to the number of requests that can not be served within β . It is assumed that there is no monetary incentive for the CDN to achieve β better than what is specified in the SLA. So maximizing revenue of a CDN actually depends on how many requests it can serve within a specified level of β . The β of a CDN is relevant to many design issues, such as surrogate server allocation and placement, request routing etc.

For an existing CDN, little can be done about surrogate server allocation and placement because the infrastructure can hardly be changed overnight. On the other hand, in the long term the existing infrastructure of other CDNs changes as well as new competitors enter the market. It requires much more market oriented information to understand how the CDN react

to competition in the long term. So we rather concentrate on a model to determine request routing policy when the infrastructure (e.g., allocation and placement of surrogate servers) of a CDN is fixed.

A. Background

The request routing problem is to decide the appropriate surrogate server for a particular client request in terms of certain metrics, e.g., surrogate server load (where surrogate server with the lowest load is chosen), end-to-end latency (where surrogate server that offers the shortest response time to the client is chosen), or distance (where surrogate server closest to the client is chosen). Here, we look at the problem from a different perspective. We assume that β is already set by the service level agreement (SLA) and what we need is to find a request routing policy to select a surrogate server so that the number of requests that can be served within the required value of β is maximized.

The entire request routing problem can be split into two parts: devising a redirection policy and selecting a redirection mechanism. A redirection policy defines how to select a surrogate server in response to a given client request. It is basically an algorithm invoked when the client request is made. A redirection mechanism, in turn, is a mean of informing the client about this selection. Here, our focus is on the redirection policy.

A redirection policy can be either adaptive or non-adaptive. The former considers current system conditions while selecting a surrogate, whereas the latter does not. Adaptive redirection policies usually take higher selection time, but they have lower transmission and processing time due to better selection. Several adaptive (see [10] [11] [12] [13] [14] [11] [15]) and nonadaptive policies (see [16] [17] [15]) have been explored in the literature.

A complex adaptive policy is used in Akamai [18]. It considers a few additional metrics, like surrogate server load, the reliability of routes between client and each of the surrogate servers, and bandwidth that is currently available to a surrogate server. Unfortunately, the actual policy is subject to trade secret and cannot be found in the published literature.

B. Redirection Policy based on β

In this section, we investigate about the redirection policy to maximize the monetary benefit of the CDN. We use a simplified model for the operation of a CDN and then analyze it to determine appropriate redirection policy for that model. First, we use Dynamic Programming (DP) to find the optimal policy. However, any dynamic policy has large overhead in terms of online computation time. On the other hand, a static policy does not require any online computation, easier to implement and the overhead is low, if not zero. For our model, we propose a static request redirection policy and prove that it is asymptotically optimal, i.e., optimal for a system having very large arrival rate and service rate. Note that in the past static policy has been found asymptotically optimal in different contexts (e.g., congestion dependent network pricing [19]).

1) *The Model:* Here we introduce a model for the operation of a CDN. For simplicity, we assume that all requests are identical (i.e., take same resources such as bandwidth, processor time etc., and the price and the penalty for every request are also same). We also assume that the origin server is far away and so, the time to serve any request from the origin server is assumed to be same (i.e., old user latency is same for all end users). Then the required new user latency ψ ($=\beta \times \text{old user latency}$) is same for all end users. Alternatively, this assumption is not required where the CDN guarantees a fixed user latency (i.e., ψ) for the end users in the service level agreement with the content providers. For any request, if the CDN cannot serve it within ψ , then it has to pay a penalty.

Let, there are total m surrogate servers and the total area of the network is \mathcal{A} (see Fig. 4). The end users are uniformly distributed over the whole network and the exponential request arrival rate in total network \mathcal{A} is λ . So arrival rate per unit area is $\frac{\lambda}{\mathcal{A}}$. Let, $\mu_1, \mu_2, \dots, \mu_m$ be the exponential service rates of surrogate servers 1, 2, ..., m , respectively (this service includes facing from the origin server, if needed). Let w_1 be the price charged by a CDN for serving a request within ψ and w_1' be the penalty for not serving it within the stipulated time. It is also assumed that the servers have unlimited queuing capacity.

Let, $n_i(t)$ be the number of requests pending in surrogate server S_i at time t . We will be writing $\mathbf{N}(t) = (n_1(t), \dots, n_m(t))$. We assume that the requests are processed in first-come-first-serve basis. Then on average the processing time for a request arriving at time t in surrogate server S_i is $q_i(t) = \frac{n_i(t)+1}{\mu_i}$.

It is assumed that the time required for the end users to send a request to a surrogate server is negligible and hence ignored. Now, a request that arrives at time t can be served by surrogate server S_i within a required value of β if the transmission time from the end user and the surrogate server is less than or equal to $r_i(t) = \psi - q_i(t)$. It is assumed that the transmission time is proportional to the distance and does not vary over time (i.e., we ignore any time varying network congestion). So any request originating at time t within the radius $r_i(t)$ of server S_i can be served by that server within the required value of β (i.e., ψ). Say, this area, characterized by the radius $r_i(t)$, is $A_i(t)$. Now if this area of two or more servers intersect at any time, then the requests which arrive from the common area can be served by any of these servers. If a request can be served by more than one surrogate servers within the required value of β (i.e. ψ), then the policy to determine the appropriate server with an objective to maximize the revenue can be described as the routing policy we are looking for. If no server can serve the request within ψ , then it is served by the origin server. So, we also ignore the availability issue of the CDN in our model.

2) *Analysis:* At first, we focus on some important features of the model that give some idea about the potential solutions.

Lemma 3: Under any policy the number of pending requests at any server S_i is bounded by $\lceil \psi \mu_i - 1 \rceil$.

Proof: Recall that the radius of any server S_i is defined as $r_i(t) = \psi - \frac{n_i(t)+1}{\mu_i}$, where $n_i(t)$ is the number of requests at server S_i at time t . So when the number of requests at server

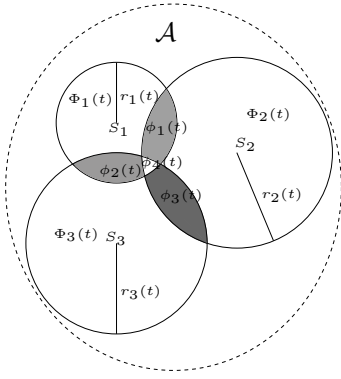


Fig. 4. An illustration of the term 'common area' and 'exclusive area' for a CDN having three surrogate servers. Dotted line represents the total area \mathcal{A} of the network. End users are uniformly distributed over this area \mathcal{A} . At any time t , $\phi_1(t)$ is the common area between server S_1 and S_2 . Requests originated from this area can be served within the required value of β (i.e. ψ) by any of these two servers. Similarly, $\phi_2(t)$ is the common area between server S_1 and S_3 , $\phi_3(t)$ is the common area between server S_2 and S_3 , $\phi_4(t)$ is the common area among servers S_1 , S_2 and S_3 . At any time t , requests originating from area $\Phi_1(t)$ can only be served by server S_1 and so $\Phi_1(t)$ is the exclusive area of server S_1 . Similarly, $\Phi_2(t)$ and $\Phi_3(t)$ are the exclusive areas of servers S_2 and S_3 , respectively.

S_i is $\lceil \psi \mu_i - 1 \rceil$, the radius $r_i \leq 0$. That means that when at any server S_i , the number of pending requests is $\lceil \psi \mu_i - 1 \rceil$, no more requests can be served within the required value of ψ and so the arrival rate is zero. When the arrival rate is zero, the queue can not grow any more and so, the maximum number of pending requests in any surrogate server S_i is bounded by $\lceil \psi \mu_i - 1 \rceil$. ■

One important question for any routing policy is if any given request that can be served within ψ should be served or not. It may be the case that not serving the request may give the opportunity to serve more requests in the future. Following lemma shows that that is not the case.

Lemma 4: If a request can be served by at least one surrogate server within the required value of ψ , then on average serving the request returns more or at least equal revenue than not serving it.

Proof: Suppose, there are two identical systems \mathcal{S} and \mathcal{S}' such that the number of surrogate servers, their locations, service rates and the request arrivals everything is identical in both systems. Assume that system \mathcal{S}' use an optimal request routing policy and it denies service to a certain request, say i -th request, even when it can be served by a server, say server S_i . Now if we can show that another policy in system \mathcal{S} that admits the i -th request to surrogate server S_i and on average it can make at least as much revenue as system \mathcal{S}' , then we are done.

Suppose that i -th request is admitted to the server S_i of system \mathcal{S} . Assume system \mathcal{S} and \mathcal{S}' takes exactly same decision for all requests except i -th request. Now assume j -th request ($j > i$) is the first request after i -th request where system \mathcal{S} can not serve the request within the required value of ψ but system \mathcal{S}' can. So, system \mathcal{S} can not admit that request and lose revenue. Now, when j -th request arrives, in the worst

case, server S_i in system \mathcal{S} has one more request to serve than the corresponding server in system \mathcal{S}' and all other servers in both system are in identical state. So, in system \mathcal{S}' , server S_i is the only server that can serve j -th request within the required value of ψ . Now, when system \mathcal{S}' accepts the j -th request, the revenue of both systems are same. Since all requests are identical and both i -th and j -th requests are served by server S_i in system \mathcal{S} and \mathcal{S}' , respectively, on average i -th request will depart earlier in system \mathcal{S} than j -th request in system \mathcal{S}' . So after that there would not be any request that can be served by system \mathcal{S}' , but not by system \mathcal{S} , and on average the revenue of system \mathcal{S}' is not greater than system \mathcal{S} . Note that, since on average i -th requests departs earlier than the arrival of j -th request, on average total revenue of system \mathcal{S} will actually be higher than system \mathcal{S}' . ■

Following theorem defines a criteria to maximize the revenue.

Theorem 3: The revenue is maximized if and only if the throughput of the system is maximized. The throughput of the system is maximized if

$$\lim_{T \rightarrow \infty} \frac{1}{T} E \left[\int_0^T (A_1(t) \cup A_2(t) \cup \dots \cup A_m(t)) dt \right]$$

is maximized and all requests that can be served within β (i.e., ψ) are actually served by a surrogate server.

Proof: Since all requests have identical price and penalty, obviously maximizing throughput maximizes revenue and vice versa.

Now, at any time t the number of requests that can be served within ψ is $\lambda \frac{(A_1(t) \cup A_2(t) \cup \dots \cup A_m(t))}{A}$ and the number of requests that can not be served within ψ is $\left(1 - \lambda \frac{(A_1(t) \cup A_2(t) \cup \dots \cup A_m(t))}{A}\right)$. Since from Lemma 4, we know that not serving any request that can be served within ψ does not increase overall revenue, serving all the requests originating from the area $(A_1(t) \cup A_2(t) \cup \dots \cup A_m(t))$ will maximize the throughput and revenue. So net revenue from the requests originating at time t is

$$\begin{aligned} & \lambda \frac{(A_1(t) \cup A_2(t) \cup \dots \cup A_m(t))}{A} w_1 - \\ & \left(1 - \lambda \frac{(A_1(t) \cup A_2(t) \cup \dots \cup A_m(t))}{A}\right) w_1' \\ & = \lambda \frac{(A_1(t) \cup A_2(t) \cup \dots \cup A_m(t))}{A} (w_1 + w_1') - w_1'. \end{aligned}$$

So, the expected long term average revenue is given by

$$\lim_{T \rightarrow \infty} \frac{\lambda}{T} E \left[\int_0^T \left(\frac{(A_1(t) \cup A_2(t) \cup \dots \cup A_m(t))}{A} (w_1 + w_1') - w_1' \right) dt \right].$$

Since λ, A, w_1, w_1' all are constants, above entity will be maximized if and only if the following entity is maximized

$$\lim_{T \rightarrow \infty} \frac{1}{T} E \left[\int_0^T (A_1(t) \cup A_2(t) \cup \dots \cup A_m(t)) dt \right] \quad (9)$$

(The above limit exists for any routing policy, because the state $\mathbf{N} = 0$, corresponding to an empty system, is recurrent.) ■

Since maximizing throughput maximizes revenue, from now on, we would try to find the policy that maximizes throughput and would not use the terms w_1 and w_1' anymore.

3) *Optimal Dynamic Policy using Dynamic Programming:* Here we show how to obtain an optimal routing policy using *dynamic programming (DP)*. Since the number of choices for each request is limited by the number of surrogate servers that can serve the request within β (i.e. ψ), the set Π of all possible policies (π) is compact. Again, in this finite state dynamic programming problem, all states communicate, i.e., for each pair of state $(\mathbf{N}, \mathbf{N}')$, there exists a policy under which we can eventually reach \mathbf{N}' starting from \mathbf{N} . So the state space is irreducible. The Markov chain is also aperiodic. The expected holding time at any state is bounded by the service rate and the arrival rate at that state. The reward rate is bounded by the number of servers that are non-empty at that state. Under these assumptions, the standard dynamic programming theory applies and asserts that there exists a policy which is optimal.

The process $\mathbf{N}(t)$ is a continuous-time Markov chain. Since the total transition out of any state is bounded by $\nu = \lambda + \sum_{i=1}^m \mu_i$, this Markov chain can be uniformized, leading to a Bellman equation of the form

$$J^* + h(\mathbf{N}) = \max_{\pi \in \Pi} \left[\sum_{i=1}^m I(n_i(\mathbf{N})) + \sum_{i=1}^m \frac{\lambda_i^\pi(\mathbf{N})}{\nu} h(\mathbf{N} + e_i) + \sum_{i=1}^m \frac{\mu_i I(n_i(\mathbf{N}))}{\nu} h(\mathbf{N} - e_i) + \left(1 - \sum_{i=1}^m \frac{\lambda_i^\pi(\mathbf{N})}{\nu} - \sum_{i=1}^m \frac{\mu_i I(n_i(\mathbf{N}))}{\nu} \right) h(\mathbf{N}) \right] \quad (10)$$

Here, $\lambda_i^\pi(\mathbf{N})$ is the request arrival rate at server S_i at system state \mathbf{N} under policy π , and to indicate the non-emptiness of a server we use $I(n_i(\mathbf{N}))$, where $n_i(\mathbf{N})$ denotes the number of requests at server S_i when the system is at state \mathbf{N} . We define $I(n_i(\mathbf{N}))$ as follows:

$$I(n_i(\mathbf{N})) = \begin{cases} 1 & \text{if } n_i(\mathbf{N}) > 0 \\ 0 & \text{otherwise.} \end{cases}$$

We impose the condition $h(0) = 0$, in which case Bellman's equation has a unique solution [in the unknowns J^* and $h(\cdot)$]. Once Bellman's equation is solved, an optimal policy is readily obtained by choosing the policy at each state \mathbf{N} that maximizes the right-hand side in (10). The solution to Bellman's equation has the following interpretation: the scalar J^* is the optimal expected reward per unit time, and $h(\mathbf{N})$ is the relative reward in state \mathbf{N} . In particular, consider an optimal policy that attains the maximum in (10) for every state \mathbf{N} . If we follow this policy starting from \mathbf{N}' or state \mathbf{N} , the expectation of the difference in total rewards (over the infinite horizon) is equal to $(h(\mathbf{N}') - h(\mathbf{N}))/\nu$.

The solution to Bellman's equation and resulting optimal policy can be computed using classical DP algorithms. However, the computational complexity increases with the size of state space, which is exponential in the number of surrogate servers m . For this reason, exact solution using DP is only feasible only when the number of surrogate servers is quite small.

C. Static Redirection Policy

Here we focus on finding a static policy that is asymptotically optimal and at the same time the overhead is low (no runtime computation to select the server).

Definition: We say that a routing policy is *static* if a particular surrogate server is always responsible to serve requests originating from a particular end user independent of the state of the system.

The key idea of the proposed policy is distributing the common area among the participating servers in such a way that the total throughput is maximized as well as the load is balanced among the surrogate servers as much as possible. We calculate the proportions of each common area to be assigned to a participating server when the system is at empty state.

1) *Optimization Problem and Proposed static policy, π^s :* Suppose, when the system is at empty state the total number of common areas is Z , at empty state total arrival rate at common area z is $\phi_z = \phi_z(0)$, at empty state total arrival rate at exclusive area (i.e., not common with other servers) of server S_i is $\Phi_i = \Phi_i(0)$ (see Fig. 4). Say, our policy assigns P_{iz} portion of common area z to server S_i . Let, the number of participating servers of common area z is z_a and they are denoted as $i_{z_1} \dots i_{z_a}$. Similarly, server S_i participates in total i_b common areas denoted as $z_{i_1} \dots z_{i_b}$. Now, at empty state the total arrival rate for server S_i is $\lambda_i(0) = \Phi_i + \sum_{z=z_{i_1}}^{z_{i_b}} P_{iz} \phi_z$.

Then the optimization problem is

$$\max \sum_{i=1}^m I_i \left(\Phi_i + \sum_{z=z_{i_1}}^{z_{i_b}} P_{iz} \phi_z \right)$$

subject to

$$\begin{aligned} 0 &\leq I_i \leq 1 \quad \forall i, \\ 0 &\leq I_i \left(\Phi_i + \sum_{z=z_{i_1}}^{z_{i_b}} P_{iz} \phi_z \right) \leq \mu_i \quad \forall i, \\ 0 &\leq P_{iz} \leq 1 \quad \forall i \forall z, \\ 0 &\leq \sum_{i=i_{z_1}}^{i_{z_b}} P_{iz} \leq 1 \quad \forall z \end{aligned} \quad (11)$$

Note that, in the optimal solution of the above problem, if $\lambda_i > \mu_i$, then the value of I_i will be set in such a way that $I_i \lambda_i = \mu_i$, else if $\lambda_i \leq \mu_i$, the value of I_i will be 1. Once we have solve above problem and have the values of P_{iz} 's then we divide common area z among the servers such that each server S_i gets P_{iz} portion of the common area. So server S_i will serve P_{iz} portions of the requests that originates from common area z . Say, this proposed policy is π^s .

The optimization problem ensures that

$$\sum_{i=1}^m \min(\lambda_i(0), \mu_i) = \max_{\pi \in \Pi} \sum_{i=1}^m \min(\lambda_i^\pi(0), \mu_i)$$

where $\lambda_i(0)$ is the request arrival rate at server S_i under our policy π^s when the system is at empty state; Π is the set of all possible policies of distributing the common areas among the servers and $\lambda_i^\pi(0)$ is the request arrival rate at server S_i under policy π when the system is at empty state. We use this information to prove that policy π^s is asymptotically optimal.

Finally, in the asymptotic analysis of next section, it is shown that any solution of the optimization problem (11) is sufficient to be optimal for a system where the arrival and service rate is close to infinity. However, in most cases, the optimization problem (11) has multiple solutions. Now the optimization problem (12) can be used to pick the best solution among those solutions so that the system performs well even with small arrival and service rate.

If γ denotes the optimal value of $\sum_{i=1}^m I_i \left(\Phi_i + \sum_{z=z_{i1}}^{z_{ib}} P_{iz} \phi_z \right)$, then the optimization problem is

$$\min \sum_{z=1}^Z \sigma(\lambda_{z_i} / \mu_{z_i})$$

subject to

$$\begin{aligned} \sum_{i=1}^m I_i \left(\Phi_i + \sum_{z=z_{i1}}^{z_{ib}} P_{iz} \phi_z \right) &= \gamma, \\ 0 \leq I_i &\leq 1 \quad \forall i, \\ 0 \leq I_i \left(\Phi_i + \sum_{z=z_{i1}}^{z_{ib}} P_{iz} \phi_z \right) &\leq \mu_i \quad \forall i, \\ 0 \leq P_{iz} &\leq 1 \quad \forall i \forall z, \\ 0 \leq \sum_{i=i_{z1}}^{i_{zb}} P_{iz} &\leq 1 \quad \forall z \end{aligned} \quad (12)$$

This way of solving multiobjective problems sequentially is known as the lexicographical method [20] [21]. Note that, $\sigma(\lambda_{z_i} / \mu_{z_i})$ represents the variance of load (i.e., arrival rate/service rate) of the participating servers of common area z .

2) *Asymptotic Analysis*: Since under our proposed static policy π^s the arrival rate in each surrogate server does not depend on the states of other servers, the analysis can be carried out for each individual server independently. At first, we analyze the case of a single server CDN and then extend it for a multiple server CDN to show that our proposed policy is asymptotically optimal i.e., ratio of the throughput of the proposed policy and the upper bound of the throughput under any policy converges to 1 when the arrival rate and the service rate of the system goes to infinity.

Throughput for a Single Server CDN

Consider a CDN consisting of one server which has exponential service rate μ and the exponential arrival rate at state n is $\lambda(n) = \frac{\lambda}{A} \pi \left(\psi - \frac{n+1}{\mu} \right)^2$, where $\frac{\lambda}{A}$ is the state independent arrival rate per unit area and $\left(\psi - \frac{n+1}{\mu} \right)$ denotes the radius of the circular area covered by the server when there are n requests in the server. So this system can be viewed as a special $M/M/1$ queue where exponential arrival rate varies with the change of system state. State diagram for the system is shown in Fig. 5.

We are interested in finding the throughput of such a CDN. Following lemma gives the exact value of the throughput.

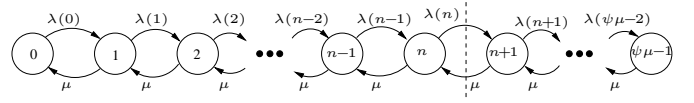


Fig. 5. State diagram for a single server CDN.

Lemma 5: The throughput of the single server CDN is

$$J_1 = \mu \left(1 - \frac{1}{1 + \sum_{n=1}^{\lceil \psi\mu-1 \rceil} \prod_{l=0}^{n-1} \frac{\lambda(l)}{\mu}} \right)$$

Proof: Let p_n be the probability that the system is at state n . Since the total number of states is finite (i.e. $n_{max} = \lceil \psi\mu-1 \rceil$), the system is stable. So over a long period of time, the number of transitions from any state n to state $n+1$ equals the number of transitions from state $n+1$ to state n . Thus we obtain the balance equations

$$p_n \lambda(n) = p_{n+1} \mu \quad \text{for each } (\lceil \psi\mu-1 \rceil) > n \geq 0.$$

So, we have,

$$p_1 = \frac{\lambda(0)}{\mu} p_0,$$

$$p_2 = \frac{\lambda(1)}{\mu} p_1 = p_0 \frac{\lambda(1)}{\mu} \frac{\lambda(0)}{\mu},$$

and in general,

$$p_n = \frac{\lambda(1)}{\mu} p_{n-1} = p_0 \prod_{l=0}^{n-1} \frac{\lambda(l)}{\mu}.$$

Since summation of the probabilities of all states is 1, we have

$$\sum_{n=0}^{\lceil \psi\mu-1 \rceil} p_n = 1.$$

Putting the values of p_n , we have

$$p_0 + \sum_{n=1}^{\lceil \psi\mu-1 \rceil} p_0 \prod_{l=0}^{n-1} \frac{\lambda(l)}{\mu} = 1.$$

Solving for p_0 , we get

$$p_0 = \frac{1}{1 + \sum_{n=1}^{\lceil \psi\mu-1 \rceil} \prod_{l=0}^{n-1} \frac{\lambda(l)}{\mu}}.$$

So the throughput is

$$\mu(1 - p_0) = \mu \left(1 - \frac{1}{1 + \sum_{n=1}^{\lceil \psi\mu-1 \rceil} \prod_{l=0}^{n-1} \frac{\lambda(l)}{\mu}} \right).$$

Now we use this result to do asymptotic analysis of the throughput of a single server CDN.

Asymptotic Analysis for a Single Server CDN

For asymptotic analysis, we scale the system through a proportional increase in arrival rate and service rate. More specifically, let $c \geq 1$ be a scaling factor. The scaled system has arrival rate $\lambda^c = c\lambda$ and the service rate $\mu^c = c\mu$. Note that other parameters, total network area A and maximum allowed

user latency ψ are held fixed. We will use a superscript c to denote various quantities of interest for the scaled system.

At first, we would like to find an upper bound for the throughput for the single server.

Lemma 6: The upper bound for the throughput of a single server CDN is

$$J_{ub}^c = \min(\lambda^c(0), \mu^c),$$

where $\lambda^c(n)$ denote the arrival rate when number of requests at the server is n and μ^c is the service rate.

Proof: Since for all n , $\lambda^c(0) \geq \lambda^c(n)$, maximum arrival rate is $\lambda^c(0)$. Again, the server can never serve at a rate faster than μ^c . So clearly the throughput is bounded by $\min(\lambda^c(0), \mu^c)$. ■

Following lemma shows that the actual throughput of a very large system converges to this upper bound. It is easily seen that the upper bound J_{ub}^c and actual throughput J_1^c will increase roughly linearly with c , and for this reason, a meaningful comparison should first divide such quantities by c , as in the result that follows.

Lemma 7: For the single server CDN,

$$\lim_{c \rightarrow \infty} \frac{1}{c} J_1^c = \lim_{c \rightarrow \infty} \frac{1}{c} J_{ub}^c,$$

where J_1^c is the actual throughput of the scaled system and $J_{ub}^c = \min(\lambda^c(0), \mu^c)$.

Proof: Fix some $\epsilon > 0$ and let us consider a system with arrival rate $\lambda_\epsilon^c(0) = \lambda^c(0) + \epsilon$ and other parameters μ^c, \mathcal{A}, ψ are kept same. Let $J_{1\epsilon}^c$ be the resulting actual throughput. Clearly, for every n , $\lambda_\epsilon^c(n) \geq \lambda^c(n)$. Now the probability of the empty state for this system is

$$p_{0\epsilon}^c = \frac{1}{1 + \sum_{n=1}^{c\mu\psi-1} \prod_{l=0}^{n-1} \frac{\lambda_\epsilon^c(l)}{\mu^c}} \quad (13)$$

Since

$$\frac{\frac{\lambda_\epsilon^c(n)}{\mu^c}}{\frac{\lambda^c(0)}{\mu^c}} = \frac{\lambda^c(n)}{\lambda^c(0)} = \frac{(\psi - \frac{n+1}{c\mu})^2}{(\psi - \frac{1}{c\mu})^2} = \left(1 - \frac{n}{c\mu\psi - 1}\right)^2,$$

we have,

$$\frac{\lambda_\epsilon^c(n)}{\mu^c} \geq \frac{\lambda^c(n)}{\mu^c} = \left(1 - \frac{n}{c\mu\psi - 1}\right)^2 \frac{\lambda^c(0)}{\mu^c}$$

So, for any finite constant \mathcal{C} , $\lim_{c \rightarrow \infty} \frac{\lambda_\epsilon^c(\mathcal{C})}{\mu^c} \geq \lim_{c \rightarrow \infty} \frac{\lambda^c(0)}{\mu^c}$ and then from (13), we have,

$$\begin{aligned} p_{0\epsilon}^c &\leq \frac{1}{1 + \sum_{n=1}^{\mathcal{C}} \left(\frac{\lambda^c(0)}{\mu^c}\right)^n + \sum_{n=\mathcal{C}+1}^{c\mu\psi-1} \prod_{l=0}^{n-1} \frac{\lambda_\epsilon^c(l)}{\mu^c}} \\ &\leq \frac{1}{1 + \sum_{n=1}^{\mathcal{C}} \left(\frac{\lambda^c(0)}{\mu^c}\right)^n} \end{aligned} \quad (14)$$

Now, the arrival rate at empty state of the scaled system can be greater than, equal to or less than the service rate. We prove the lemma separately for those cases.

Case 1: $\lambda^c(0) < \mu^c$

From (14) we have,

$$\begin{aligned} \lim_{c \rightarrow \infty} p_{0\epsilon}^c &\leq \frac{1}{1 + \frac{\frac{\lambda^c(0)}{\mu^c} \left(1 - \left(\frac{\lambda^c(0)}{\mu^c}\right)^{\mathcal{C}}\right)}{1 - \frac{\lambda^c(0)}{\mu^c}}} \\ &= \frac{1 - \frac{\lambda^c(0)}{\mu^c}}{1 - \left(\frac{\lambda^c(0)}{\mu^c}\right)^{\mathcal{C}+1}}. \end{aligned}$$

When $c \rightarrow \infty$, we are free to choose an arbitrarily large value for \mathcal{C} , then the value of $\left(\frac{1 - \frac{\lambda^c(0)}{\mu^c}}{1 - \left(\frac{\lambda^c(0)}{\mu^c}\right)^{\mathcal{C}+1}}\right)$ will converges to $\left(1 - \frac{\lambda^c(0)}{\mu^c}\right)$ and then we have,

$$\lim_{c \rightarrow \infty} p_{0\epsilon}^c \leq \left(1 - \frac{\lambda^c(0)}{\mu^c}\right).$$

So

$$\lim_{c \rightarrow \infty} \frac{1}{c} J_{1\epsilon}^c = \lim_{c \rightarrow \infty} \frac{1}{c} \mu^c (1 - p_{0\epsilon}^c) \geq \lim_{c \rightarrow \infty} \frac{1}{c} \lambda^c(0) \quad (15)$$

Again, since for all n , $\frac{\lambda^c(0)}{\mu^c} \geq \frac{\lambda^c(n)}{\mu^c}$, we have $\lim_{c \rightarrow \infty} p_{0\epsilon}^c \geq \frac{1}{1 + \sum_{n=1}^{\infty} \left(\frac{\lambda^c(0)}{\mu^c}\right)^n}$, which implies,

$$\lim_{c \rightarrow \infty} p_0^c \geq \left(1 - \frac{\lambda^c(0)}{\mu^c}\right).$$

So

$$\lim_{c \rightarrow \infty} \frac{1}{c} J_1^c = \lim_{c \rightarrow \infty} \frac{1}{c} \mu^c (1 - p_0^c) \leq \lim_{c \rightarrow \infty} \frac{1}{c} \lambda_\epsilon^c(0) \quad (16)$$

This is true for any positive ϵ . We now let ϵ go to zero in which case $\lim_{c \rightarrow \infty} \frac{1}{c} \lambda_\epsilon^c(0)$ tends to $\lim_{c \rightarrow \infty} \frac{1}{c} \lambda^c(0)$, and from (15) and (16), we have

$$\lim_{c \rightarrow \infty} \frac{1}{c} J_1^c = \lim_{c \rightarrow \infty} \frac{1}{c} \lambda^c(0) = \lim_{c \rightarrow \infty} \frac{1}{c} J_{ub}^c.$$

Case 2: $\lambda^c(0) \geq \mu^c$

When $\frac{\lambda^c(0)}{\mu^c} \geq 1$ and the value for \mathcal{C} is arbitrarily large, $\left(\frac{1}{1 + \sum_{n=1}^{\mathcal{C}} \left(\frac{\lambda^c(0)}{\mu^c}\right)^n}\right)$ converges to zero. Since when $c \rightarrow \infty$, we are free to choose an arbitrarily large value for \mathcal{C} and probability can not be negative, from (14) we have,

$$\lim_{c \rightarrow \infty} p_{0\epsilon}^c = 0.$$

This is true for any positive ϵ . We now let ϵ go to zero in which case $\lim_{c \rightarrow \infty} \frac{1}{c} p_{0\epsilon}^c$ tends to $\lim_{c \rightarrow \infty} \frac{1}{c} p_0^c$, and we have,

$$\lim_{c \rightarrow \infty} \frac{1}{c} J_1^c = \lim_{c \rightarrow \infty} \frac{1}{c} \mu^c = \lim_{c \rightarrow \infty} \frac{1}{c} J_{ub}^c. \quad \blacksquare$$

Although it seems that $c \rightarrow \infty$ is not practically feasible, a very good approximation is achieved for fairly small values of c (see Table III, IV, V).

Asymptotic Analysis for Multiple Server CDN under Static Policy, π^s

For the multiple server case we scale the system in the same way like the asymptotic analysis for single server CDN. Let, J_s^c be the actual throughput of our static policy π^s in the

scaled system and \mathcal{J}_{ub}^c be the upper bound of the throughput under any policy.

To assess the degree of suboptimality of our policy, we develop an upper bound of throughput for the multiple server CDN under any policy.

Lemma 8: For multiple server CDN, upper bound of throughput is

$$\mathcal{J}_{ub}^c = \sum_{i=1}^m \min(\lambda_i^c(0), \mu_i^c)$$

where $\lambda_i^c(0)$ is the maximum available arrival rate for surrogate server S_i at empty state after distributing the arrival rates in the common areas among the servers in such a way that $\sum_{i=1}^m \min(\lambda_i^c(0), \mu_i^c)$ is maximized.

Proof: Since any server can not serve at a rate higher than its service rate, the upper bound of the throughput is actually the minimum of the service rate and the arrival rate. The area covered by a server is maximum when it is idle (i.e., no outstanding request). So, when the system is at empty state, total arrival rate is maximum. Now distributing the arrivals in the common area in such a way that maximizes the term $\sum_{i=1}^m \min(\lambda_i^c(0), \mu_i^c)$, where $\lambda_i^c(0)$ is the total arrival rate at server S_i after distribution, ensures that each server has maximum available arrival rate. Hence, the upper bound is determined by summation of the minimum of this arrival rate and the service rate of each server. ■

Following theorem shows that for very large system our policy actually achieve this upper bound.

Theorem 4: If \mathcal{J}_s^c is the actual throughput of policy π^s and \mathcal{J}_{ub}^c is the upper bound of the throughput under any policy, then

$$\lim_{c \rightarrow \infty} \frac{1}{c} \mathcal{J}_s^c = \lim_{c \rightarrow \infty} \frac{1}{c} \mathcal{J}_{ub}^c.$$

Proof: Since under policy π^s , each user is mapped to one and only surrogate server, the system will behave like m independent single server CDNs. So we can carry out the analysis for each server independently without taking into account the state of other servers. Let \mathcal{J}_i^c be the throughput of server S_i . Then we have,

$$\mathcal{J}_s^c = \sum_{i=1}^m \mathcal{J}_i^c.$$

In multiple server case, for any server S_i , the arrival rate may be less than the arrival rate in the total circular area encompassed by its radius due to sharing of common areas with other servers. Suppose, when the server S_i is at empty state the size of the area inside its circle that is given to other servers is $a_{i,0}^c$ and when the server is at state n the size of the area inside its circle that is given to other servers is $a_{i,n}^c$.

Fix some $\epsilon > 0$ and let us consider a system where the arrival rate in the whole network \mathcal{A} is $\lambda_\epsilon^c = \lambda^c + \epsilon$ and other parameters $\mu_i^c, \mathcal{A}, \psi$ are same as those of the original system. Due to uniform distribution of end users in the whole network, at empty state arrival rate for any server would be $\lambda_{i\epsilon}^c(0) = \lambda_i^c(0) + \epsilon_i$ where $\epsilon_i \leq \epsilon$. Clearly for every n , $\lambda_{i\epsilon}^c(n) \geq \lambda_i^c(n)$.

Since,

$$\frac{\lambda_{i\epsilon}^c(n)}{\mu_i^c} = \frac{\lambda_i^c(n)}{\lambda_i^c(0)} = \frac{(\psi - \frac{n+1}{c\mu})^2 - a_{i,n}^c}{(\psi - \frac{1}{c\mu_i})^2 - a_{i,0}^c},$$

we have,

$$\frac{\lambda_{i\epsilon}^c(n)}{\mu_i^c} \geq \frac{\lambda_i^c(n)}{\mu_i^c} = \left(\frac{(\psi - \frac{n+1}{c\mu})^2 - a_{i,n}^c}{(\psi - \frac{1}{c\mu})^2 - a_{i,0}^c} \right) \frac{\lambda^c(0)}{\mu^c}$$

Clearly $a_{i,0}^c \geq a_{i,n}^c \geq 0$ and $(\psi - \frac{1}{c\mu_i})^2 - (\psi - \frac{n+1}{c\mu})^2 \geq \frac{(a_{i,0}^c - a_{i,n}^c)}{\pi}$. So when $c\mu_i \gg n$, $(\psi - \frac{1}{c\mu_i})^2 \approx (\psi - \frac{n+1}{c\mu})^2$ and $a_{i,0}^c \approx a_{i,n}^c$. So, for any finite constant \mathcal{C} , $\lim_{c \rightarrow \infty} \frac{(\psi - \frac{c+1}{c\mu})^2 - a_{i,c}^c}{(\psi - \frac{1}{c\mu})^2 - a_{i,0}^c}$ converges to 1. So, for any finite constant \mathcal{C} ,

$$\lim_{c \rightarrow \infty} \frac{\lambda_{i\epsilon}^c(n)}{\mu_i^c} \geq \frac{\lambda^c(0)}{\mu^c}.$$

Now using exactly the same technique of Lemma 7, we have,

$$\lim_{c \rightarrow \infty} \frac{1}{c} \mathcal{J}_i^c = \lim_{c \rightarrow \infty} \frac{1}{c} \min(\lambda_i^c(0), \mu_i^c).$$

Then,

$$\lim_{c \rightarrow \infty} \frac{1}{c} \mathcal{J}_s^c = \lim_{c \rightarrow \infty} \frac{1}{c} \sum_{i=1}^m \mathcal{J}_i^c = \lim_{c \rightarrow \infty} \frac{1}{c} \sum_{i=1}^m \min(\lambda_i^c(0), \mu_i^c)$$

But, by Lemma 8, we have

$$\mathcal{J}_{ub}^c = \sum_{i=1}^m \min(\lambda_i^c(0), \mu_i^c)$$

So, we have,

$$\lim_{c \rightarrow \infty} \frac{1}{c} \mathcal{J}_s^c = \lim_{c \rightarrow \infty} \frac{1}{c} \mathcal{J}_{ub}^c. \quad \blacksquare$$

The result of above theorem shows that our static policy π^s has asymptotically optimal throughput and thus generate maximum revenue for very large system.

D. Numerical Results

In this section, we present some numerical results from MATLAB simulation that show that actual throughput converges to the upper bound of the throughput when the system is large. We check the throughput for all three possible cases where arrival rate is greater than, equal to and less than the service rate for a single server case.

Table III, Table IV and Table V show the cases where the arrival rate at empty state is slightly greater than, equal to and slightly less than the service rate, respectively. In all cases, for sufficiently large value of the scaling factor c , the throughput of the server converges to the upper bound of the throughput. This result establishes our result that for a large system, the throughput of a server equals the minimum of arrival rate at empty state and service rate. Note that, when the system is not at empty state, the arrival rate is actually lower than the arrival rate of empty state. So, this result is counterintuitive and this insight builds the foundation of our

TABLE III

SINGLE SERVER CDN WITH $\lambda(0) > \mu$; $\psi = 1000$, $\lambda(0) = 1.05$, $\mu = 1$.

Scaling factor, c	Throughput	Upper Bound	Throughput Upper bound
1	0.988756	1.000000	0.988756
2	1.991859	2.000000	0.995930
3	2.994649	3.000000	0.998216
4	3.996626	4.000000	0.999156
5	4.997924	5.000000	0.999585
6	5.998744	6.000000	0.999791
7	6.999250	7.000000	0.999893
8	7.999556	8.000000	0.999944
9	8.999739	9.000000	0.999971
10	9.999848	10.000000	0.999985
11	10.999911	11.000000	0.999992
12	11.999949	12.000000	0.999996
13	12.999970	13.000000	0.999998
14	13.999983	14.000000	0.999999
15	14.999990	15.000000	0.999999
16	15.999994	16.000000	1.000000

TABLE IV

SINGLE SERVER CDN WITH $\lambda(0) = \mu$; $\psi = 1000$, $\lambda(0) = 1$ AND $\mu = 1$.

Scaling factor, c	Throughput	Upper Bound	Throughput Upper bound
1	0.9653	1	0.964094
2	1.9506	2	0.974659
5	4.9213	5	0.983999
10	9.8882	10	0.988695
20	19.8415	20	0.992010
50	49.7487	50	0.994949
100	99.6442	100	0.996430
200	199.4964	200	0.997476
2000	1.9986e+03	2000	0.999311
20000	1.9995e+04	20000	0.999748
200000	1.9998e+05	200000	0.999920
2000000	1.9999e+06	2000000	0.999975

static request routing policy. Our routing policy chooses the surrogate server for a request by solving the optimization problem where the objective is to maximize the summation of the minimum of arrival rate at empty state and service rate for each of the servers of the CDN. As a result, our policy achieves the upperbound of throughput for large system and so, it is asymptotically optimal for multiple server CDN.

IV. CONCLUSIONS

We look at the big picture of content delivery network. Web based commercial CDNs compete with each other to grab the market share. The goal of the CEO is to maximize profit whereas the design engineer looks at the system performance. We try to incorporate this two perspectives in one single framework and figure out which design methodology maximizes monetary benefit. In our analysis of competition, we find that economy of scale effect is very significant here. So peering agreement among smaller CDNs may be a good idea to increase monetary benefits. Although we have analyzed the competition of CDNs using a model for two and three CDNs, same techniques can be used to analyze competition among larger number of CDNs. However, with the increase of the number of CDNs the analysis becomes more and more tedious. Future works might include analyzing a more general model having arbitrary number of competing CDNs.

TABLE V

SINGLE SERVER CDN WITH $\lambda(0) < \mu$; $\psi = 1000$, $\lambda(0) = 0.8$ AND $\mu = 1$.

Scaling factor, c	Throughput	Upper Bound	Throughput Upper bound
1	0.794054	0.800000	0.992567
100	79.993605	80.000000	0.999920
200	159.993603	160.000000	0.999960
300	239.993602	240.000000	0.999973
400	319.993601	320.000000	0.999980
500	399.993601	400.000000	0.999984
600	479.993601	480.000000	0.999987
700	559.993601	560.000000	0.999989
800	639.993601	640.000000	0.999990
900	719.993601	720.000000	0.999991
1000	799.993601	800.000000	0.999992

We also provide a static request routing policy which has been shown as asymptotically optimal. Although our model is developed in the context of a CDN, it is relevant to a variety of contexts. For example, our approach can be used to determine the routing policy for a website that maintains a number of mirrors in various places of the network and try to serve as many requests as possible within a fixed user latency.

REFERENCES

- [1] D. C. Verma, *Content Distribution Networks: An Engineering Approach*, John Wiley & Sons, New York, 2002.
- [2] Akamai Technologies Inc., <http://www.akamai.com>.
- [3] Mirror Image Internet, Inc., <http://www.mirror-image.com>.
- [4] D. Kaye, *Strategies for Web Hosting and Managed Services*, John Wiley & Sons, 2002.
- [5] R. Gibbens, R. Mason, and R. Steinberg, "Internet Service Classes under Competition," *IEEE Journal on Selected Areas in Communications*, vol. 18, no. 12, pp. 2490–2498, December 2000.
- [6] A. Shaked and J. Sutton, "Relaxing Price Competition through Product Differentiation," *Review of Economic Studies*, vol. 49, no. 1, pp. 3–13, 1982.
- [7] J. J. Gabszewicz, A. Shaked, J. Sutton, and J. F. Thisse, "Segmenting the Market: The Monopolist's Optimal Product Mix," *Journal of Economic Theory*, vol. 39, no. 2, pp. 273–289, 1982.
- [8] J. Tirole, *The Theory of Industrial Organization*, MIT Press, Cambridge, Mass., 1988.
- [9] S. M. Nazrul Alam, "Content delivery networks: Competition, request routing and server placement," M.S. thesis, University of Toronto, Toronto, Canada, 2004.
- [10] L. Wang, V. Pai, and L. Peterson, "The Effectiveness of Request Redirection on CDN Robustness," in *Proc. of the Fifth Symposium on Operating Systems Design and Implementation (OSDI'02)*, Boston, MA, December 2002.
- [11] B. Huffaker, M. Fomenkov, D. J. Plummer, D. Moore, and K. Claffy, "Distance Metrics in the Internet," in *Proc. International Telecommunication Symposium*, IEEE Computer Society Press, Los Alamitos, CA, 2002.
- [12] P. Rodriguez and S. Sibal, "SPREAD: Scalable Platform for Reliable and Efficient Automated Distribution," in *Proc. of the 9th International World Wide Web Conference*, Amsterdam, May 2000.
- [13] M. Andrews, B. Shepherd, A. Srinivasan, P. Winkler, and F. Zane, "Clustering and Server Selection using Passive Monitoring," in *Proc. of IEEE INFOCOM'02*, May 2002.
- [14] O. Ardaiz, F. Freitag, and L. Navarro, "Improving the Service Time of Web Clients Using Server Redirection," in *Proc. 2nd Workshop on Performance and Architecture of Web Servers*, ACM Press, New York, NY, 2001.
- [15] K. Delgadillo, "Cisco DistributedDirector," Tech. Rep., Cisco Systems, Inc., June 1999.
- [16] V. Pai, M. Aron, G. Banga, M. Svendsen, P. Druschel, W. Zwaenepoel, and E. Nahum, "Locality-Aware Request Distribution in Cluster-Based Network Servers," in *Proc. of the 8th International Conference*

on Architectural Support for Programming Languages and Operating Systems, ACM Press, New York, NY, 1998, pp. 205–216.

- [17] M. Rabinovich and A. Aggarwal, “Radar: A Scalable Architecture for a Global Web Hosting Service,” in *Proc. of the 8th International World-Wide Web Conference*, May 1999.
- [18] J. Dilley, B. Maggs, J. Parikh, H. Prokop, R. Sitaraman, and B. Wehl, “Globally Distributed Content Delivery,” *IEEE Internet Computing*, vol. 6, no. 5, pp. 50–58, September 2002.
- [19] I. Ch. Paschalidis and J. N. Tsitsiklis, “Congestion-dependent pricing of network services,” *IEEE/ACM Transaction on Networking*, vol. 8, no. 2, pp. 171–184, 2000.
- [20] P. C. Fishburn, “Lexicographic Orders, Utilities and Decision Rules: A Survey,” *Management Science*, vol. 20, no. 11, pp. 1442–1471, 1974.
- [21] F. Szidarovsky, M. E. Gershon, and L. Duckstein, *Techniques for Multiobjective Decision Making in System Management*, ELSEVIER, New York, 1986.