

An Algorithm to Determine Peer-Reviewers

Marko A. Rodriguez
Johan Bollen

email: {marko, jbollen}@lanl.gov

Digital Library Research & Prototyping Team
Los Alamos National Laboratory
Los Alamos, New Mexico, USA 87545

April 13, 2019

Abstract

The peer-review process is the most widely accepted certification mechanism for legitimizing the written results of researchers within the scientific community. An essential component of this process is the identification of competent referees to review a submitted manuscript. This paper presents an algorithm to automatically determine the most appropriate reviewers for a manuscript by way of a co-authorship network data structure and a relative-rank particle-swarm algorithm. This approach is novel in that it is not limited to a pre-selected set of referees, is computationally efficient, requires no human-intervention, and can automatically identify conflict of interest situations. The algorithm is validated using referee bid data from the 2005 Joint Conference on Digital Libraries.

1 Introduction

The peer-review process is the *de facto* standard for validating the written results of researchers within the scientific community. In its present form, the peer-review process is mediated by journal editors and/or conference organizers. The role of these individuals is to receive manuscripts from authors, locate competent referees to review the manuscripts, and ultimately accept or reject each manuscript for publication or presentation. Of particular importance is the process of determining a set of competent referees

to review a particular manuscript. While referee identification has mainly been a human-driven process, there exists many proposed automated referee identification algorithms in the literature.

The purpose of a referee identification algorithm is to match a submitted manuscript to a set of competent referees. This means that for a specific manuscript, the referees returned by the algorithm should be expert in the subject domain of the manuscript. Previously published algorithms have relied on latent semantic indexing of referee and manuscript abstracts (Dumais & Nielsen, 1992; Yarowsky & Florian, 1999), determining referee expertise via web mining techniques (Basu, Hirsh, Cohen, & Nevill-Manning, 2001), and/or querying the author and the referee for keywords describing their manuscript and area of expertise respectively (Guervós & Valdivieso, 2004). All of the mentioned algorithms are limited in that they can only be used for a pre-selected group of referees. Indeed, it is computationally expensive to perform latent semantic indexing on all manuscripts of all individuals in the scientific community to determine their area of expertise. Likewise, it is impractical to burden scholars with requests for keywords regarding their research interests. For these reasons, the mentioned algorithms have been applied only within situations where there exists a small pool of potential referees, e.g. conference organization.

To facilitate referee identification in both journal and conference situations, this paper proposes a referee identification algorithm that is both computationally inexpensive and requires no intervention on behalf of the authors, journal editors, and/or conference organizers. Furthermore, unlike the algorithms of the past, the proposed referee identification algorithm can, in certain circumstances, identify conflict of interest situations. The proposed referee identification algorithm is validated using referee bid data provided by the program chair and steering committee of the 2005 Joint Conference on Digital Libraries (JCDL) (Sumner, 2005). There were 49 referees of the 2005 JCDL that provided bid data for the conference’s 124 submissions. For each submission, each referee was asked to choose one of the following categories:

1. expert in the domain of the submission and wants to review
2. expert in the domain of the submission
3. non-expert in the domain of the submission

4. there exists a conflict of interest

The data provided by the 2005 JCDL program chair does not specify which individual’s actually refereed which submissions, but instead provides each referee’s subjective understanding of their level of expertise relative to each submission. The goal of the proposed algorithm is to determine from the manuscript submissions which referees are deemed expert enough to review the manuscript. Therefore, the algorithm results are validated against the 2005 JCDL bid data. The paper is outlined as follows. First, this paper will provide a formal description of the proposed referee identification algorithm and then will validate it using the 2005 JCDL referee bid data.

2 The Proposed Referee Identification Algorithm

The referee identification algorithm presented in this paper is dependent upon: 1) a co-authorship network data structure and 2) a relative-rank particle-swarm propagation algorithm. Our approach is based on the premise that a manuscript’s subject domain can be represented by the authors of its references. Starting from those authors, we can identify related authors in a co-authorship network who may be potential referees for the submitted manuscript. To locate such related authors, a particle-swarm, starting from the referenced authors, diffuses an energy distribution over a co-authorship network in a manner similar to the spreading activation techniques used for information retrieval (Crestani, 1997). At the end of the particle propagation algorithm, the highest energy authors, are deemed the most competent reviewers for the submitted manuscript. This section will first discuss an algorithm to construct a co-authorship network from a digital library repository and will then provide a formal representation of the particle-swarm algorithm used to locate referees in the resulting co-authorship network.

2.1 Constructing a Co-Authorship Network

A co-authorship network is defined by a graph composed of nodes that represent authors and edges that represent a joint publication between two authors. Therefore, a co-authorship network is represented by the tuple $G = (N, E, W)$, where N is the set of authors in the network, E is the set of edges relating the various authors, and W is the set of weights representing the strength of tie between any two collaborating authors. In other words,

any edge, $e_{i,j}$, connects two authors, n_i and n_j , with a respective weight of $w_{i,j}$. Furthermore, $E \subseteq N \times N$ and $|E| = |W|$. The edge weight between any two authors is determined by Eq. 1.

$$w_{i,j} = w_{j,i} = \sum_{\forall m \in M \text{ by } i,j} \frac{1}{A(m) - 1} \quad (1)$$

This equation represents two consideration. First, when the total number of authors for a manuscript, given by the function $A(m)$, is high, the resulting co-authorship weights will be low since the weight is distributed amongst the full of set of collaborating authors. This is represented by the fraction $\frac{1}{A(m)-1}$ where $A(m)$ returns the total number of authors for manuscript m . Second, the more frequently two authors co-author in the bibliographic record, the higher their co-authorship weight. The latter is represented by the summation, $\sum_{\forall m \in M \text{ by } i,j}$, where M denotes the set of all manuscripts in a collection and $m \in M$. We note that $w_{i,j} \in \mathbb{R}^+$ (Liu, Bollen, Nelson, & de Sompel, 2005; Newman, 2001). The co-authorship network construction algorithm runs in $O(|M|)$.

The mentioned particle-swarm algorithm computed on the co-authorship network is a stochastic process that requires the outgoing edge weights of a node to be represented as a probability distribution. Therefore, the co-authorship weights must be transformed to probabilities. Eq. 2 provides the necessary transformation where $\text{out}(n_i)$ is the set of outgoing edges from node n_i and $w_{i,j}(t+1) \in [0, 1]$. Note that unlike Eq. 1, $w_{i,j}$ will not necessarily equal $w_{j,i}$.

$$w_{i,j}(t+1) = \frac{w_{i,j}(t)}{\sum_{\forall e_{i,l} \in \text{out}(n_i)} w_{i,l}(t)} \quad (2)$$

such that

$$\sum_{\forall e_{i,j} \in \text{out}(n_i)} w_{i,j}(t+1) = 1 \quad (3)$$

2.2 Propagating a Particle-Swarm

The purpose of the particle-swarm algorithm is to map a manuscript to a set of potential referees. Since a co-authorship network only expresses the

relationship between authors, a manuscript will be represented as the set of authors in the manuscript's bibliography as originally proposed in (Rodriguez, Bollen, & de Sompel, 2006). Let the set Q represent the set of bibliographic authors of a particular manuscript. For every author element $n_l \in Q$, there exists a corresponding unique node in the co-authorship network. Therefore, $Q \subseteq N$. A distribution of particles, P , start their journey at Q and propagate over the co-authorship network via the network edges. Any particle, $p_i \in P$, is composed of three components: an energy value, a decay parameter, and a pointer to its current nodal location.

1. $\epsilon_i \in \mathbb{R}$: is the amount of energy contained within the particle p_i
2. $\delta_i \in [0, 1]$: is the decay parameter governing the loss of energy as the particle p_i propagates through the network
3. $c_i \in N$: is the current location of the particle p_i

Every node in the co-authorship network has an accompanying energy value represented by the energy vector $\vec{e} \in \mathbb{R}^{|N|}$, $\vec{e} = (\vec{e}_1, \vec{e}_2, \dots, \vec{e}_{|N|})$. For instance, node n_l 's energy value is \vec{e}_l . The energy value for a node is incremented, or decremented, as particles traverse the node. At time $t = 1$ there exists an energy distribution only over the set Q such that for all $n_l \in Q$, $\vec{e}_l(1) > 0$. This means that at $t = 1$, only those author nodes that are references in the manuscript contain an energy value greater than 0. Furthermore, the more often a particular author is referenced by the manuscript, the more particles that author's node will initially receive at $t = 1$. Therefore, if author n_l is referenced once and author n_j is referenced twice, then n_j will have twice as many initial particles.

A particle moves through the co-authorship network by stochastically selecting one outgoing edge from its current node, c_i . This function is represented as $\theta(\text{out}(c_i)) \rightarrow e_{i,j}$. At each time step a particle propagates to a neighboring node and updates the current node's energy value, \vec{e}_{c_i} according to Eq. 4.

$$\vec{e}_{c_i}(t+1) = \vec{e}_{c_i}(t) + \epsilon_i(t) \quad (4)$$

A particle's local energy content, ϵ_i , is a function of the particle's decay parameter, δ_i . This is represented by Eq. 5, where k is a tunable parameter limiting the number of steps a particle is allowed to propagate.

$$\epsilon_i(t+1) = \begin{cases} (1 - \delta_i)\epsilon_i(t) & \text{if } t \leq k \\ 0 & \text{otherwise} \end{cases} \quad (5)$$

such that

$$\vec{e}_l(k) = \sum_{t=1}^{t \leq k} \sum_{i=1}^{i \leq |P|} \begin{cases} (1 - \delta_i)^t \epsilon_i(1) & \text{if } c_i(t) = n_l \\ 0 & \text{otherwise} \end{cases} \quad (6)$$

The running time of the particle propagation algorithm is $O(|P|k)$. Figure 1 demonstrates how an initial distribution of particles ($t = 1$) propagates through a stochastic network. For each edge that a particle traverses ($t+1$), the local energy content, ϵ , of each particle is decayed. This is represented as the gray scale transition in the diagram. In Figure 1, the node at $t = 4$ has less energy than the node at $t = 1$ even though their respective particle populations are identical.

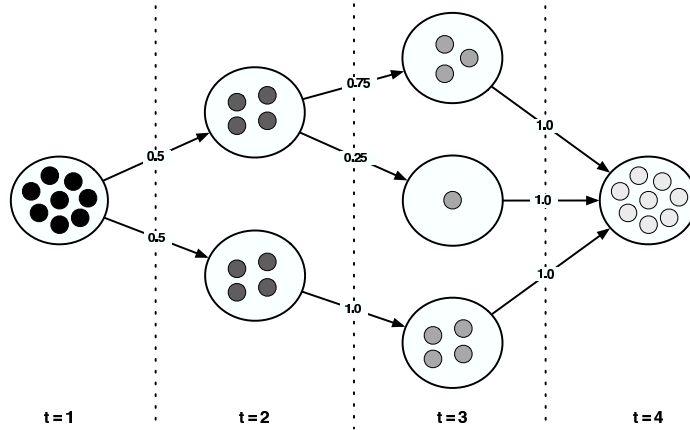


Figure 1: An example of decaying particles propagating in a probabilistic network

The particle-swarm algorithm propagates the initial Q energy distribution over the co-authorship network such that at time $t = k$, every node $n_l \in N$ that has a $\vec{e}_l(k) > 0$, n_l is considered a potential referee for the manuscript, Q . This set of potential referees is represented as the set

$R = \{n_l \mid \vec{e}_l(k) > 0\}$, where $R \subseteq N$. Therefore, the particle-swarm algorithm maps a set of authors (references in the original manuscript Q) to a set of authors (referees in R) within the co-authorship network. It is important to note that $Q \subseteq R \subseteq N$. A normalization of the energy vector, Eq. 7, provides a membership value for each node in R where $\max[\vec{e}(t)]$ returns the largest value in \vec{e} and $\vec{e}_l(k+1) \in [0, 1]$.

$$\vec{e}_l(k+1) = \frac{\vec{e}_l(k)}{\max[\vec{e}(k)]} \quad (7)$$

The pseudo-code for the particle-swarm algorithm is presented in Algorithm 26. With the initial particle distribution component the complete running time of the algorithm is $O(|P| + |P|k)$. The particle-swarm algorithm, as used in this context, is a relative-rank algorithm (White & Smyth, 2003; Rodriguez & Bollen, 2005). The set of nodes in N are ranked relative to Q . This is similar, though a more general case of finding the primary eigenvector of the network where the set of nodes in N are ranked relative to N , $\delta = 0.0$, and $k \rightarrow \infty$.

Finally, Figure 2 depicts the process of parsing a manuscripts references in order to distribute particles to referenced authors in the co-authorship network. After the particle swarm process is complete, any author node with an energy value greater than 0 is selected as a potential referee. The next section will validate the proposed algorithm using referee bid data from the 2005 JCDL.

3 Validating the Proposed Referee Identification Algorithm

The members of the 2005 JCDL program committee stated whether they deemed themselves expert and wanted to review, expert, non-expert, and conflict of interest referees for each manuscript. Using the same set of manuscripts, the proposed algorithms returned a set of potential referees weighted by their received particle energy. The degree to which the algorithms energy value matches the JCDL program committee member bids forms the foundation of the validation of the proposed algorithm.

```

1  #distribute particles:  $O(|P|)$ ;
2  int  $i = 1$ ;
3  foreach ( $n_l \in Q$ ) do
4      int  $particlesPerNode = 100$ ;
5      for ( $j = 0, j < particlesPerNode, j++$ ) do
6           $\epsilon_i = 1.0$ ;  $\delta_i = 0.15$ ;  $c_i = n_l$ ;
7           $i++$ ;
8      end
9  end
10 #propagate particles:  $O(|P|k)$ ;
11 int  $t = 0$ ;
12 while ( $t \leq k$ ) do
13      $t++$ ;
14     for ( $i = 0, i < |P|, i++$ ) do
15         if ( $\epsilon_i > 0$ ) then
16              $\vec{c}_i = \vec{c}_i + \epsilon_i$ ;
17              $\epsilon_i = (1 - \delta_i) * \epsilon_i$ ;
18             if ( $|\text{out}(c_i)| == 0$ ) then
19                  $\epsilon_i = 0$ 
20             end
21         else
22              $c_i = \theta(\text{out}(c_i))$ ;
23         end
24     end
25 end
26 end

```

Algorithm 1: Particle-Swarm algorithm

For the algorithm to determine referees, a co-authorship network is needed. The co-authorship network chosen for this experiment was constructed using the Digital Bibliography and Library Project¹ (DBLP) bibliographic dataset. This dataset is composed mainly of computer science journal and conference manuscripts (for which the digital library agenda is a sub-domain). The constructed network has 284,082 author nodes and 2,167,018 co-authorship edges.

This section will first discuss the methodology of the experiment and then provide the results of an experiment using the 2005 JCDL submission archive and referee bid data.

3.1 The Methodology

By understanding how much energy each bid category received, it is possible to determine if the algorithm is able to make a statistically significant

¹DBLP available at: <http://www.informatik.uni-trier.de/~ley/db/>

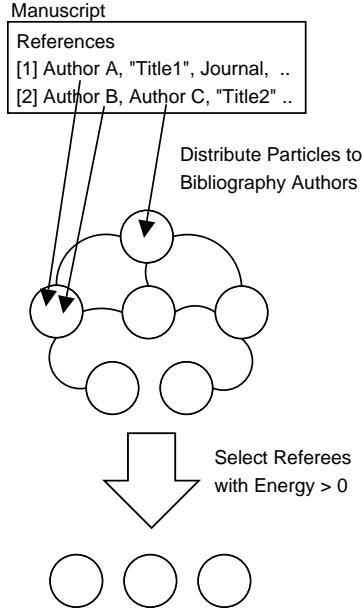


Figure 2: Parsing a manuscript, distributing particles, and selecting referees

distinction between expert wanting to review, expert, non-expert, and conflict of interest referees. In short, individuals in bid categories 1 and 2 (experts wanting to review and experts) should be receiving higher energy values than individual's in bid categories 3 and 4 (non experts and conflict of interest). To verify this, for each submission, each referee's energy value was extracted. Depending on the bid category of that referee, the received energy value was assigned to its associated bid category bucket. If, for a particular submission, a particular referee was a 1, 2, 3, or 4, bidder, then the energy value for that referee was appended to the appropriate bid category bucket. This idea is outlined in Figure 3 where S1 refers to submission number 1 and P1 refers to program committee member number 1.

Using the 2005 JCDL submission archive, each submitted manuscript's references are parsed using the Paracite² toolkit. The nodes of the referenced authors are then each supplied with 100 particles where $\epsilon = 1.0$, $\delta = 0.15$, and $k = 100$. The particle-swarm algorithm propagates this initial positive energy from the submission's bibliographic reference nodes to other scien-

²Paracite available at: <http://paracite.eprints.org/developers/>

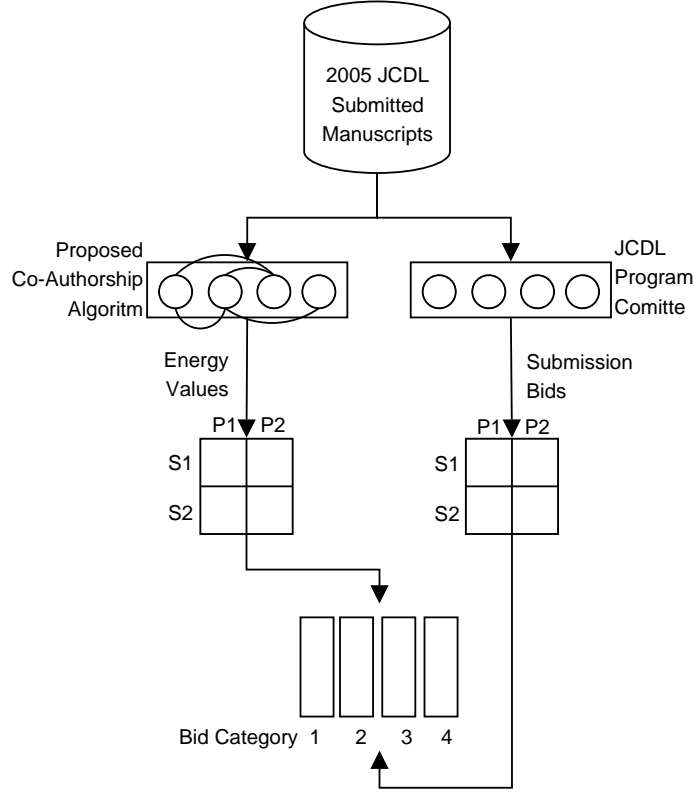


Figure 3: Methodology for validating the proposed algorithm

tists in the DBLP co-authorship network via the network edges as described in the previous section (Algorithm 26). Since the purpose of the proposed algorithm is to predict referee expertise on the basis of the energy values produced by the algorithm, if the algorithm performs adequately, each referee’s energy value should correspond to their actual bid data. This means that individuals who are expert in the domain of a particular submission should receive more energy than individuals who are not expert in the domain of the submission.

The situation becomes more complicated when considering conflict of interest referees (bid group 4) because conflict of interest referees do not explicitly state their level of expertise with respect to a submission. Since the algorithm is only able to state the relative expertise of individuals in the

network (according to their received energy value), then it is desirable to restrict conflict of interest referees from receiving any energy at all. Therefore, it is best to assume that conflict of interest referees are equivalent to non-expert referees since neither should be reviewing. For example, imagine the 5 bids for submission number 15 presented in Table 1. Each bid refers to that particular program committee member’s subjective understanding of their relation to the submission. Recall from the introduction that a bid of 1 refers to an expert who wants to review the submission, a bid of 2 is an expert, a bid of 3 is a non-expert, and a bid of 4 signifies a conflict of interest situation.

| sub/pcm | 1 | 2 | 3 | 4 | 5 |
|---------|---|---|---|---|---|
| 15 | 4 | 2 | 3 | 1 | 1 |

Table 1: Example bid vector for 5 referees on submission 15

The most optimal energy distribution over the the set of referees in Table 1 would be $0 = \vec{e}_1 \approx \vec{e}_3 << \vec{e}_2 \approx \vec{e}_4 = \vec{e}_5 \leq 1$. The optimal energy distribution ensures that those individuals who receive the most energy in the network are experts and those who do not are non-experts and conflict of interest referees. The hypothesis is that the proposed referee identification algorithm, in its current form, will be able to make a statistically significant distinction between experts, non-experts, and conflict of interest referees. This hypothesis is validated by comparing the energy values in the respective bid category buckets.

3.2 The Results of the Proposed Algorithms

The results of the described experiment are presented for the entire 2005 JCDL submission archive. Figure 4a provides the total amount of energy each referee bid group received over all 124 submissions. Since the size of the referee populations differ for each bid category, the average energy value for any referee in their respective bid group is provided in Figure 4b.

A t-test between the energy values of the different bid categories was performed. Table 2 provides the t-test p-values. In line with the hypothesis, the proposed referee identification algorithm is able to make a statistically significant distinction between expert, non-expert, and conflict of interest

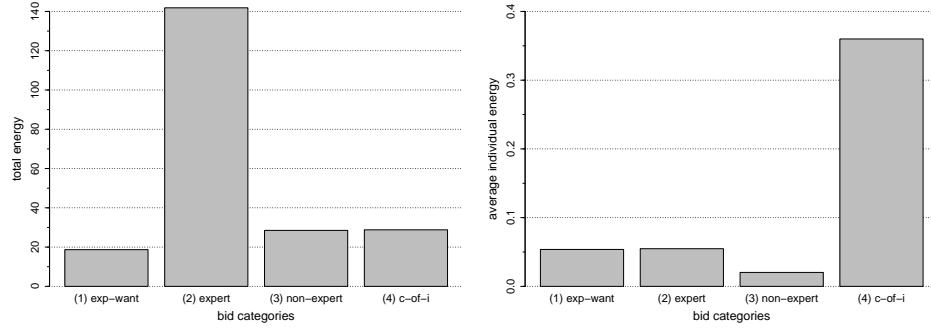


Figure 4: a.) energy distribution over bid categories b.) average referee energy

| bid | 1 | 2 | 3 | 4 |
|-----|----------|----------|----------|----------|
| 1 | 1.0 | 0.81 | 0.0005 | 1.72e-08 |
| 2 | 0.81 | 1.0 | 2.82e-14 | 1.09e-08 |
| 3 | 0.0005 | 2.82e-14 | 1.0 | 6.64e-10 |
| 4 | 1.72e-08 | 1.09e-08 | 6.64e-10 | 1.0 |

Table 2: t-test p-values for each bid category pairs

referees. The algorithm cannot make a significant distinction between experts and experts wanting review (bid groups 1 and 2). This could mean that the co-authorship network does not contain information about current research interest of a scientist, only their domain of expertise.

The results demonstrate that conflict of interest referees are assigned the most particle energy in the network. This would be expected since conflict of interests are usually closely related in expertise to the author of the submission (i.e. are the author themselves or have co-authored with the author previously). The reason that authors of the submission receive an excessive amount of energy is due in large part to the fact that authors cite themselves more often than not and therefore would receive a high energy amount with respect to their own manuscript. This is the situation that made itself apparent in (Rodriguez et al., 2006). Furthermore, individuals who have co-authored with the authors of the submission (those individuals one step away from the authors in the co-authorship network) would also tend to receive a large amount of energy. If energy is a measure of the amount of decision-making influence that a referee should have with respects to the manuscript, as described in (Rodriguez et al., 2006), then it is desirable to ensure that conflict of interest referees receive no positive particle energy. Therefore, the next section will provide a modification to the proposed algorithm in order to reduce the amount of energy that conflict of interest referees receive.

3.3 The Results of the Modified Proposed Algorithm

To reduce the influence of conflict of interest referees, this section outlines an extension to the algorithm presented thus far. In the modified algorithm, a negative energy swarm is placed into the network at the submission author nodes as shown in Figure 5. It is hypothesized that by restricting authors of the manuscript and those individuals related to the authors of the manuscript from accumulating positive energy, in this manner, many conflict of interest situations may be circumvented.

A negative energy particle was defined with the following properties: $\epsilon = -1000.0$, $\delta = 0.0$. Obviously, if the co-authorship network is connected, then a 'black-out' swarm with no decay, that can propagate indefinitely will remove all positive energy in the network. Therefore, the k of the negative energy distribution is varied to determine the neighborhood in which the

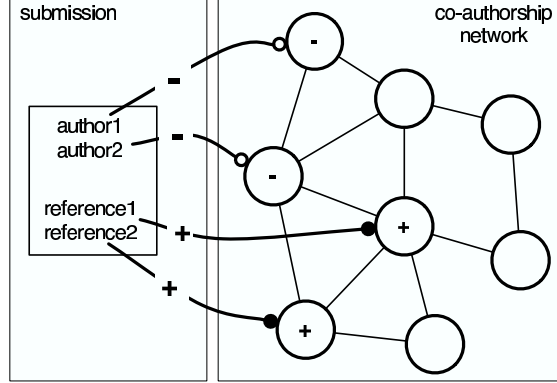


Figure 5: The application of positive and negative energy particle-swarms

inhibitive effects of the 'black-out' swarm are most appropriate.

As presented in Figure 6a, the most optimal k -step for the negative energy particle-swarm is approximately 2. At $k \approx 2$, the proportion of energy located at expert referees is the greatest, and the proportion of energy located at conflict of interest and non-expert referees is the lowest. Note that when the propagation algorithm is complete, any node with less than 0 energy has 0 energy added to their respective bid category. Furthermore, $k = 0$ is when no 'black-out' is distributed to the manuscript's author nodes and therefore is equivalent to the original version of the algorithm.

Figure 6b normalizes the energy distribution by the population size of the different bid groups. This normalization provides the average amount of energy that a referee in a particular bid group receives. Notice that conflict of interest individuals whom are not effected by the 'black-out' still retain the highest amount of energy. Fortunately, these conflict of interest individuals have very little influence in the peer-review decision-making process since their combined energy is limited with respects to the expert individuals, Figure 6a.

Finally, Figure 7 shows the energy distributions on a log/log scale for the least optimal ($k = 0$) and most optimal ($k = 2$) negative energy distributions. What is apparent is that for all referee types, except conflict of interest referees, the energy distribution follows a power-law when $k = 0$. This further demonstrates that most conflict of interest referees are located,

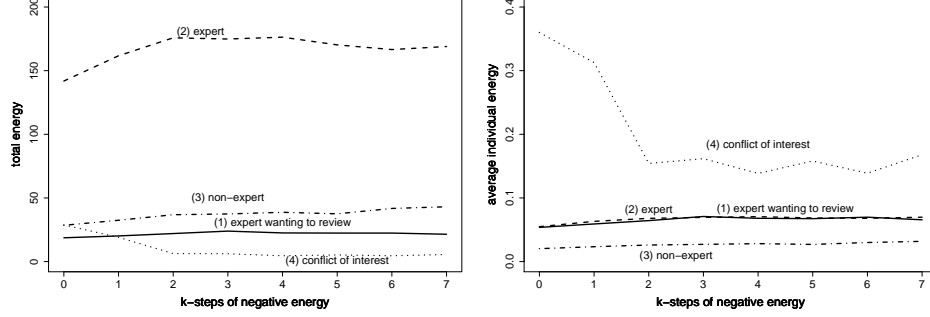


Figure 6: a.) A 'black-out' distribution for varying k b.) average referee energy

in the co-authorship network, in the vicinity of the submission's author(s) because as particle energy decays over time, the highest energy values are distributed early in the diffusion process.

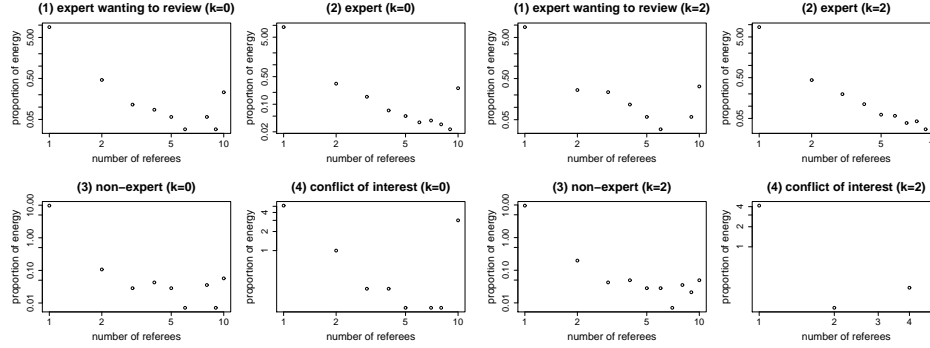


Figure 7: a.) $k = 0$ log/log energy distributions b.) $k = 2$ log/log energy distributions

4 Future Research

It can be concluded from Figures 6 and 7, that the 'black-out' particle-swarm is able to remove a significant amount of energy from the conflict of interest referees. Unfortunately, not all conflict of interest referee energy is reduced

to zero. This may be because co-authorship relationships are not the only reason that conflict of interest situations emerge. We can only speculate that the incorporation of other relational information such as funding networks and institutional networks might provide the necessary network edges that will allow the 'black-out' particle-swarm to remove more of the conflict of interest referees. This idea will be left to future research in this area.

It is important to further emphasize that this algorithm has only been validated on a co-authorship network that is focused on the computer sciences for which the digital library research agenda is a particular sub-domain. Different scientific disciplines will have different network topologies (Newman, 2004) and therefore may require different particle-swarm parameters. Therefore, conflict of interest situations may not be so easily defined as those individuals 1 or 2 steps away in the co-authorship network. We conclude that this algorithm, before being implemented within a specific community other than the digital library community, be validated using the methodology described in this paper.

5 Conclusion

The peer-review process, in its present form, is mainly mediated by human-efforts. The roles of these individuals are the authors, referees, and journal editors or conference organizers. This paper outlined an automatic referee identification algorithm that requires no human intervention, is computationally efficient, and can, to some extent, automatically identify conflict of interest situations. This research along with (Rodriguez et al., 2006), provides the foundation for implementing a peer-review system that is mediated by only two human-components: authors and referees. This level of automation provides the necessary infrastructure to decouple the publication process from the peer-review process. Furthermore, a quantified peer-review service opens the peer-review process as an object of scientific inquiry.

There is an inherent paradox associated with referee identification. On the one hand, it is important to locate the most qualified referees to review a manuscript, while on the other, it is important to remove conflict of interest referees from the review process. The paradox lies in the fact that many of the most qualified referees are conflict of interest referees. Therefore, an

automated referee identification algorithm must balance between accepting qualified referees while at the same time reject conflict of interest referees. It can only be concluded that the current ‘honor system’ will continue to play an important role in the peer-review process as no computer algorithm to date is perfect at identifying all conflict of interest situations.

6 Acknowledgments

This research could not have been conducted if it were not for the support of the 2005 JCDL program chair and steering committee. Herbert Van de Sompel supported this research through data acquisition. This research was financially supported by the Los Alamos National Laboratory.

References

- Basu, C., Hirsh, H., Cohen, W., & Nevill-Manning, C. (2001). Technical paper recommendation: A study in combining multiple information sources. *Journal of Artificial Intelligence Research*, 14, 231–252.
- Crestani, F. (1997). Application of spreading activation techniques in information retrieval. *Artificial Intelligence Review*, 11(6), 453–582.
- Dumais, S. T., & Nielsen, J. (1992). Automating the assignment of submitted manuscripts to reviewers. In *Research and Development in Information Retrieval*, pp. 233–244.
- Guervós, J. J. M., & Valdivieso, P. A. C. (2004). Conference paper assignment using a combined greedy/evolutionary algorithm. In *Proceedings of the International Conference on Parallel Problem Solving from Nature*, pp. 602–611.
- Liu, X., Bollen, J., Nelson, M. L., & de Sompel, H. V. (2005). Co-authorship networks in the digital library research community. *Information Processing and Management*, 41(6), 1462–1480.
- Newman, M. E. J. (2001). Scientific collaboration networks: I. network construction and fundamental results. *Physical Review*, 64(1).
- Newman, M. E. J. (2004). Coauthorship networks and patterns of scientific collaboration. *Proceedings of the National Academy of Science*, 101, 5200–5205.

- Rodriguez, M. A., & Bollen, J. (2005). Simulating network influence algorithms using particle-swarms: Pagerank and pagerank-priors. *Journal of Complexity*, [submitted].
- Rodriguez, M. A., Bollen, J., & de Sompel, H. V. (2006). The convergence of digital libraries and the peer-review process. *Journal of Information Science*, 32(2), 151–161.
- Sumner, T. (2005). Report on the fifth ACM/IEEE joint conference on digital libraries - cyberinfrastructure for research and education. *D-Lib Magazine*, 11(7/8).
- White, S., & Smyth, P. (2003). Algorithms for estimating relative importance in networks. In *KDD '03: Proceedings of the ninth ACM SIGKDD International Conference on Knowledge Discovery and Data Mining*, pp. 266–275, New York, NY, USA. ACM Press.
- Yarowsky, D., & Florian, R. (1999). Taking the load off the conference chairs: towards a digital paper-routing assistant. In *Proceedings of the 1999 Joint SIGDAT Conference on Empirical Methods in NLP and Very-Large Corpora*.