

# AN INTELLIGENT TEXT DATA ENCRYPTION AND COMPRESSION FOR HIGH SPEED AND SECURE DATA TRANSMISSION OVER INTERNET

*Dr. V.K. Govindan<sup>1</sup>  
B.S. Shajee mohan<sup>2</sup>*

1. Prof. & Head CSED, NIT Calicut, Kerala
2. Assistant Prof., CSED, L.B.S.C.E., Kasaragod, Kerala.

## ABSTRACT

Compression algorithms reduce the redundancy in data representation to decrease the storage required for that data. Data compression offers an attractive approach to reducing communication costs by using available bandwidth effectively. Over the last decade there has been an unprecedented explosion in the amount of digital data transmitted via the Internet, representing text, images, video, sound, computer programs, etc. With this trend expected to continue, it makes sense to pursue research on developing algorithms that can most effectively use available network bandwidth by maximally compressing data. It is also important to consider the security aspects of the data being transmitted while compressing it, as most of the text data transmitted over the Internet is very much vulnerable to a multitude of attacks. This presentation is focused on addressing this problem of lossless compression of text files with an added security. Lossless compression researchers have developed highly sophisticated approaches, such as Huffman encoding, arithmetic encoding, the Lempel-Ziv (LZ) family, Dynamic Markov Compression (DMC), Prediction by Partial Matching (PPM), and Burrows-Wheeler Transform (BWT) based algorithms. However, none of these methods has been able to reach the theoretical best-case compression ratio consistently, which suggests that better algorithms may be possible. One approach for trying to attain better compression ratios is to develop new compression algorithms. An alternative approach, however, is to develop intelligent, reversible transformations that can be applied to a source text that improve an existing, or backend, algorithm's ability to compress and also offer a sufficient level of security of the transmitted information. The latter strategy has been explored here

Michael Burrows and David Wheeler recently released the details of a transformation function that opens the door to some revolutionary new data compression techniques. The Burrows-Wheeler Transform, or *BWT*, transforms a block of data into a format that is extremely well suited for compression. The block sorting algorithm they developed works by applying a reversible transformation to a block of input text. The transformation does not itself compress the data, but reorders it to make it easy to compress with simple algorithms such as move to front encoding.

The basic philosophy of our secure compression is to preprocess the text and transform it into some intermediate

form which can be compressed with better efficiency and which exploits the natural redundancy of the language in making the transformation. A strategy called Intelligent Dictionary Based Encoding (IDBE) is discussed to achieve this. It has been observed that a preprocessing of the text prior to conventional compression will improve the compression efficiency much better. The intelligent dictionary based encryption provides the required security.

**Key words:** Data compression, BWT, IDBE, Star Encoding, Dictionary Based Encoding, Lossless

## 1. RELATED WORK AND BACKGROUND

In the last decade, we have seen an unprecedented explosion of textual information through the use of the Internet, digital library and information retrieval system. It is estimated that by the year 2004 the National Service Provider backbone will have an estimated traffic around 30000Gbps and that the growth will continue to be 100% every year. The text data competes for 45% of the total Internet traffic. A number of sophisticated algorithms have been proposed for lossless text compression of which BWT and PPM out perform the classical algorithms like Huffman, arithmetic and LZ families of Gzip and Unix compress. The BWT is an algorithm that takes a block of data and rearranges it using a sorting algorithm. The resulting output block contains exactly the same data elements that it started with, differing only in their ordering. The transformation is reversible; meaning the original ordering of the data elements can be restored with no loss of fidelity.

The BWT is performed on an entire block of data at once. Most of today's familiar lossless compression algorithms operate in streaming mode, reading a single byte or a few bytes at a time. But with this new transform, we want to operate on the largest chunks of data possible. Since the BWT operates on data in memory, you may encounter files too big to process in one fell swoop. In these cases, the file must be split up and processed a block at a time. The output of the BWT transform is usually piped through a move-to-front stage, then a run length encoder stage, and finally an entropy encoder, normally arithmetic or Huffman coding. The actual command line to perform this sequence will look like this:

```
BWT < input-file | MTF | RLE | ARI >  
output-file
```

The decompression is just the reverse process and look like this

```
UNARI input-file | UNRLE | UNMTF |
UNBWT > output-file
```

An alternate approach to this is to perform a lossless, reversible transformation to a source file prior to applying an existing compression algorithm. The transformation is designed to make it easier to compress the source file. The star encoding is generally used for this type of pre processing transformation of the source text. Star-encoding works by creating a large dictionary of commonly used words expected in the input files. The dictionary must be prepared in advance, and must be known to the compressor and decompressor.

Each word in the dictionary has a star-encoded equivalent, in which as many letters as possible are replaced by the '\*' character. For example, a commonly used word such *the* might be replaced by the string *t\*\**. The star-encoding transform simply replaces every occurrence of the word *the* in the input file with *t\*\**.

Ideally, the most common words will have the highest percentage of '\*' characters in their encoding. If done properly, this means that transformed file will have a huge number of '\*' characters. This ought to make the transformed file more compressible than the original plain text. The existing star encoding does not provide any compression as such but provide the input text a better compressible format for a later stage compressor. The star encoding is very much weak and vulnerable to attacks. As an example, a section of text from Project Gutenberg's version of *Romeo and Juliet* looks like this in the original text:

But soft, what light through yonder window  
breaks?

It is the East, and Iuliet is the Sunne,

Arise faire Sun and kill the enuious  
Moone,

Who is already sicke and pale with grieve,  
That thou her Maid art far more faire then  
she

Running this text through the star-encoder yields the following  
text:

B\*\* \*of\*, \*\*a\* \*\*g\*\* \*\*\*\*\*g\* \*\*\*d\*r \*\*\*do\*  
b\*e\*\*\*?

It \*s \*\*\* E\*\*t, \*\*d \*\*\*i\*\* \*s \*\*\* \*u\*\*e,

A\*\*\*e \*\*\*i\*\* \*un \*\*d k\*\*\* \*\*\* e\*\*\*\*\*  
M\*\*\*\*,

\*ho \*s a\*\*\*\*\* \*\*c\*e \*\*d \*\*le \*\*\*h \*\*\*\*\*fe,

\*\*\*t \*\*\*u \*e\* \*ai\* \*r\* f\*r \*\*r\* \*\*\*i\*\* \*\*\*n  
s\*\*

You can clearly see that the encoded data has exactly the same number of characters, but is dominated by stars. It certainly

looks as though it is more compressible and at the same time does not offer any serious challenge to the hacker!

## 2. AN INTELLIGENT DICTIONARY BASED ENCODING

In these circumstances we propose a better encoding strategy, which will offer higher compression ratios and better security towards all possible ways of attacks while transmission. The objective of this paper is to develop a better transformation yielding greater compression and added security. The basic philosophy of compression is to transform text in to some intermediate form, which can be compressed with better efficiency and more secure encoding, which exploits the natural redundancy of the language in making this transformation. We have explained the basic approach of our compression method in the previous sentence but let us use the same sentence as an example to explain the point further. Let us rewrite it with a lot of spelling mistakes: *Our philosophy of compression is to trasfom the txt into som intermediate form which can be compresed with bettr efficiency and which xploits the natural redundancy of the language in making this transformation.* Most people will have no problem to read it. This is because our visual perception system recognizes each word with an approximate signature pattern for the word opposed to an actual and exact sequence of letters and we have a dictionary in our brain, which associates each misspelled word with a corresponding, correct word. The signatures for the word for computing machinery could be arbitrary as long as they are unique. The algorithm we developed is a two step process consisting

Step1: Make an intelligent dictionary

Step2: Encode the input text data

The entire process can be summerised as follows.

### 2.1 Encoding Algorithm

Start encode with argument input file *inp*

A. Read the dictionary and store all words and their codes in a table

B . While *inp* is not empty

1.Read the characters from *inp* and form tokens.

2. If the token is longer than 1 character, then

1.Search for the token in the table

2. If it is not found,

1.Write the token as such in to the output file.

Else

1.Find the length of the code for the word.

2.The actual code consists of the length concatenated with the code in the table, the length serves as a marker while decoding

and is represented by the ASCII characters 251 to 254 with 251 representing a code of length 1, 252

3. Write the actual code into the output file.

4. read the next character and neglect the it if it is a space. If it is any other character, make it the first character of the next token and go back to B, after inserting a marker character (ASCII 255) to indicate the absence of a space

Else

1. Write the 1 character token

2. If the character is one of the ASCII characters 251 –255, write the character once more so as to show that it is part of the text and not a marker

Endif

End (While)

C. Stop.

## 2.2. Dictionary Making Algorithm

Start MakeDict with multiple source files as input

1. Extract all words from input files.
2. If a word is already in the table increment the number of occurrence by 1, otherwise add it to the table and set the number occurrence to 1.
3. Sort the table by frequency of occurrences in descending order.
4. Start giving codes using the following method:
  - i). Give the first 218 words the ASCII characters 33 to 250 as the code.
  - ii). Now give the remaining words each one permutation of two of the ASCII characters (in the range 33 – 250), taken in order. If there are any remaining words give them each one permutation of three of the ASCII characters and finally if required permutation of four characters.
5. Create a new table having only words and their codes. Store this table as the Dictionary in a file.
6. Stop.

As an example, a section of the text from Canterbury corpus version of *bible.txt* looks like this in the original text:

In the beginning God created the heaven and the earth.

And the earth was without form, and void; and darkness was upon the face of the deep. And the Spirit of God moved upon the face of the waters.

And God said, Let there be light: and there was light.

And God saw the light, that it was good: and God divided the light from the darkness.

And God called the light Day, and the darkness he called Night. And the evening and the morning were the first day.

And God said, Let there be a firmament in the midst of the waters, and let it divide the waters from the waters.

And God called the firmament Heaven. And the evening and the morning were the second day.

Running the text through the Intelligent Dictionary Based Encoder (IDBE) yields the following text:

û©û!ü%;ûNû'Êû!ü" fû"û!û~ÿ. û\*û!û~û5û"8û"}ÿ, û"û2Ôÿ;  
û"û%Lû5ûYû!ü"nû#û!û&"ÿ.  
û\*û!û%Îû#ûNû&ÇûYû!ü"nû#û!û#Êÿ.

û\*ûNûAÿ, û"û]û.û"ÿ: û"û]û5û"ÿÿ.

û\*ûNû"Qû!ü"ÿÿ, û!û1û5û2ÿ: û"ûNû(Rû!ü"ÿû;û!û%Lÿ.

û\*ûNûóû!ü"ÿ%...ÿ, û"û!û%Lû-ûóû9[ÿ.  
û\*û!û'û"û!û#û!ûSû!û°ûÿÿ.

û\*ûNû, û!û6□ÿ,  
û"û(Rû!û#Êû:ûSû"2û!û6□û;û!û#Êû:ûSû", û!û6□ÿ: û"û1û5ûÿÿ.

û\*ûNûóû!û6•û#Wÿ. û\*û!û'û"û!û#û!ûSû!û"ßûÿÿ

It is clear from the above sample data that the encoded text provide a better compression and a stiff challenge to the hacker! It may look as if the encoded text can be attacked using a conventional frequency analysis of the words in the encoded text, but a detailed inspection of the dictionary making algorithm reveal that it is not so. An attacker can decode the encoded text only if he knows the dictionary. The dictionary on the other hand is a dynamically created one. It depends on the nature of the text being encoded. The nature of the text differs for different sessions of communication between a server and client. In addition to this fact we suggest a stronger encryption strategy for the dictionary transfer. A proper dictionary management and transfer protocol can be adopted for a more secure data transfer.

## 2.3. Dictionary Management and Transfer Protocol

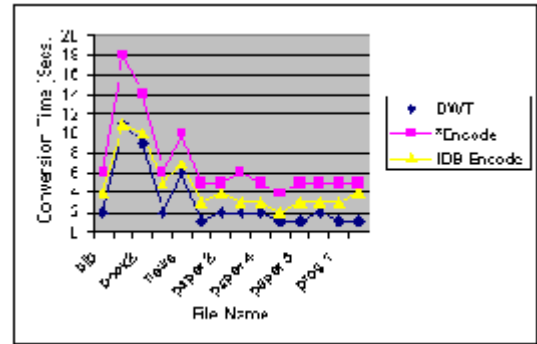
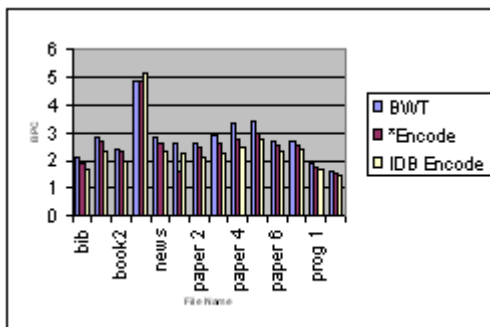
In order to make the system least vulnerable to possible attacks by hackers, a suitable dictionary management and transfer protocol can be devised. This topic is currently in our consideration, but so far we haven't implemented any models for this as such. One suggested method for dictionary transfer between server and client can be as per SSL (Secure Socket Layer) Record Protocol, which provides basic security services to various higher-level protocols such as HyperText Transport Protocol (HTTP). A typical strategy can be accepted as follows:

The first step is to fragment the dictionary in to chunks of suitable size, say 16KB. Then an optional compression can be applied. The next step is to compute a message authentication code (MAC) over the compressed data. A secret key can be used for this purpose. Cryptographic hash algorithm such as SHA-1 or MD5 can be used for the calculation. The compressed dictionary fragment and the MAC are encrypted using symmetric encryption such as IDEA, DES or Fortezza. The final process is to prepend the encrypted dictionary fragment with the header.

### 3. PERFORMANCE ANALYSIS

The performance issues such as Bits Per Character (BPC) and conversion time are compared for the three cases i.e., simple BWT, BWT with Star encoding and BWT with Intelligent Dictionary Based Encoding (IDBE). The results are shown graphically and prove that BWT with IDBE out performs all other techniques in compression ratio, speed of compression (conversion time) and have higher level of security.

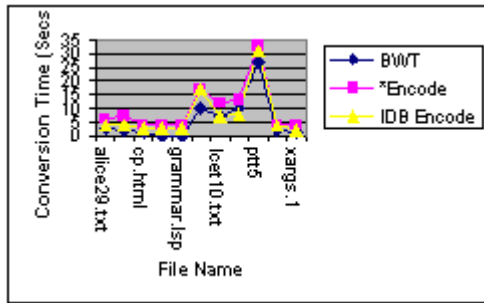
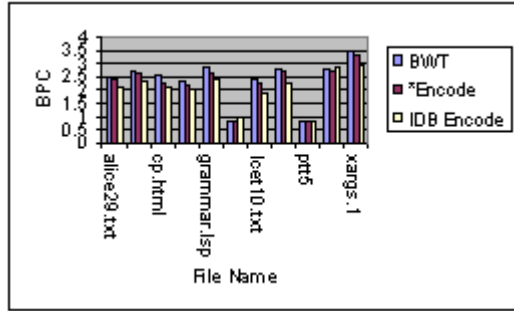
**Fig.1.0:** BPC & Conversion time comparison of transform with BWT, BWT with \*Encoding and BWT with IDBE for Calgary corpus files.



**Table 1.0:** BPC comparison of simple BWT, BWT with \*Encode and BWT with IDBE in Calgary corporses

Calgary corporses							
File Names	File size Kb	BWT		BWT with *Encode		BWT with IDBE	
		BPC	Time	BPC	Time	BPC	Time
bib	108.7	2.11	1	1.93	6	1.69	4
book1	750.8	2.85	11	2.74	18	2.36	11
book2	596.5	2.43	9	2.33	14	2.02	10
geo	100.0	4.84	2	4.84	6	5.18	5
news	368.3	2.83	6	2.65	10	2.37	7
paper1	51.9	2.65	1	1.59	5	2.26	3
paper2	80.3	2.61	2	2.45	5	2.14	4
paper3	45.4	2.91	2	2.60	6	2.27	3
Paper4	13.0	3.32	2	2.79	5	2.52	3
Paper5	11.7	3.41	1	3.00	4	2.8	2
Paper6	37.2	2.73	1	2.54	5	2.38	3
progc	38.7	2.67	2	2.54	5	2.44	3
prog1	70.0	1.88	1	1.78	5	1.70	3
trans	91.5	1.63	2	1.53	5	1.46	4

**Fig.2.0 :** BPC & Conversion time comparison of transform with BWT, BWT with \*Encoding and BWT with IDBE for Canterbury corpus files.



**Table 2.0:** BPC comparison of simple BWT, BWT with \*Encode and BWT with IDBE in Canterbury corpuses

Cantebury corpuses							
File Names	File size Kb	BWT		BWT with *Encode		BWT with IDBE	
		BPC	Ti me	BPC	Ti me	BPC	Ti me
alice29.txt	148.5	2.45	3	2.39	6	2.11	4
Asyoulik.txt	122.2	2.72	2	2.61	7	2.32	4
cp.html	24.0	2.6	1	2.27	4	2.13	3
fields.c	10.9	2.35	0	2.20	4	2.06	3
grammar.lsp	3.60	2.88	0	2.67	4	2.44	3
kennedy.xls	1005.6	0.81	10	0.82	17	0.98	17
lcet10.txt	416.8	2.38	7	2.25	12	1.87	7
plrabn12.txt	470.6	2.80	10	2.69	13	2.30	8
ptt5	501.2	0.85	27	0.85	33	0.86	31
sum	37.3	2.80	2	2.75	4	2.89	4
xargs.1	4.1	3.51	1	3.32	4	2.93	2

## 4. CONCLUSION

In an ideal channel, the reduction of transmission time is directly proportional to the amount of compression. But in a typical Internet scenario with fluctuating bandwidth, congestion and protocols of packet switching, this does not hold true. Our results have shown excellent improvement in text data compression and added levels of security over the existing methods. These improvements come with additional processing required on the server/nodes

## 3. REFERENCES

1. M. Burrows and D. J. Wheeler. "A Block-sorting Lossless Data Compression Algorithm", *SRC Research Report 124*, Digital Systems Research Centre
2. H. Kruse and A. Mukherjee. "Data Compression Using Text Encryption", *Proc. Data Compression Conference*, 1997, IEEE Computer Society Press, 1997, p. 447.
3. H. Kruse and A. Mukherjee. "Preprocessing Text to Improve Compression Ratios", *Proc. Data Compression Conference*, 1998, IEEE Computer Society Press, 1997, p. 556.
4. N.J. Larsson. "The Context Trees of Block Sorting Compression", *Proceedings of the IEEE Data Compression Conference*, March 1998, pp. 189-198.
5. A. Moffat. "Implementing the PPM Data Compression Scheme", *IEEE Transactions on Communications*, COM-38, 1990, pp. 1917-1921.
6. T. Welch, "A Technique for High-Performance Data Compression", *IEEE Computer*, Vol. 17, No. 6, 1984.
7. R. Franceschini, H. Kurse, N. Zhang, R. Iqbal and A. Mukherjee, "Lossless, Reversible Transformations that Improve Text Compression Ratios", submitted to *IEEE Transactions on Multimedia Systems* (June 2000).
8. F. Awan, and A. Mukherjee, "LIPT: A lossless Text Transform to Improve Compression", *Proceedings of International Conference on Information and Theory: Coding and computing*, IEEE Computer Society, Las Vegas Nevada, April 2001.
9. N. Motgi and A. Mukherjee, "Network Conscious Text Compression Systems (NCTCSys)", *Proceedings of International Conference on Information and Theory: Coding and Computing*,

IEEE Computer Society, Las Vegas Nevada, April 2001.

10. F. Awan, Nan Zhang N. Motgi, R.Iqbal and A. Mukherjee, "LIPT: A reversible Lossless Text Transformation to Improve Compression Performance", *Proceedings of data Compression Conference*, Snowbird, Utah, March, 2001.
11. Dr. V. K. Govindan, B.S. Shajee Mohan "IDBE - An Intelligent Dictionary Based Encoding Algorithm for Text Data Compression for High Speed Data Transmission Over Internet" *Proceeding of the International Conference on Intelligent Signal Processing and Robotics* IIT Allahabad February 2004.(Selected for presentation.).