

# Numerical resolution of some BVP using Bernstein polynomials

Gianluca Argentini

gianluca.argentini@riellogroup.com

*Research & Development Department*

*Riello Burners*, 37048 San Pietro di Legnago (Verona), Italy

October 2005

## Abstract

In this work we present a method, based on the use of Bernstein polynomials, for the numerical resolution of some boundary values problems. The computations have not need of particular approximations of derivatives, such as finite differences, or particular techniques, such as finite elements. Also, the method doesn't require the use of matrices, as in resolution of linear algebraic systems, nor the use of like-Newton algorithms, as in resolution of non linear sets of equations. An initial equation is resolved only once, then the method is based on iterated evaluations of appropriate polynomials.

## 1 Basic concepts

Let  $B_{n,i}$  the  $i$ -th  $n$ -degree *Bernstein polynomial* (see [1]):

$$B_{n,i}(t) = \binom{n}{i} t^i (1-t)^{(n-i)}, \quad t \in [0, 1] \quad (1)$$

Let  $\mathbf{P}_i = (p_i, q_i) \in \mathbb{R}^2$ , with  $0 \leq i \leq n$ . Then we can consider, from  $[0, 1]$  to  $\mathbb{R}^2$ , the *Bézier curve* (see [2]) spawned by the array of points  $(\mathbf{P}_i)_{0 \leq i \leq n}$ :

$$bz(t) = \sum_{i=0}^n B_{n,i}(t) \mathbf{P}_i \quad (2)$$

Let  $y = f(x)$  a real differentiable function define on an interval  $[a, b]$  of  $\mathbb{R}$ , and let  $(\psi(t), \phi(t))$ , with  $t \in [0, 1]$ , a possible parametric representation for  $f$ . Then, if  $t \in [0, 1]$ , we have  $x = \psi(t)$ ,  $y(x) = f(\psi(t)) = \phi(t)$  and, if  $x_0 = \psi(t_0)$ ,  $\phi'(t_0) = f'(x_0)\psi'(t_0)$  (see [3]). Therefore, if  $\psi'(t_0) \neq 0$ ,

$$\frac{df}{dx}(x_0) = \frac{\phi'(t_0)}{\psi'(t_0)} \quad (3)$$

If  $f \in C^k([a, b])$ , than the Bézier curve

$$bz(t) = \sum_{i=0}^n B_{n,i}(t) \left( \frac{i}{n}, f\left(\frac{i}{n}\right) \right) \quad (4)$$

and its derivatives until the  $k$ -th order are uniformly convergent to  $f$  and its derivatives for  $n \rightarrow +\infty$ .

For our purposes, we'll transform a differential equation  $F(y^{(k)}(x), x) = y(x)$ ,  $x \in [a, b]$ , from cartesian to parametric representation. As example, using the above notations and relations, the first degree ODE  $y'(x) = x + y^2(x)$ , supposed  $\psi'(t) \neq 0$  in  $(0, 1)$ , can be written in this form:

$$\frac{\phi'(t)}{\psi'(t)} = \psi(t) + (\phi(t))^2 \quad (5)$$

Boundary values  $y(a) = y_a, y(b) = y_b$  can be written in the form  $\phi(0) = \phi_a = y_a, \phi(1) = \phi_b = y_b$ , where  $a = \psi(0)$  and  $b = \psi(1)$ .

A result on the theoretical resolution of an initial value problem for a particular ordinary differential equation is given in ([4]).

## 2 The algorithm of Bernstein polynomials

Suppose we want a numerical solution for a BVP writable in the form

$$F(\phi^{(k)}(t), \psi(t)) = \phi(t), \quad t \in [0, 1], \quad \phi(0) = \phi_0, \phi(1) = \phi_1 \quad (6)$$

where  $0 \leq k \leq N$  for some  $N \in \mathbb{N}_+$ . Let  $A$  the array of the *control points*  $\{(a, y_a), (b, y_b)\}$ , and  $dt$  the grid step for the parameter  $t$ .

1. As first part of the algorithm, let  $(p, q)$  a pair of unknowns, and let  $bz_1 = (\psi_1(t), \phi_1(t))$  the Bézier curve spawned by the control points array  $A = \{(a, y_a), (p, q), (b, y_b)\}$ . Then we compute the values of  $p$  and  $q$  using the following two equations, obtained from the differential equation and from the boundary conditions respectively at  $t = 0$  and  $t = 1$ :

$$\begin{aligned} F(\phi_1^{(k)}(0), a) &= y_a \\ F(\phi_1^{(k)}(1), b) &= y_b \end{aligned}$$

This system can have more than one real solution; in this case we choose the pair with the value of  $p$  next to  $0.5(b + a)$ , the medium point of the cartesian interval  $[a, b]$ . We'll call the pair  $(p, q)$  the *pivot* point. If the system have not real solutions, this first step has no output.

The pivot is useful to obtain a first raw graphic profile of the solution  $y(x)$ , since the line from  $(a, y_a)$  to  $(p, q)$  is tangent to the Bézier curve at  $(a, y_a)$ , and similarly for  $(b, y_b)$  and  $(p, q)$  (see [2]).

2. As second part of the algorithm, we open a loop starting from  $m = 1$ . We evaluate the last Bézier curve  $bz_m = (\psi(t), \phi(t))$ , spawned by the actual control points array  $A$ , at the values  $t_0 = (m dt)$  and  $t_1 = (1 - m dt)$  of the parameter  $t$ . Note that  $\psi(t)$  and  $\phi(t)$  are polynomials. In this way we obtain the two points  $(\psi(t_0), \phi(t_0))$  and  $(\psi(t_1), \phi(t_1))$ . Then we can compute the *local errors*

$$e_0 = F(\phi^{(k)}(t_0), \psi(t_0)) - \phi(t_0), \quad e_1 = F(\phi^{(k)}(t_1), \psi(t_1)) - \phi(t_1) \quad (7)$$

These errors are an estimate about the approximation of the Bézier curve  $bz_m$  as solution of the BVP (6). With the values  $e_0$  and  $e_1$ , we can use a predefined criterion for deciding to exit from the loop or not. In the present work we use the following simple but effective criterion: let  $s_{new} = 0.5(e_1 + e_2)$  and  $s_{old}$  the corresponding value from the previous loop step. If  $|s_{new}| \geq |s_{old}|$ , then we exit from loop, else we insert the new points  $(\psi(t_0), \phi(t_0) + e_0), (\psi(t_1), \phi(t_1) + e_1)$  in the correct place of the control points array  $A$ , and perform a new step.

In any case, the loop finishes when a predefined maximum number of iterations is reached or when the product  $m dt$  is greater then the half of the interval  $[0, 1]$ .

This technique can be considered a particular case of the *collocation method* (see [5]) for the numerical solution of differential problems.

### 3 A BVP with a linear differential equation

As first application of the algorithm, we consider the following BVP:

$$y'(x) = y(x) \quad \forall x \in (0, 2), \quad y(0) = 1, \quad y(2) = e^2 \quad (8)$$

which has the analytical solution  $y = e^x$ . According to (3), the problem has the following form when referred to the new variable  $t \in [0, 1]$ :

$$\frac{\phi'(t)}{\psi'(t)} = \phi(t) \quad \forall t \in (0, 1), \quad \phi(0) = 1, \quad \phi(1) = e^2 \quad (9)$$

The first step of the algorithm gives as pivot the point  $(0.56344, 1.68501)$ . With a parametric step equal to 0.1, the algorithm exits only after 3 iterations, with a set of 9 control points. Then the analytical approximated solution of the problem is a Bézier curve of 8-th degree. In the following table we compare the numerical values between the approximated solution and the exact solution  $e^{x(t)}$  for  $t \in \{0.1i\}_{0 \leq i \leq 10}$ .

t	approx	exact
0.0	1.0	1.0
0.1	1.17821	1.19321
0.2	1.38942	1.42075
0.3	1.75235	1.77812
0.4	2.35041	2.34651
0.5	3.18769	3.15902
0.6	4.17184	4.14995
0.7	5.14898	5.14912
0.8	5.98714	5.99204
0.9	6.67677	6.67179
1.0	7.38906	7.38906

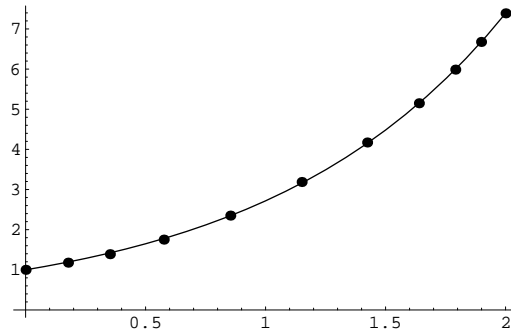


Figure 1: The continuous line is the graphic of the exact solution, while dots are the cartesian pairs of the numerical solution as in previous table.

In Fig.1 we compare the graphics of the two solutions.

## 4 A BVP with a non linear differential equation

In this section we consider the following BVP:

$$-\frac{1}{4}(y'(x))^2 + 4 = y(x) \quad \forall x \in (-1, 3), \quad y(-1) = 3, \quad y(3) = -5 \quad (10)$$

which has the analytical solution  $y = -x^2 + 4$ . In this case the solution has a local maximum in the interior of the domain. The problem has the following form when referred to the new variable  $t \in [0, 1]$ :

$$-\frac{1}{4}\left(\frac{\phi'(t)}{\psi'(t)}\right)^2 + 4 = \phi(t) \quad \forall t \in (0, 1), \quad \phi(-1) = 3, \quad \phi(3) = -5 \quad (11)$$

The first part of the algorithm gives as pivot the point  $(1.0, 7.0)$ . With a parametric step equal to 0.1, the algorithm exits only after 3 iterations, with a set of 9 control points. In the following table we compare the numerical values between the approximated solution and the exact solution  $-x^2(t)+4$  for  $t \in \{0.1i\}_{0 \leq i \leq 10}$ .

<b>t</b>	<b>approx</b>	<b>exact</b>
-1.0	3.0	3.0
-0.721242	3.43889	3.47981
-0.439246	3.80217	3.80706
-0.0632671	4.02617	3.996
0.429831	3.8453	3.81525
1.0	3.02132	3.0
1.57017	1.56462	1.53457
2.06327	-0.226895	-0.257071
2.43925	-1.95482	-1.94992
2.72124	-3.44608	-3.40516
3.0	-5.0	-5.0

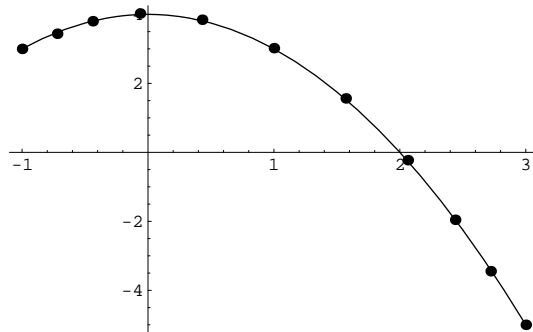


Figure 2: *The continuous line is the graphic of the exact solution, while dots are the cartesian pairs of the numerical solution as in previous table.*

In Fig.2 we compare the graphics of the two solutions.

## 5 A more subtle BVP

In this section we consider the following BVP:

$$y'(x) = x + y^2(x) \quad \forall x \in (0, 0.9), \quad y(0) = 1, \quad y(0.9) = 32.725 \quad (12)$$

which cannot be solved in terms of elementary functions (see [6]). The built-in function `NDSolve` of the package *Mathematica 4.0* (see [7]) is not able to solve it

directly, but we have numerically resolved the corresponding initial value problem for the condition  $y(0) = 1$ , and then found the value for  $y(0.9)$ . Note that, in the interval  $[0, 0.9]$  considered, the derivative  $y'$  is positive, hence the solution  $y$  is increasing. With a parametric step equal to 0.15, the algorithm of Bernstein polynomials exits after 2 iterations, with a set of 7 control points. In the following table we compare the numerical values between the approximated solution computed with this method (**Bps**) and the approximated solution computed using **NDSolve**.

<b>x</b>	<b>Bps</b>	<b>NDSolve</b>
0.0	1.0	1.0
0.13872	1.87331	1.17177
0.276777	2.77787	1.43186
0.418191	3.77639	1.85729
0.554867	4.80733	2.57996
0.674855	5.94924	3.84768
0.768333	7.55906	6.12075
0.831326	10.2845	10.0499
0.867159	14.9504	15.7566
0.885645	22.3191	22.256
0.9	32.725	32.725

We note that locally the differences of values between the two methods can be large, but globally our method gives the same qualitative informations as the *Mathematica* internal function, in particular the growth in the interval  $[0, 0.9]$  and the presence of a value  $x_0 > 0.9$  such that  $\lim_{x \rightarrow x_0} y(x) = +\infty$ . In Fig.3 we compare the graphics of the two solutions.

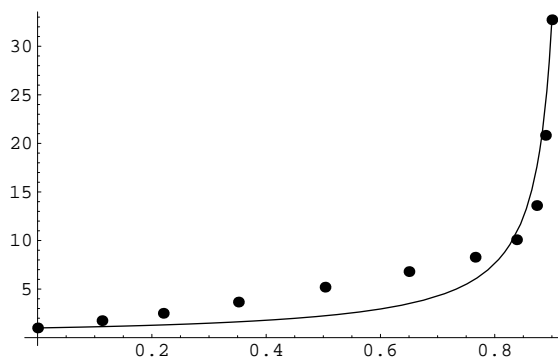


Figure 3: *The continuous line is the graphic obtained by the Mathematica function NDSolve, while dots are the cartesian pairs of the solution provided by the method of Bernstein polynomials.*

## 6 Technical notes

All the computations have been made using the software *Mathematica*, ver. 4.0, of Wolfram Research, on an Intel Xeon 3.2 GHz system. For an introduction to the use of this package in symbolic and numerical resolution of differential problems, see ([7]).

The basic Bernstein polynomials are build with the instructions

```
Bernstein[i, n] := Binomial[n, i] t^i (1-t)^(n-i);  
Bernstein[n] := Table[Bernstein[i, n], {i, 0, n}]
```

The symbolic derivative of Bernstein polynomials are computed with

```
D[Bernstein[i, n], t]
```

The Bézier curve are obtained using dot product:

```
Bezier[controlPoints_] := Bernstein[Length[controlPoints]-1].controlPoints
```

The computation of the pivot point is made using the built-in function `NSolve` for the resolution of a system of two equations. The evaluations of the Bézier curves at  $t$ -values are made using the transformation rules `/.` operator.

Electronic copies of the *notebooks* used for the numerical examples described in this work can be requested at the mail address [gianluca.argentini@gmail.com](mailto:gianluca.argentini@gmail.com).

## References

- [1] Lorentz, G.G. *Bernstein polynomials*, 2nd edition, Chelsea Publishing Company, New York (1986)
- [2] Piegl, L. and Tiller, W. *The NURBS book*, 2nd edition, Springer-Verlag, New York (1997)
- [3] Lipschutz, M. *Differential Geometry*, MacGraw-Hill, New York (1969)
- [4] Divnić, T. R. *On approximative solutions of some differential equations by mean of Bernstein polynomials*, Univ. Beograd. Publ. Elektrothen. Fak., Ser. Mat. 12, 12-15 (2001)
- [5] Funaro, D. *Polynomial approximation of differential equations*, Lecture Notes in Physics, Springer, Berlin (1992)
- [6] Edwards, C.H. and Penney, D.E. *Differential Equations and Boundary Value Problems*, 3th edition, Prentice-Hall, (2003)
- [7] Coombes, K.; Hunt, B.; Lipsman, R.; Osborn, J. and Stuck, G. *Differential Equations with Mathematica*, 2nd edition, John Wiley & Sons, Inc. (1998)