

Methods for Analytical Understanding of Agent-Based Modeling of Complex Systems

Gilson A. Giraldi Luis C. da Costa Adilson V. Xavier
Paulo S. Rodrigues
National Laboratory for Scientific Computing
Av. Getúlio Vargas, 333,
25651-075, Petrópolis, RJ, Brasil

Abstract

Von Neuman's work on universal machines and the hardware development have allowed the simulation of dynamical systems through a large set of interacting agents. This is a bottom-up approach which tries to derive global properties of a complex system through local interaction rules and agent behaviour. Traditionally, such systems are modeled and simulated through top-down methods based on differential equations. Agent-Based Modeling has the advantage of simplicity and low computational cost. However, unlike differential equations, there is no standard way to express agent behaviour. Besides, it is not clear how to analytically predict the results obtained by the simulation. Such observations got the attention of the scientific community and some techniques have been proposed in order to cover these gaps in the agent-based modeling field. In this paper we survey some of these methods. For expressing agent behaviour formal methods, like Stochastic Process Algebras have been used. Such approach is useful if the global properties of interest can be expressed as a function of stochastic time series. However, if space variables must be considered, that means, if the space distribution of agents is important we shall change the focus. In this case, multiscale techniques, based on Chapman-Enskog expansion was used to establish the connection between the microscopic dynamics (agent behaviour) and the macroscopic observables. Besides, knowledge discovery in agent systems is a NP problem. This is the motivation for using data mining techniques, like Principal Component Analysis (PCA), to study agent systems like Cellular Automata. With the help of these tools (Stochastic Process Algebras, Chapman-Enskog expansion and PCA) we will discuss a simple society model, a Lattice Gas Automaton for fluid modeling, and knowledge discovery in CA databases. Besides, we show the capabilities of the NetLogo, a free software for agent simulation of complex system and describe our experience with this package.

1. Introduction

With the development of the hardware the possibility of simulating a system by constructing a mathematical model and executing it on a computer has opened new frontiers in science and engineer [22, 31, 10, 30]. Traditionally, the mathematical model is based on differential equations connecting the macroscopic variables that define the system [22, 31]. For example, the majority of the fluid models follow the Eulerian formulation of fluid mechanics; that is, the fluid is considered as a continuous system subjected to Newton's and conservation Laws as well as state equations connecting the thermodynamic variables of pressure P , density ρ and temperature T [22]. This is a top-down approach which attempts to capture the nature of the relationships between macroscopic variables without been specific about the essence of the microscopic scales.

On the other hand, agent-based modeling tries to emulate the system behavior following another viewpoint [2, 30]. In this case, the model consists of a set of *agents* that encapsulate the behaviors of the *individuals* that make up the system, and execution consists of emulating these behaviors [7, 3, 21]. These are bottom-up models based on the description of the individuals (*agents*) and their local interactions as well as the belief that the macroscopic observables and their relationships can be derived from the microscopic (*agents*) interactions. For instance, that is the philosophy behind Lattice Gas Cellular Automata models for fluids [11] as well as some techniques for simulating social and ecological processes [3].

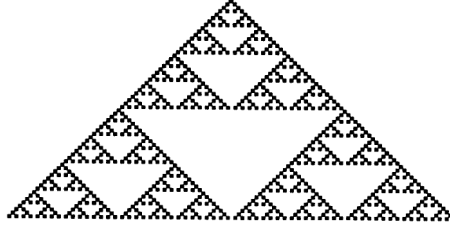


Figure 1. Evolution of CA given by rule in expression 4. In this case, the initial configuration is a finite one-dimensional lattice which has only one site with the value 1 (pictured in black).

$$0 * 2^7 + 1 * 2^6 + 0 * 2^5 + 1 * 2^4 + 1 * 2^3 + 0 * 2^2 + 1 * 2^1 + 0 * 2^0 = 90 \quad (6)$$

By observing this example, we see that there are $2^8 = 256$ such rules and for each one it can be assigned a *rule number* following the indexation illustrated on Expression (6). In [37], Wolfram proposes four basic classes of behavior for these rules (see also [5]):

- Class 1: Evolution leads to homogeneous state in which all the sites have the same value (Figure 2.a);
- Class 2: Evolution leads to a set of stable and periodic structures that are separated and simple (Figure 2.b);
- Class 3: Evolution leads to a chaotic pattern (Figure 2.c);
- Class 3: Evolution leads to complex structures (Figure 2.d).




Figure 2. Some examples of Wolfram's classification for one-dimensional ($r = 1$) CAs.

Other classifications based on Markovian processes and group properties can be also found in the literature [20, 13].

Despite of its local simplicity, knowledge discovery in CA is a NP problem. In fact, let us take a one-dimensional CA with a finite lattice L of size d . One may consider the question of whether a particular sequence of d site values can occur after T time steps in the evolution of the cellular automaton, starting from any initial state. Then, one may ask whether there exists any algorithm that can determine the answer in a time given by some polynomial in d and T . The question can certainly be answered by testing all sequences of possible initial site values, that is $(\#S)^d$. But this procedure requires a time that grows exponentially with d .

Nevertheless, if an initial sequence could be guessed, then it could be tested in a time polynomial in d and T . As a consequence, the problem is in the class NP which motivates the application of data mining techniques for knowledge discovery in CA. The next sections review PCA basic theory and its application for the analysis of the (traditional) set of rules composed by 256 1D cellular automata obtained when $r = 1, S = \{0, 1\}$.

3. Principal Component Analysis

Principal Component Analysis (**PCA**), also called Karhunen-Loeve, or KL method, can be seen as a method for data compression or dimensionality reduction [6] (see [24], section 5.11 also). Thus, let us suppose that the data to be compressed consist of N tuples or data vectors, from a n -dimensional space. Then, PCA searches for k n -dimensional orthonormal vectors that can best be used to represent the data, where $k \leq n$. Figure 3.a-b pictures this idea using a bidimensional representation. If we suppose the data points are distributed over the ellipse, it follows that the coordinate system $((\bar{X}, \bar{Y}))$ shown in Figure 3.b) is more suitable for representing the data set in a sense that will be formally described next.

Thus, let $S = \{\mathbf{u}_1, \mathbf{u}_2, \dots, \mathbf{u}_N\}$ be the data set represented on Figure 3. By now, let us suppose that the centroid of the data set is the center of the coordinate system, that means:

$$C_M = \frac{1}{N} \sum_{i=1}^N \mathbf{u}_i = \mathbf{0}. \tag{7}$$

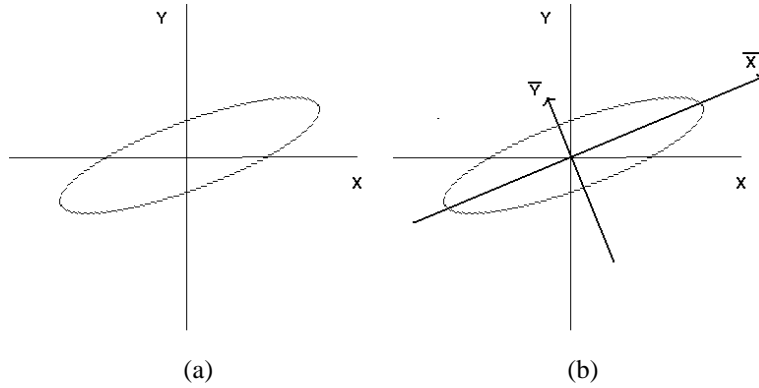


Figure 3. (a)Original dataset. (b) Extraction of the principal component.

To address the issue of compression, we need a vector basis that satisfies a proper optimization criterion (rotated axes in Figure 3.b). Following [24], consider the operations in Figure 4. The vector \mathbf{u}_j is first transformed to a vector \mathbf{v}_j by the matrix (transformation) A . Thus, we truncate \mathbf{v}_j by choosing the first m elements of \mathbf{v}_j . The obtained vector \mathbf{w}_j is just the transformation of \mathbf{v}_j by I_m , that is a matrix with 1s along the first m diagonal elements and zeros elsewhere. Finally, \mathbf{w}_j is transformed to \mathbf{z}_j by the matrix B . Let the square error defined as follows:

$$J_m = \frac{1}{N} \sum_{j=0}^N \|\mathbf{u}_j - \mathbf{z}_j\|^2 = \frac{1}{n} Tr \left[\sum_{j=0}^N (\mathbf{u}_j - \mathbf{z}_j) (\mathbf{u}_j - \mathbf{z}_j)^{*T} \right], \tag{8}$$

where Tr means the trace of the matrix between the square brackets and the notation $(*T)$ means the transpose of the complex conjugate of a matrix. Following Figure 4, we observe that $\mathbf{z}_j = BI_m A\mathbf{u}_j$. Thus we can rewrite (8) as:

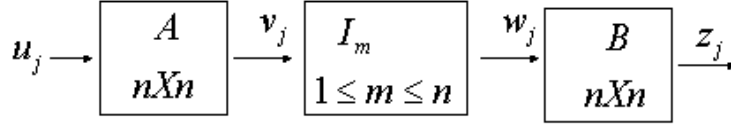


Figure 4. KL transform formulation.

$$J_m = \frac{1}{N} \text{Tr} \left[\sum_{i=0}^N (\mathbf{u}_j - BI_m A \mathbf{u}_j) (\mathbf{u}_j - BI_m A \mathbf{u}_j)^{*T} \right], \quad (9)$$

which yields:

$$J_m = \frac{1}{N} \text{Tr} \left[(I - BI_m A) R (I - BI_m A)^{*T} \right], \quad (10)$$

where:

$$R = \sum_{i=0}^N \mathbf{u}_j \mathbf{u}_j^{*T}. \quad (11)$$

Following the literature, we call R the covariance matrix. We can now stating the optimization problem by saying that we want to find out the matrices A, B that minimizes J_m . The next theorem gives the solution for this problem.

Theorem 1: The error J_m in expression (10) is minimum when

$$A = \Phi^{*T}, \quad B = \Phi, \quad AB = BA = I, \quad (12)$$

where Φ is the matrix obtained by the orthonormalized eigenvectors of R arranged according to the decreasing order of its eigenvalues.

Proof. To minimize J_m we first observe that J_m must be zero if $m = n$. Thus, the only possibility would be

$$I = BA \Rightarrow A = B^{-1}. \quad (13)$$

Besides, by remembering that

$$\text{Tr}(CD) = \text{Tr}(DC), \quad (14)$$

we can also write:

$$J_m = \frac{1}{n} \text{Tr} \left[(I - BI_m A)^{*T} (I - BI_m A) R \right]. \quad (15)$$

Again, this expression must be null if $m = n$. Thus:

$$J_n = \frac{1}{n} \text{Tr} \left[(I - BA - A^{*T} B^{*T} + A^{*T} B^{*T} BA) R \right].$$

This error is minimum if:

$$B^{*T} B = I, \quad A^{*T} A = I, \quad (16)$$

that is, if A and B are unitary matrix. The next condition comes from the differentiation of J_m respect to the elements of A . We should set the result to zero in order to obtain the necessary condition to minimize J_m . This yields:

$$I_m A^{*T} (I - A^{*T} I_m A) R = 0, \quad (17)$$

which renders:

$$J_m = \frac{1}{n} \text{Tr} \left[(I - A^{*T} I_m A) R \right]. \quad (18)$$

By using the property (14), the last expression can be rewritten as

$$J_m = \frac{1}{n} \text{Tr} [R - I_m A R A^{*T}].$$

Since R is fixed, J_m will be minimized if

$$\tilde{J}_m = \text{Tr} [I_m A R A^{*T}] = \sum_{i=0}^{m-1} a_i^T R a_i^*, \quad (19)$$

is maximized where a_i^T is the i th row of A . Once A is unitary, we must impose the constrain:

$$a_i^T a_i^* = 1. \quad (20)$$

Thus, we shall maximize \tilde{J}_m subjected to the last condition. The Lagrangian has the form:

$$\tilde{J}_m = \sum_{i=0}^{m-1} a_i^T R a_i^* + \sum_{i=0}^{m-1} \lambda_i (1 - a_i^T a_i^*),$$

where the λ_i are the Lagrangian multipliers. By differentiating this expression respect to a_i we get:

$$R a_i^* = \lambda_i a_i^*, \quad (21)$$

Thus, a_i^* are orthonormalized eigenvectors of R . Substituting this result in expression (19) produces:

$$\tilde{J}_m = \sum_{i=0}^{m-1} \lambda_i, \quad (22)$$

which is maximized if $\{a_i^*, i = 0, 1, \dots, m-1\}$ correspond to the largest eigenvalues of R . (\square)

A straightforward variation of the above statement is obtained if we have a random vector \mathbf{u} with zero mean. In this case, the pipeline of Figure 4 yields a random vector \mathbf{z} and the square error can be expressed as:

$$J_m = \frac{1}{n} \text{Tr} \left[E \left\{ (\mathbf{u} - B I_m A \mathbf{u}) (\mathbf{u} - B I_m A \mathbf{u})^{*T} \right\} \right],$$

which can be written as:

$$J_m = \frac{1}{n} \text{Tr} \left[(I - B I_m A) R (I - B I_m A)^{*T} \right], \quad (23)$$

where $R = E (\mathbf{u} \mathbf{u}^{*T})$ is the covariance matrix. Besides, if C_m in Expression (7) is not zero, we must translate the coordinate system to C_m before computing the matrix R , that is:

$$\tilde{\mathbf{u}}_j = \mathbf{u}_j - C_m. \quad (24)$$

In this case, matrix R will be given by:

$$R = \sum_{i=0}^N \tilde{\mathbf{u}}_i \tilde{\mathbf{u}}_i^{*T}.$$

Also, sometimes may be useful to consider in Expression (8) some other norm, not necessarily the 2-norm. In this case, there will be a real, symmetric and positive-defined matrix M , that defines the norm. Thus, the square error J_m will be rewritten in more general form:

$$J_m = \frac{1}{n} \sum_{j=0}^N \|\mathbf{u}_j - \mathbf{z}_j\|_M^2 = \frac{1}{n} \sum_{j=0}^N (\mathbf{u}_j - \mathbf{z}_j)^{*T} M (\mathbf{u}_j - \mathbf{z}_j). \quad (25)$$

Obviously, if $M = I$ we recover Expression (8). The link between this case and the above one is easily obtained by observing that there is non-singular and real matrix W , such that:

$$W^T M W = I. \quad (26)$$

The matrix W defines the transformation:

$$W \widehat{\mathbf{u}}_j = \mathbf{u}_j, \quad W \widehat{\mathbf{z}}_j = \mathbf{z}_j. \quad (27)$$

Thus, by inserting these expressions in Equation (25) we obtain:

$$J_m = \frac{1}{n} \sum_{j=0}^N (\widehat{\mathbf{u}}_j - \widehat{\mathbf{z}}_j)^{*T} (\widehat{\mathbf{u}}_j - \widehat{\mathbf{z}}_j). \quad (28)$$

Expression (28) can be written as:

$$J_m = \frac{1}{n} \sum_{j=0}^N \|\widehat{\mathbf{u}}_j - \widehat{\mathbf{z}}_j\|^2, \quad (29)$$

now using the 2-norm, like in Expression (8). Therefore:

$$J_m = \frac{1}{n} \text{Tr} \left[\sum_{j=0}^N (\widehat{\mathbf{u}}_j - \widehat{\mathbf{z}}_j) \cdot (\widehat{\mathbf{u}}_j - \widehat{\mathbf{z}}_j)^{*T} \right]. \quad (30)$$

Following the same development performed above, we will find that we must solve the equation:

$$\widehat{R} \widehat{a}_i^* = \lambda_i \widehat{a}_i^*, \quad (31)$$

where:

$$\widehat{R} = \sum_{j=0}^N \widehat{\mathbf{u}}_j \widehat{\mathbf{u}}_j^{*T}. \quad (32)$$

Thus, from transformations (27) it follows that:

$$\widehat{R} = W R W^T. \quad (33)$$

and, therefore, we must solve the following eigenvalue/eigenvector problem:

$$(W R W^T) \widehat{a}_i^* = \lambda_i \widehat{a}_i^*. \quad (34)$$

The eigenvectors, in the original coordinate system, are finally given by:

$$W \widehat{a}_i^* = a_i^*. \quad (35)$$

The next section shows the application of PCA method for knowledge discovery in CAs.

4. PCA and Cellular Automata

In this section we review the work presented in [14]. In this reference, the authors analyzed one-dimensional CAs using PCA. The key idea is to consider binary patterns of a pre-defined size l as inputs of the CAs. It is considered the 256 one-dimensional CA rules obtained for $r = 1$ and $S = \{0, 1\}$ in expression 1-2. The output can be collected in a Table, like Table 1, built for $l = 5$.

Patterns	R_0	R_1	...	R_{254}	R_{255}
00000	000	111	...	000	111
00001	000	110	...	001	111
...
11110	000	000	...	111	111
11111	000	000	...	111	111

Table 1. Table which rows are indexed by binary patterns and columns by the CA rules R_0, R_1, \dots, R_{255} .

Each row j of Table 1 is obtained through the application of the rule R_j (see Expression (6) for an example of rule indexation) Then, I/O patterns are converted to cardinal numbers denoted by $f_j(m_i)$, which means the cardinal number corresponding to the application of the rule j to the pattern i ($i = 0, 1, \dots, 31$ for Table 1). Thus, in general, we get the matrix:

$$F = \begin{bmatrix} f_{11} & \dots & f_{1p} \\ \vdots & \ddots & \vdots \\ f_{n1} & \dots & f_{np} \end{bmatrix}, \quad (36)$$

where $f_{ij} = f_j(m_i)$. The matrix F is the data set to be analyzed.

For mining knowledge in F through PCA we should firstly to perform the operation (translation) given by (24). Thus, matrix F is converted to the following one:

$$X = \begin{bmatrix} x_{11} & \dots & x_{1p} \\ \vdots & \ddots & \vdots \\ x_{n1} & \dots & x_{np} \end{bmatrix}, \quad (37)$$

with:

$$x_{ij} = f_j(m_i) - E_j, \quad (38)$$

$$E_j = \frac{1}{n} \sum_{i=1}^n f_j(m_i). \quad (39)$$

The matrix X is of size np . In [14] columns x_1, \dots, x_p of X are called variables while rows e_1, \dots, e_n are called covariables. However, we must observe that space dimension is the number of rules (p) and the number of data vectors is the number of patterns (n). Thus, following Section 3, we should apply the PCA over the data set given by matrix X^T in order to find out the principal components of the covariables space. Besides, in [14] the norm of the covariables space is defined by:

$$M = \text{diag} \left(\frac{1}{S_1^2}, \frac{1}{S_2^2}, \dots, \frac{1}{S_p^2} \right), \quad (40)$$

with:

$$S_j^2 = \frac{1}{n^2} \left(n \sum_{i=1}^n x_{ij}^2 - \left(\sum_{i=1}^n x_{ij} \right)^2 \right) = \frac{1}{n} \sum_{i=1}^n (x_{ij} - E_j)^2. \quad (41)$$

Following Section 3, we must solve Equation (34) to find the eigenvalues and then apply Expression (35) to get the eigenvectors in the desired representation. The Table 2 shows the larger eigenvalues of this matrix for the listed pattern sizes.

The main result is that the eigenvalues from the seventh rank are dramatically smaller in magnitude (104 times) than the first seven ones. Such observation led authors of [14] towards the following conjecture:

Conjecture: *The rank of R is 7 and does not depend on the size l of patterns being considered. When l is increased the eigenvalues tend to characteristic values obtained for $l = 12$.*

This is the main result presented in [14]. Next, we show our results by applying the same analysis but introducing randomness in the CA behavior.

1	λ_1	λ_2	λ_3	λ_4	λ_5	λ_6	λ_7
4	52.6802	48.2214	36.8869	36.8263	36.3134	24.4539	18.6179
5	58.2575	50.9776	37.2301	37.0399	30.7382	21.7355	18.0214
6	59.5952	51.6519	37.3406	37.1109	29.3769	21.0940	17.8305
7	59.9260	51.8197	37.3696	37.1296	29.0383	20.9358	17.7811
9	60.0290	51.8721	37.3788	37.1355	28.9325	20.8865	17.7656
12	60.0358	51.8755	37.3794	37.1359	28.9256	20.8833	17.7645

Table 2. Eigenvalues of the correlation matrix.

5. Stochastic Process Algebra and Agents

If we can break down a system into component parts that act as finite state machines, then we can apply formal methods to explain how they are combined to form the observed (macroscopic) whole. That is the key idea of using process algebra for modeling societies [21, 30]. Process algebra are widely used in the analysis of distributed computer systems [1]. They allow formal reasoning about how the various components of a system contribute to its overall behavior [26, 23].

In [32], it is argued that a stochastic process algebras, the *Weighted Synchronous Calculus of Communicating Systems* (WSCCS), provides a useful formalism for understanding the dynamical behavior of their colony, since they combine computer simulation, Markov chain analysis and mean-field methods of analysis. Next, we review the basic elements of a process algebra and show its application for modeling societies.

5.1. Stochastic Process Algebra

One of the best known process algebra, and also a remarkable one in this area, is the Calculus of Communicating Systems (CCS) [1]. It uses the notions of agents (or processes) and actions. Agents describe the entities which make up a system, such as processes in a distributed system, and actions that allow the agents communication (interaction). These notions are formally described which permits logical reasoning about the system [8]. Besides, in [1] a new equivalence concept for agents, which are finite state automata, is provided. The CCS makes no attempt to actions synchronization and priority. The WSCCS adds such features to the CCS [33, 34, 35].

Any process algebra consists of essentially four components [8]:

1. A syntax for describing agents (automata) and the actions they perform.
2. Algebraic rules.
3. Derivation rules.
4. A congruence for defining when two automata are considered equivalent in all algebraic contexts.
5. An equational theory which defines how the equivalence of automata is demonstrated from the syntax of the agents which compose them.

For instance, in the WSCCS it is used the following syntax:

Agents are labeled by capital letters like A, B, C, \dots

The set of allowed actions Act form an abelian group $(Act, *)$, where $*$ is the group operation. The identity action, denoted by \checkmark , can be seen as a tick of a global clock. Each time a \checkmark occurs time has just moved forward one step. The inverse of an action a is denoted by \bar{a} , which means, $a * \bar{a} = \checkmark$. This operation will formally represent communication between agents in the WSCCS.

For example, let us suppose that we have two agents A and B and that, in a single unit of time, there is a probability p that A becomes B and a probability $1 - p$ that it remains unchanged. Thus, we can define A by the following algebraic expression in WSCCS:

$$A \equiv p : \checkmark.B + (1 - p) : \checkmark.A, \quad (42)$$

where the $+$ indicates that the agent can make a choice. In Expression (42), each possible choice will define a transition and the transitions will define the derivation rules. Formally, we write:

$$A \xrightarrow{\checkmark[p]} B. \quad (43)$$

$$A \xrightarrow{\sqrt{[1-p]}} A. \quad (44)$$

In general, we have:

$$A \xrightarrow{\alpha[p]} B \quad (45)$$

which means that agent A may change to B , with probability p , when action α occurs.

Another important operation is the composition (\times) of agents. Given the agents $a.E$ and $b.F$, where a, b are possible actions, their composition is formally defined by:

$$a.E \times b.F = ab.(E \times F). \quad (46)$$

This expression do not incorporates the probability. The following expression adds this feature:

$$\left(\sum_{i \in I} \alpha_i : E_i \right) \times \left(\sum_{j \in J} w_j : F_j \right) = \sum_{(i,j) \in I \times J} \alpha_i w_j : E_i \times F_j, \quad (47)$$

where α_i is the probability of agent E_i (the same for w_j and F_j).

Expressions (46)-(47) are simple examples of equational laws of WSCCS. A complete development can be found in [33, 35]. However, our simple presentation allows to point out the power of WSCCS for society modeling. Hence, let us consider the simple example of a colony of ants (agents) that can be only *Passive* or *Active*. In this example, described in [32], the active agent is defined by an expression analogous to Equation (42):

$$Active \equiv p : \checkmark.Passive + (1-p) : \checkmark.Active. \quad (48)$$

The passive agent works differently. Following [32], we assume that it remains passive forever, thus:

$$Passive \equiv 1 : \checkmark.Passive. \quad (49)$$

The natural question now is: How to combine ants in order to define a colony? This question is answered by the composition operation (Expressions (46),(47)). Henceforth, we write a colony of n ants, i of which are Active agents, as:

$$Colony_n(i) \equiv \underbrace{Active \times \dots \times Active}_{i \text{ agents}} \times \underbrace{Passive \times \dots \times Passive}_{n-i \text{ agents}} \equiv \prod_{i} Active \times \prod_{n-i} Passive \quad (50)$$

Following Expression (47), we can demonstrate that (see [32], page 171, for details):

$$Colony_n(i) = \sum_{k=0}^i \binom{i}{k} p^{i-k} (1-p)^k : \checkmark. \left(\prod_{i} Active \times \prod_{n-k} Passive \right). \quad (51)$$

We shall obtain the meaning of the coefficients:

$$c_{i,k} = \sum_{k=0}^i \binom{i}{k} p^{i-k} (1-p)^k. \quad (52)$$

Firstly, according to Equation (45), the transitions are given by:

$$Colony_n(i) \xrightarrow{\checkmark[c_{i,j}]} Colony_n(j), \quad j = 0, 1, \dots, i. \quad (53)$$

In order to interpret $c_{i,j}$, we consider now the sequence of random variables $A = \{A_t : t \in \{0, 1, 2, \dots\}\}$ where $0 \leq A_t \leq n$ for each t , that represent the outcome of a series of transitions on the agent $Colony_n(n)$, with initial state consisting of all ants in the active state. We can think t as the number of ticks of a global clock. From expression (51) it is straightforward to observe that:

$$P(A_{t+1} = j | A_t = i) = c_{i,j}. \quad (54)$$

From this expression, we observe the WSCCS model, given by Equation (51), has underlying discrete time Markov chain. A Markov chain is a time ordered sequence of random variables where the $t + 1$ variable of the sequence is conditional only on the t th variable's value [19]. In fact, this happens for WSCCS models in general (see Appendix A of [32]). Such feature is used in [32] in the context of ant societies. Basically, the transition rules can demonstrate properties that can help the analysis of important behaviors (asymptotic ones, for instance).

6. Lattice Gas Automata and Multiscale Analysis

The WSCCS is useful for modeling and analysis of the discrete dynamics of agent system. The analysis does not attempt to get spatial distribution of observables. Such goal can be achieved by multiscale techniques. In this section we consider the FHP model, which is a Lattice Gas Cellular Automata model, used for fluid simulation. Thus, space variables must be considered, that means. In this case, a multiscale technique based on Chapman-Enskog [25] expansion is used to establish the connection between the microscopic dynamics and the macroscopic observables.

The Chapman-Enskog method works as follows. Given an operator ξ and the equation:

$$\xi(f) = 0, \tag{55}$$

let us suppose that:

1. The solution f can be expressed as:

$$f = f^{(0)} + f^{(1)} + f^{(2)} + \dots \tag{56}$$

2. When this series is introduced in Expression (55) the result can be expressed as:

$$\xi(f^{(0)} + f^{(1)} + f^{(2)} + \dots) = \xi^{(0)}(f^{(0)}) + \xi^{(1)}(f^{(0)}, f^{(1)}) + \xi^{(2)}(f^{(0)}, f^{(1)}, f^{(2)}) + \dots \tag{57}$$

3. The functions $f^{(i)}$ are such that:

$$\xi^{(0)}(f^{(0)}) = 0, \tag{58}$$

$$\xi^{(1)}(f^{(0)}, f^{(1)}) = 0, \tag{59}$$

$$\xi^{(2)}(f^{(0)}, f^{(1)}, f^{(2)}) = 0, \tag{60}$$

$$\dots\dots\dots, \tag{61}$$

which together ensure that Expression (55) is satisfied.

Therefore, following items (1)-(3) we say that the sub-series $f^{(0)}, f^{(0)} + f^{(1)}, f^{(0)} + f^{(1)} + f^{(2)}, \dots$, are successive approximations of f . Arbitrary elements may enter into the solution of Equations (57)-(61) as well as in the definition of the approximations and of the expansion (56). An interesting example is given by the FHP model.

The FHP was introduced by Frisch, Hasslacher and Pomeau [17] in 1986 and is a model of a two-dimensional fluid and it is an abstraction, at a microscopic scale, of a fluid. The FHP model describes the motion of particles traveling in a discrete space and colliding with each other. The space is discretized in a hexagonal lattice.

The microdynamics of FHP is given in terms of Boolean variables describing the occupation numbers at each site of the lattice and at each time step (i.e. the presence or the absence of a fluid particle). The FHP particles move in discrete time steps, with a velocity of constant modulus, pointing along one of the six directions of the lattice. The dynamics is such that no more than one particle enters the same site at the same time with the same velocity. This restriction is the exclusion principle; it ensures that six Boolean variables at each lattice site are always enough to represent the microdynamics.

In the absence of collisions, the particles would move in straight lines, along the direction specified by their velocity vector. The velocity modulus is such that, in a time step, each particle travels one lattice spacing and reaches a nearest-neighbor site.

In order to conserve the number of particles and the momentum during each interaction, only a few configurations lead to a non-trivial collision (i.e. a collision in which the directions of motion have changed). When exactly two particles enter the same site with opposite velocities, both of them are deflected by 60 degrees so that the output of the collision is still a

zero momentum configuration with two particles. When exactly three particles collide with an angle of 120 degrees between each other, they bounce back to where they come from (so that the momentum after the collision is zero, as it was before the collision). Both two- and three-body collisions are necessary to avoid extra conservation laws. Several variants of the FHP model exist in the literature [10, 15], including some with rest particles like models FHP-II and FHP-III.

For all other configurations no collision occurs and the particles go through as if they were transparent to each other.

The full microdynamics of the FHP model can be expressed by evolution equations for the occupation numbers defined as the number, $n_i(\vec{r}, t)$, of particle entering site \vec{r} at time t with a velocity pointing along direction \vec{c}_i , where $i = 1, 2, \dots, 6$ labels the six lattice directions. The numbers n_i can be 0 or 1.

We also define the time step as Δ_t and the lattice spacing as Δ_r . Thus, the six possible velocities \vec{v}_i of the particles are related to their directions of motion by

$$\vec{v}_i = \frac{\Delta_r}{\Delta_t} \vec{c}_i. \quad (62)$$

Without interactions between particles, the evolution equations for the n_i would be given by

$$n_i(\vec{r} + \Delta_r \vec{c}_i, t + \Delta_t) = n_i(\vec{r}, t) \quad (63)$$

which express that a particle entering site \vec{r} with velocity along \vec{c}_i will continue in a straight line so that, at next time step, it will enter site $\vec{r} + \Delta_r \vec{c}_i$ with the same direction of motion. However, due to collisions, a particle can be removed from its original direction or another one can be deflected into direction \vec{c}_i .

For instance, if only n_i and n_{i+3} are 1 at site \vec{r} , a collision occurs and the particle traveling with velocity \vec{v}_i will then move with either velocity \vec{v}_{i-1} or \vec{v}_{i+1} , where $i = 1, 2, \dots, 6$. The quantity

$$D_i = n_i n_{i+3} (1 - n_{i+1}) (1 - n_{i+2}) (1 - n_{i+4}) (1 - n_{i+5}). \quad (64)$$

indicates, when $D_i = 1$ that such a collision will take place. Therefore $n_i - D_i$ is the number of particles left in direction \vec{c}_i due to a two-particle collision along this direction.

Now, when $n_i = 0$, a new particle can appear in direction \vec{c}_i , as the result of a collision between n_{i+1} and n_{i+4} or a collision between n_{i-1} and n_{i+2} . It is convenient to introduce a random Boolean variable $q(\vec{r}, t)$, which decides whether the particles are deflected to the right ($q = 1$) or to the left ($q = 0$), when a two-body collision takes place. Therefore, the number of particle created in direction \vec{c}_i is

$$q D_{i-1} + (1 - q) D_{i+1}. \quad (65)$$

Particles can also be deflected into (or removed from) direction \vec{c}_i because of a three-body collision. The quantity which express the occurrence of a three-body collision with particles n_i, n_{i+2} and n_{i+4} is

$$T_i = n_i n_{i+2} n_{i+4} (1 - n_{i+1}) (1 - n_{i+3}) (1 - n_{i+5}) \quad (66)$$

As before, the result of a three-body collision is to modify the number of particles in direction \vec{c}_i as

$$n_i - T_i + T_{i+3}, \quad (67)$$

Thus, according to our collision rules, the microdynamics of a LGCA is written as

$$n_i(\vec{r} + \Delta_r \vec{c}_i, t + \Delta_t) = n_i(\vec{r}, t) + \Omega_i(n(\vec{r}, t)) \quad (68)$$

where Ω_i is called the collision term.

For the FHP model, Ω_i is defined so as to reproduce the collisions, that is

$$\Omega_i = -D_i + q D_{i-1} + (1 - q) D_{i+1} - T_i + T_{i+3}. \quad (69)$$

Using the full expression for D_i and T_i , given by the Equations (64)-(66), we obtain,

$$\begin{aligned} \Omega_i &= -n_i n_{i+2} n_{i+4} (1 - n_{i+1}) (1 - n_{i+3}) (1 - n_{i+5}) \\ &+ n_{i+1} n_{i+3} n_{i+5} (1 - n_i) (1 - n_{i+2}) (1 - n_{i+4}) \\ &- n_i n_{i+3} (1 - n_{i+1}) (1 - n_{i+2}) (1 - n_{i+4}) (1 - n_{i+5}) \\ &+ (1 - q) n_{i+1} n_{i+4} (1 - n_i) (1 - n_{i+2}) (1 - n_{i+3}) \\ &+ (1 - q) (1 - n_{i+5}) \\ &+ q n_{i+2} n_{i+5} (1 - n_i) (1 - n_{i+1}) (1 - n_{i+3}) (1 - n_{i+4}). \end{aligned} \quad (70)$$

These equations are easy to code in a computer and yield a fast and exact implementation of the model

Until now, we deal with microscopic quantities. However, the physical quantities of interest are not so much the Boolean variables n_i but macroscopic quantities or average values, such as, for instance, the average density of particles and the average velocity field at each point of the system. These quantities are defined from the ensemble average $N_i(\vec{r}, t) = \langle n_i(\vec{r}, t) \rangle$ of the microscopic occupation variables. Note that, $N_i(\vec{r}, t)$ is also the probability of having a particle entering the site \vec{r} , at time t , with velocity

$$\vec{v}_i = \frac{\Delta_r}{\Delta_t} \vec{c}_i.$$

In general, a LGCA is characterized by the number z of lattice directions and the spatial dimensionality d . In our case $d = 2$ and $z = 6$. Following the usual definition of statistical mechanics, the local density of particles is the sum of the average number of particles traveling along, each direction \vec{c}_i

$$\rho(\vec{r}, t) = \sum_{i=0}^z N_i(\vec{r}, t). \quad (71)$$

Similarly, the particle current, which is the density ρ times the velocity field \vec{u} , is expressed by.

$$\rho(\vec{r}, t) \vec{u}(\vec{r}, t) = \sum_{i=0}^z \vec{v}_i N_i(\vec{r}, t). \quad (72)$$

Another quantity which will play an important role in the up coming derivation is the momentum tensor Π defined as

$$\Pi_{\alpha\beta} = \sum_{i=0}^z \vec{v}_{i\alpha} \vec{v}_{i\beta} N_i(\vec{r}, t) \quad (73)$$

where the Greek indices α and β label the d spatial components of the vectors. The quantity Π represents the flux of the α -component of momentum transported along the β -axis. This term will contain the pressure contribution and the effects of viscosity.

The starting point to obtain the macroscopic behavior of the CA fluid is to derive an equation for the N_i 's. Averaging the microdynamics (68) yields

$$N_i(\vec{r} + \Delta_r \vec{c}_i, t + \Delta_t) - N_i(\vec{r}, t) = \langle \Omega_i(n(\vec{r}, t)) \rangle \quad (74)$$

where Ω_i is the collision term of the LGCA, under study. It is important to notice that $\Omega_i(n)$ has some generic properties, namely

$$\sum_{i=1}^z \Omega_i = 0 \quad \text{e} \quad \sum_{i=1}^z \vec{v}_i \Omega_i = 0 \quad (75)$$

expressing the fact that particle number and momentum are conserved during the collision process (the incoming sum of mass or momentum equals the outgoing sum).

The N_i 's vary between 0 and 1 and, at a scale $L \gg \Delta_r$ e $T \gg \Delta_t$, one can expect them to be smooth functions of the space and time coordinates. Therefore, Equation (74) can be Taylor expanded up to second order and gives

$$\begin{aligned} & \Delta_r (\vec{c}_i \cdot \nabla) N_i(\vec{r}, t) + \Delta_t \partial_t N_i(\vec{r}, t) \\ & + \frac{1}{2} (\Delta_r)^2 (\vec{c}_i \cdot \nabla)^2 N_i(\vec{r}, t) + \Delta_r \Delta_t (\vec{c}_i \cdot \nabla) \partial_t N_i(\vec{r}, t) \\ & + \frac{1}{2} (\Delta_t)^2 (\partial_t)^2 N_i(\vec{r}, t) = \langle \Omega_i(n(\vec{r}, t)) \rangle. \end{aligned} \quad (76)$$

where $(\partial_t)^2$ is the second derivative in respect to the time parameter t .

At a macroscopic scale $L \gg \Delta_r$, following the procedure of the so-called multiscale expansion [28], we introduce a new space variable \vec{r}_1 such that

$$\vec{r}_1 = \epsilon \partial_{\vec{r}_1} \quad \text{e} \quad \partial_r = \epsilon \partial_{\vec{r}_1} \quad (77)$$

with $\epsilon \ll 1$. We also introduce the extra time variables t_1 and t_2 , as well as new functions N_i^ϵ depending on \vec{r}_1 , t_1 and t_2 , $N_i^\epsilon = N_i^\epsilon(t_1, t_2, \vec{r}_1)$ and substitute into Equation (76)

$$N_i \rightarrow N_i^\epsilon \quad \partial_t \rightarrow \epsilon \partial_{t_1} + \epsilon^2 \partial_{t_2} \quad \partial_r \rightarrow \epsilon \partial_{\vec{r}_1} \quad (78)$$

together with the corresponding expressions for the second order derivatives. Then obtain new equations for the new functions N_i^ϵ . Thus, following step (1) above we may write [28] (see Expression (56)),

$$N_i^\epsilon = N_i^{(0)} + \epsilon N_i^{(1)} + \epsilon^2 N_i^{(2)} + \dots \quad (79)$$

The Chapman-Enskog method is the standard procedure used in statistical mechanics to solve an Equation like (76) with a perturbation parameter ϵ . Assuming that $\langle \Omega_i(n) \rangle$ can be factorized into $\Omega_i(N)$, we write the contributions of each order in ϵ . According to multiscale Expansion (79), the right-hand side of (76) reads

$$\Omega_i(N) = \Omega_i(N^{(0)}) + \epsilon \sum_{j=1}^z \left(\frac{\partial \Omega_i(N^{(0)})}{\partial N_j} \right) N_j^{(1)} + \mathcal{O}(\epsilon^2) \quad (80)$$

Using Expressions (77)-(79) in the left-hand side of (76) and comparing the terms of the same order in ϵ in the Equation (80), yields

$$O(\epsilon^0) : \Omega_i(N^{(0)}) = 0 \quad (81)$$

and

$$\begin{aligned} O(\epsilon^1) : \partial_{1\alpha} v_{i\alpha} N_i^{(0)} + \partial_{t_1} N_i^{(0)} \\ = \frac{1}{\Delta t} \sum_{j=1}^z \left(\frac{\partial \Omega_i(N^{(0)})}{\partial N_j} \right) N_j^{(1)} \end{aligned} \quad (82)$$

where the subscript 1 in spatial derivatives (e.g. $\partial_{1\alpha}$) indicates a differential operator expressed in the variable \vec{r}_1 and $\frac{\Delta t}{\Delta r} (\vec{c}_i \cdot \nabla_{r_1}) = \partial_{1\alpha} v_{i\alpha}$, from Equation (62).

We also impose the extra conditions that the macroscopic quantities ρ and $\rho \vec{u}$ are entirely given by the zero order of Expansion (79)

$$\rho = \sum_{i=1}^z N_i^{(0)} \quad \text{and} \quad \rho \vec{u} = \sum_{i=1}^z \vec{v}_i N_i^{(0)} \quad (83)$$

and therefore

$$\sum_{i=1}^z N_i^{(l)} = 0 \quad \text{and} \quad \sum_{i=1}^z \vec{v}_i N_i^{(l)} = 0, \quad \text{for } l \geq 1 \quad (84)$$

Thus, following the Chapman-Enskog method we can obtain [16, 10], from Equation (76), the following result at order ϵ

$$\partial_{t_1} \rho + \text{div}_1 \rho u = 0 \quad (85)$$

and

$$\partial_{t_1} \rho u_\alpha + \partial_{1\beta} \Pi_{\alpha\beta}^{(0)} = 0 \quad (86)$$

On the other hand, if we considered the terms of order ϵ^2 and using the Relations (85) and (86) to simplify, we have

$$\partial_{t_2} \rho u_\alpha + \partial_{1\beta} \left[\Pi_{\alpha\beta}^{(1)} + \frac{\Delta t}{2} \left(\partial_{t_1} \Pi_{\alpha\beta}^{(0)} + \partial_{1\gamma} S_{\alpha\beta\gamma}^{(0)} \right) \right] = 0 \quad (87)$$

The last equation contains the dissipative contributions to the Euler Equation (86). The first contribution is $\Pi_{\alpha\beta}^{(1)}$ which is the dissipative part of the momentum tensor. The second part, namely $\frac{\Delta t}{2} \left(\partial_{t_1} \Pi_{\alpha\beta}^{(0)} + \partial_{1\gamma} S_{\alpha\beta\gamma}^{(0)} \right)$ comes from the second order terms of the Taylor expansion of the discrete Boltzmann equation. These terms account for the discreteness of the lattice and have no counterpart in standard hydrodynamics. As we shall see, they will lead to the so-called lattice viscosity. The order ϵ e ϵ^2 can be grouped together to give the general equations governing our system. Summing Equations (85) and (87) with the appropriate power of ϵ as factor and we obtain

$$\partial_t \rho + \text{div} \rho \vec{u} = 0 \quad (88)$$

Similarly, Equation (86) and (87) yields [16]

$$\partial_t \rho u_a + \frac{\partial}{\partial r_\beta} \left[\Pi_{\alpha\beta} + \frac{\Delta_t}{2} \left(\epsilon \partial_{t_1} \Pi_{\alpha\beta}^{(0)} + \frac{\partial}{\partial r_\gamma} S_{\alpha\beta\gamma}^{(0)} \right) \right] = 0 \quad (89)$$

We now turn to the problem of solving Equation (81) together with conditions (83) in order to find $N_i^{(0)}$ as functions of ρ and $\rho \vec{u}$. The solutions $N_i^{(0)}$ which make the collision term Ω vanish are known as the local equilibrium solutions. Physically, they correspond to a situation where the rate of each type of collision equilibrates. Since the collision time Δ_t is much smaller than the macroscopic observation time, it is reasonable to expect, in first approximation that an equilibrium is reached locally.

Provided that the collision behaves reasonably, it is found [16] that the generic solution is

$$N_i^{(0)} = \frac{1}{1 + \exp(-A - \vec{B} \cdot \vec{v}_i)} \quad (90)$$

This expression has the form of a Fermi-Dirac distribution. This is a consequence of the exclusion principle we have imposed in the cellular automata rule (no more than one particle per site and direction). This form is explicitly obtained for the FHP model by assuming that the rate of direct and inverse collisions are equal. The quantities A e \vec{B} are functions of the density ρ and the velocity field \vec{u} and are to be determined according to Equations (83). In order to carry out this calculation, $N_i^{(0)}$ is Taylor expanded up to second order in the velocity field \vec{u} . One obtains [10]

$$N_i^{(0)} = a\rho + \frac{b\rho}{v^2} \vec{v}_i \cdot \vec{u} + \frac{\rho G(\rho)}{v^4} Q_{i\alpha\beta} u_\alpha u_\beta \quad (91)$$

where α, β, γ are summed over the spacial coordinates, e.g. $\alpha, \beta, \gamma \in \{1, \dots, d\}$, $v = \frac{\Delta r}{\Delta t}$, $a = \frac{1}{z}$, $b = \frac{d}{z}$ and

$$Q_{i\alpha\beta} = v_{i\alpha} v_{i\beta} - \frac{v^2}{d} \delta_{\alpha\beta} \quad (92)$$

The function G is obtained from the fact that $N_i^{(0)}$ is the Taylor expansion of a Fermi-Dirac distribution. For FHP, it is found [10, 16]

$$G(\rho) = \frac{2}{3} \frac{(3 - \rho)}{(6 - \rho)}$$

We may now compute the local equilibrium part of the momentum tensor, $\Pi_{\alpha\beta}^{(0)}$ and then obtain the pressure term

$$p = aC_2 v^2 \rho - \left[\frac{C_2}{d} - C_4 \right] \rho G(\rho) u^2 \quad (93)$$

where $C_2 = \frac{z}{d}$.

We can see [16] that the lattice viscosity is given by

$$\begin{aligned} \nu_{lattice} &= -C_4 b \frac{\Delta_t v^2}{2} = -\frac{z}{d(d+2)} \frac{d}{z} \frac{\Delta_t}{2} v^2 \\ &= \frac{-\Delta_t}{2(d+2)} v^2 \end{aligned}$$

The usual contribution to viscosity is due to the collision between the fluid particles and is given by [16]

$$\nu_{coll} = \Delta_t v^2 \frac{bC_4}{\Lambda}$$

where $-\Lambda$ is given by $-\Lambda = 2s(1-s)^3$ where $s = \frac{\rho}{6}$

Therefore, the Navier-Stokes equation reads

$$\partial_t \vec{u} + 2C_4 G(\rho) (\vec{u} \cdot \nabla) \vec{u} = -\frac{1}{\rho} \nabla p + \nu \nabla^2 \vec{u} \quad (94)$$

where

$$\nu = \Delta_t v^2 b C_4 \left(\frac{1}{\Lambda} - \frac{1}{2} \right) = \frac{\Delta_t v^2}{d+2} \left(\frac{1}{\Lambda} - \frac{1}{2} \right) \quad (95)$$

is the kinematic viscosity of our discrete fluid.

Therefore, we demonstrated that the Navier-Stokes model can be reproduced by FHP technique. However, there is no need to solve Partial Differential Equations (PDEs) to obtain a high level of description. Such advantage can be explored in technological and scientific applications. For instance, in [18] we propose to combine the advantage of the low computational cost of LGCA and its ability to mimic the realistic fluid dynamics to develop a new animating framework for computer graphics applications.

7. Tool for Agent-Based Simulation

Agent-based models can be analyzed by computer simulations. The NetLogo software is one possibility in this area [27]. It is a programmable modeling environment for simulating complex systems developing over time. Modelers can give instructions to hundreds or thousands of independent “agents” all operating concurrently in order to explore the connection between the behavior of individuals and the macroscopic patterns that emerge from the interaction of many individuals. Users can create their own models using NetLogo facilities and documentations. It also comes with a Library of pre-written simulations that can be used and modified.

As an example of the NetLogo capabilities we describe our implementation of a Lattice Gas model called HPP [11]. It is similar to the FHP model described on Section 6 but, in this case, the lattice is a rectangular one. Figure 5 shows the NetLogo main interface and a snapshot of our HPP implementation.

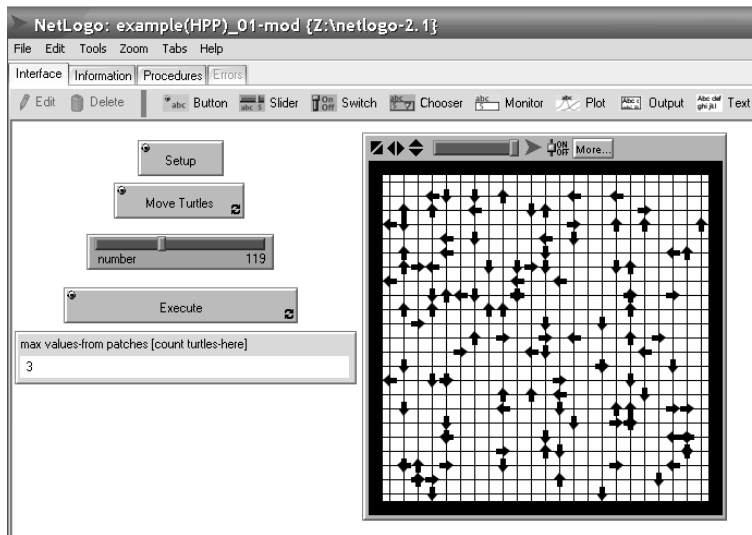


Figure 5. The NetLogo main interface and our HPP implementation

The rules used for collision are explained in Figure 6. In the other situations the particles are considered transparent to each other when they cross the same site. There is also an *exclusion principle*: it is not allowed more than 1 particle entering a given site with a given direction of motion. The aim of these rules is to reproduce some aspect of the real interactions between particles, namely that momentum and particle number are conserved during a collision. With such simple dynamics, we can model and simulate a gas of colliding particles and to obtain complex behaviors [11].

The HPP model is a kind of cellular automaton which has a lattice of sites that may have 0, 1, 2, 3 or 4 crossing particles at a time t . The rules define the system (particles) evolution and, consequently, the update of each site value.

The evolution of the sites is often split in two steps: collision and motion (or propagation). The collision phase solves interactions (collisions) through the rules pictured on Figure 6. During the propagation phase, the particles actually move to the nearest neighbor site they are traveling to.

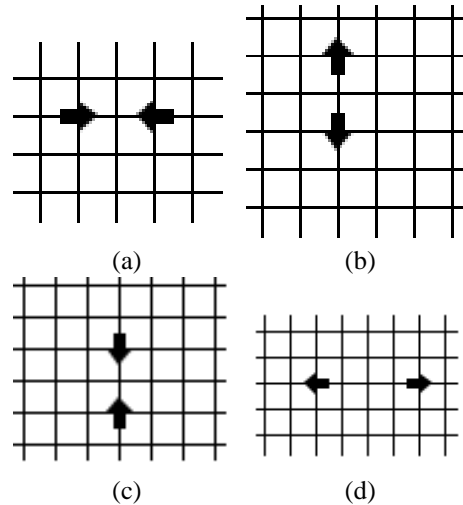


Figure 6. HPP rules for collision.

The implementation the HPP in the NetLogo software we must define the agents, which are represented by arrows in the Figure 6, and the lattice. In the NetLogo system, the “bricks” to compose an application are:

1. Application Control: Button, Slider, Switch, Chooser.
2. Plot.
3. Monitor, Output and Text.
4. Turtles: agents plus their graphical representation.

The Figure 5 shows the instances of some of these tools in our HPP implementation. The basic controls for the model are the following *Buttons*: (a) SETUP - Sets up screen with a given percentage of particles; (b) Execute - Run the model; (c) MOVE TURTLES- For move the particles with the mouse. There is one *Slider* to set the number of particles.

Behind the graphical interface for visualization and control the application, there is a code that implements agents behaviors. For example, let us consider the following code line:

if any? other - arrows - here with (96)

[heading = heading - of myself and who < who - of myself] [jump - 1]

if: Reporter must report a boolean (true or false) value.

any?: Reports true if the given agentset is non-empty, false otherwise.

other-BREED-here: Reports an agentset consisting of all turtles on the calling turtle’s patch (not including the caller itself). If a breed (a built-in turtle variable) is specified, like arrows in the above example, only turtles with the given breed are included.

heading: It is command in the NetLogo syntax. Each turtle picks a random integer between 0 and 359. Then the turtle sets its heading to the number it picked. Heading is measured in degrees, clockwise around the circle, starting with 0 degrees at twelve o’clock (north).

myself: It means “the turtle or patch who asked me to do what I’m doing right now”.

who?: This is a built-in turtle variable. It holds the turtle’s id number (an integer greater than or equal to zero). You cannot set this variable; a turtle’s id number never changes. When NetLogo starts, or after you use the clear-all or clear-turtles commands, new turtles are created with ids in order, starting at 0. If a turtle dies, though, a new turtle may eventually be assigned the same id number that was used by the dead turtle.

jump: This is another command. Turtles move forward by number units all at once, without the amount of time passing depending on the distance.

NetLogo system has a lot of examples and a good documentation to help new users to write its own applications.

8. Conclusions

The simulation of dynamical systems through a large set of interacting agents is an interesting research field with applications in areas like, physics, economy and sociology. This is a bottom-up approach which tries to derive global properties of a complex system through local interaction rules and agent behavior. Agent-Based Modeling has the advantage of simplicity and low computational cost if compared with the traditional differential equation approaches.

In this paper we survey a method based on the WSCCS to express agent behavior which allow to analytically predict the results obtained by the simulation. Also, multiscale techniques, based on Chapman-Enskog expansion was reviewed to establish the connection between the microscopic dynamics (agent behavior) and the macroscopic observables. Besides, Principal Component Analysis (PCA) was analyzed for knowledge discovery in a Cellular Automata database. Finally, we show the capabilities of the NetLogo, a free software for agent simulation of complex system and describe our experience with this package. Our research will continue in this field, specially exploring the application of agent-based models for computer graphics applications.

9. Acknowledgments

We would like to acknowledge CNPq, the Brazilian organization for scientific development, FAPERJ and the PCI-LNCC for the financial support for this work.

References

- [1] *A Calculus of Communicating Systems*, volume 92 of *Lecture Notes in Computer Science*. Springer-Verlag, 1980.
- [2] *Agent-Based Modeling vs. Equation-Based Modeling: A Case Study and Users' Guide.*, volume 1534 of *Lecture Notes in Computer Science*. Springer, 1998.
- [3] *Integrating Geographic Information Systems and agent-based modeling techniques for simulating social and ecological processes*. Oxford University Press, 2002.
- [4] *A new kind of science*. Wolfram Media Inc., Champaign, Illinois, US, United States, 2002.
- [5] C. Adami. *Introduction to Artificial Life*. Springer, New York, 1998.
- [6] V. Algazi and D. Sakrison. On the optimality of karhunen-loeve expansion. *IEEE Trans. Information Theory*, pages 319–321, 1969.
- [7] R. Axelrod. *The Complexity of Cooperation*. Princeton University Press, 1997.
- [8] J. C. M. Baeten. A brief history of process algebra. *Theor. Comput. Sci.*, 335(2-3):131–146, 2005.
- [9] P. Chaudhuri, D. Chowdhury, S. Nandi, and S. Chatterjee. *Additive Cellular Automata, Theory and Applications*, volume 1. IEEE Computer Society Press, Los Alamitos, California, 1997.
- [10] B. Chopard and M. Droz. *Cellular Automata Modeling of Physical Systems*. Cambridge University Press, 1998.
- [11] B. Chopard, A. Dupuis, A. Masselot, and P. Luthi. Cellular automata and lattice boltzmann techniques: An approach to model and simulate complex systems. *Advances in complex systems*, 5(2):1–144, 2002. special issue on: Applications of Cellular Automata in Complex Systems.
- [12] A. K. Das and P. P. Chaudhuri. Vector space theoretic analysis of additive cellular automata and its application for pseudoexhaustive test pattern generation. *IEEE Trans. Comput.*, 42(3):340–352, 1993.
- [13] A. K. Das, A. Sanyal, and P. Palchaudhuri. On characterization of cellular automata with matrix algebra. *Inf. Sci.*, 61(3):251–277, 1992.
- [14] L. Deniau and J. Blanc-Talon. PCA and cellular automata: a statistical approach for deterministic machines. 1994.
- [15] K. Diemer, K. Hunt, S. Chen, T. Shimomura, and G. Doolen. Density and velocity dependence of reynolds numbers for several lattice gas models. In G. Doolen, editor, *Lattice Gas Methods for Partial Differential Equations*, pages 137–177. Addison-Wesley, 1990.
- [16] U. Frisch, D. d’Humières, B. Hasslacher, P. Lallemand, Y. Pomeau, and J.-P. Rivet. Lattice gas hydrodynamics in two and three dimension. *Complex Systems*, 1:649–707, 1987. Reprinted in *Lattice Gas Methods for Partial Differential Equations*, ed. G. Doolen, p.77, Addison-Wesley, 1990.
- [17] U. Frisch, B. Hasslacher, and Y. Pomeau. Lattice-gas automata for the Navier-Stokes equation. *Phys. Rev. Lett.*, 56:1505, 1986.
- [18] G. Giralaldi, A. Xavier, A. A. Jr, and P. Rodrigues. Lattice gas cellular automata for computational fluid animation. Technical report, National Laboratory for Scientific Computing, <http://arxiv.org/abs/cs.GR/0507012>, 2005.

- [19] G. Grimmett and D. Stirzaker. *Probability and Random Processes*. Oxford University Press, 1992.
- [20] H. Gutowitz. A hierarchical classification of CA. *Physica D*, 45:136, 1990.
- [21] M. G. Hinchey, J. L. Rash, W. Truszkowski, and C. Rouff, editors. *Formal Approaches to Agent-Based Systems, Third International Workshop, FAABS 2004, Greenbelt, MD, USA, April 26-27, 2004, Revised Selected Papers*, volume 3228 of *Lecture Notes in Computer Science*. Springer, 2005.
- [22] C. Hirsch. *Numerical Computation of Internal and External Flows: Fundamentals of Numerical Discretization*. John Wiley & Sons, 1988.
- [23] C. Hoare. *Communicating Sequential Processes*. Prentice-Hall, 1985.
- [24] A. K. Jain. *Fundamentals of Digital Image Processing*. Prentice-Hall, Inc., 1989.
- [25] R. Liboff. *Kinetic Theory: Classical, Quantum, and Relativistic Descriptions*. Prentice-Hall International Editions, 1990.
- [26] R. Milner. *Communication and Concurrency*. Prentice-Hall, New York, 1989.
- [27] NetLogo.
- [28] J. Piasecki. *Echelles de temps multiples en théories cinétique*. *Cahiers de physique*. Press polytechniques et universitaire romandes, 1997.
- [29] P. Sarkar. A brief history of cellular automata. *ACM Comput. Surv.*, 32(1):80–107, 2000.
- [30] J. S. Sichman, R. Conte, and N. Gilbert, editors. *Multi-Agent Systems and Agent-Based Simulation, First International Workshop, MABS '98, Paris, France, July 4-6, 1998, Proceedings*, volume 1534 of *Lecture Notes in Computer Science*. Springer, 1998.
- [31] M. Silhavi. *Mechanics and Thermodynamics of Continuous Media*. Springer-Verlag, New York, 1997.
- [32] D. Sumpter. *From Bee to Society: An Agent-Based Investigation of Honey Bee Colonies*. PhD thesis, University of Manchester, Department of Mathematics, 2000.
- [33] C. Tofts. Relative frequency in a synchronous calculus. Technical report, University of Edinburgh, 1990. LFCS-108.
- [34] C. Tofts. Describing social insect behaviour using process algebra. *Trans. of the Society for Computer Simulation*, pages 227–283, December 1992.
- [35] C. Tofts. Processes with probabilities priority and time. *Formal Aspects of Computing*, 6:536–564, 1994.
- [36] S. Wolfram. *Web Site*.
- [37] S. Wolfram. Universality and complexity in cellular automata. *Physica D*, 10:1–35, 1984.
- [38] S. Wolfram. *Cellular Automata and Complexity*. Addison-Wesley, Reading MA, 1994.