

# Complexity Issues in Finding Succinct Solutions of PSPACE-Complete Problems

January 1, 2019 — 15:52

## Abstract

We study the problem of deciding whether some PSPACE-complete problems have models of bounded size. Contrary to problems in NP, models of PSPACE-complete problems may be exponentially large. However, such models may take polynomial space in a *succinct representation*. For example, the models of a QBF are explicitly represented by and-or trees (which are always of exponential size) but can be succinctly represented by circuits (which can be polynomial or exponential). We investigate the complexity of deciding the existence of such succinct models when a bound on size is given.

# Contents

<b>1</b>	<b>Introduction</b>	<b>3</b>
<b>2</b>	<b>Preliminaries</b>	<b>6</b>
2.1	QBF and Planning . . . . .	7
2.2	Succinct Representations . . . . .	8
<b>3</b>	<b>Succinct Trees</b>	<b>12</b>
3.1	QBF Model Finding . . . . .	13
3.1.1	Succinct Models . . . . .	13
3.1.2	Bounding Matters . . . . .	15
3.1.3	Complexity: Unary Notation . . . . .	17
3.1.4	Complexity: Binary Notation . . . . .	19
<b>4</b>	<b>Succinct Sequences</b>	<b>20</b>
4.1	Succinct Sequences of States . . . . .	22
4.2	Succinct Sequences of Actions . . . . .	26
4.3	Planning . . . . .	33
4.3.1	Succinct Sequences that Are Plans . . . . .	34
4.3.2	Bounding Matters . . . . .	40
4.3.3	Complexity: Unary Notation . . . . .	44
4.3.4	Complexity: Binary Notation . . . . .	47

# 1 Introduction

Artificial Intelligence (A.I.) is a rich source of hard problems. Many of such problems are complete for the complexity class PSPACE, which contains all problems that can be solved by an algorithm that takes at most a polynomial amount of memory [GJ79, Joh90]. Most of the A.I. problems that are in PSPACE-complete can be recast in one of the two following forms (some exceptions exist, and not all problems in the following forms are in PSPACE-complete).

1. find a tree of polynomial height satisfying a given property;
2. find a sequence of exponential length satisfying a given property.

The first class contains for example the problem of deciding the validity of a Quantified Boolean Formula (QBF). A QBF formula is indeed valid if there exists an and-or tree that expresses the assignments of the variables that make the formula satisfied.

The second class contains for example the problem of deterministic planning in STRIPS. It is indeed well known that there exists instances of the planning problem in STRIPS whose solutions (plans) are all of exponential length. This is what indeed makes planning a PSPACE-hard problem: if the size of the plan is “polynomially bounded”, the problem becomes NP-hard.

In both cases the problem can be expressed as: find a “solution” (a suitable data structure) that satisfies a given property. Contrary to the case of NP-complete problems, however, these solutions can be exponentially larger than the problem instance. In particular, some problems of the first kind only admit exponentially large trees as solutions, and some problems of the second kind only admit exponentially long sequences as solutions.

The size of these solution can sometimes be greatly reduced using a succinct representations of trees and sequences. It is indeed easy to show examples of data structures that can be represented very succinctly (with exponentially less space) using an “intelligent” representation. For example, the sequence  $0, 1, 2, 3, \dots, 2^n$  is exponentially long in  $n$ , but can be easily represented in polynomial space. Indeed, compare the following two representations of the same sequence.

**Explicit representation:**

```

0 1 2 3 4 5 6 7 8 9 10 11 12 13 14 15 16 17 18 19 20 21 22
23 24 25 26 27 28 29 30 31 32 33 34 35 36 37 38 39 40 41 42
43 44 45 46 47 48 49 50 51 52 53 54 55 56 57 58 59 60 61 62
63 64 65 66 67 68 69 70 71 72 73 74 75 76 77 78 79 80 81 82
83 84 85 86 87 88 89 90 91 92 93 94 95 96 97 98 99 100 101
102 103 104 105 106 107 108 109 110 111 112 113 114 115 116
117 118 119 120 121 122 123 124 125 126 127 128

```

### Intelligent representation:

```

int main() {
    int i;

    for(i=0; i<=128; i++)
        printf("%d ", i);
}

```

Since the program allows determining the sequence uniquely, we can still say that the above 5-line program is a representation of the sequence. It is however much smaller. Other intelligent representations of the same sequence exists. Such representation are called *succinct*, or *compact*. In general, a succinct representation exploits some kind of regularity of the sequence.

Intelligent representations of trees exists as well. For example, the complete tree of 100 levels, with the same labels for all nodes, takes an amount of space greater than  $2^{100}$  to be explicitly represented, but can also be represented by a very simple C program.

The question of whether all data structures can be compactly represented has an easy negative solution by a simple counting argument by Shannon [Sha49]: in order to represent all binary strings of length  $n$ , at least  $n$  bits of data are necessary. As a result, some exponential-size solutions of a given problem can be succinctly represented, while others cannot. Moreover, a given problem can have solutions that can be compactly represented while others do not. Therefore, it makes sense to establish whether the solutions of a given problem instance can be succinctly represented or not.

This is especially important because we are often interested in finding solutions even if their explicit representation is exponentially long. Two-player games are an example: a typical solution is how one of the player

should move in order to win. Since the moves from the second on depends on the move of the opponent, a solution can be seen as a tree. Yet, such a tree may be representable in little space in some compact form. If such a compression cannot be done, the tree itself cannot be found in full before the start of the game.

Succinct representation of exponentially long sequences may or not be of interest as solutions of problems. In the domain of planning, for example, a plan of exponential length may not be of interest at all because it takes too long to be executed. However, plans of exponential length may be of interest in some cases. As an example, consider the problem of checking whether a system may reach a “forbidden state”. Such a problem may be formalized as planning, where plans represent possible evolutions of the system that lead to a forbidden state. Exponentially long plans are then of interest, as they prove that the forbidden state can be actually reached, i.e., the system does not meet the requirement. As a result, the plan is of interest even if it is composed of an exponential number of steps. On the other hand, in order to actually use the given plan (for example, for checking why the system did not meet the specification) it must be represented in an affordable quantity of space. Since we cannot store, or otherwise work with, an exponentially large data structure, then we may only be interested in plans that are representable in polynomial space.

Regardless of whether we want to find a sequence or a tree, the problem of checking the existence of solutions that takes a given amount of storage space in succinct form is therefore of interest. We study the complexity of this problem.

We consider some prototypical problems of the two categories: QBF for trees and planning for sequences. Trees used for QBFs admit two equivalent natural representations, while many exist for the sequences; in particular, the sequences used for representing plans admit at least four succinct representations.

The analysis proceeds as in the schema of Figure 1. First, we consider the general problem of compactly representing a tree or a sequence, and compare the space efficiency of the different representations. We then specialize the definitions to the case in which trees or sequences are solutions of a problem. We then show that the problem of finding a solution is different from that of finding a succinct solution of bounded size. We then analyze the complexity of the latter problem. As the complexity may depend on whether the bound is in unary or binary notation, we consider both cases. Namely, we show

that finding models of a given size may or may not have the same complexity of the unrestricted problem, and complexity also depends on the specific representation we use for models.

From now on, for the sake of simplicity, we abbreviate “solution in a succinct form” as “**succinct solution**”.

---

**Succinct solutions:** Find a succinct representation of solutions;

**Bounding matters:** prove that a bound on the size of the solutions actually makes the problem different; this is done by showing an instance that only has solutions of exponential size (it may be already known, or easy to show from known results);

**Unary  $k$ :** find the complexity of finding a succinct solution of size  $\leq k$ , where the integer  $k$  is in unary notation;

**Binary  $k$ :** the same, with  $k$  in binary.

---

Figure 1: The steps of the analysis.

---

Formally, we express the polynomiality of the solution to be found by the notation (unary or binary) we use for the size bound  $k$ . The unary notation expresses what is often informally stated as “find something that has size polynomial in the size of the instance”. Indeed, if  $k$  is represented in unary, then any solution of size bounded by  $k$  has linear size in the size of the input, since  $k$  is part of the input, and it takes  $k$  bits to be represented. Therefore, the case of unary  $k$  is of interest when the only admissible solutions are those of polynomial size. While this is probably the most interesting case, a grown in size may be allowed, so exponential solutions are also interesting.

Finally, we remark that the problems considered here are taken as prototypical examples of the PSPACE-complete problems that can be expressed as the search for a tree or a sequence, but many other ones exist.

## 2 Preliminaries

We first define the problems that are analyzed in this paper, and then present our notation for boolean circuits, which are the basis for the succinct representations considered in this paper.

## 2.1 QBF and Planning

A Quantified Boolean Formula (QBF) is a propositional formula whose boolean variables are either universally or existentially quantified. The following is a general form, where  $X_i$  and  $Y_i$  are set of variables and  $E$  is a propositional formula built on these variables.

$$\forall X_1 \exists Y_1, \dots, \forall X_n \exists Y_n. E$$

The propositional formula  $E$  is called the *matrix* of the QBF. We do not impose any special form on the QBF, so the first quantifier can also be existential and the last one universal.

The problem of checking the validity of a QBF is important both theoretically and practically. From a theoretical point of view, the problem of validity of QBFs is a prototypical PSPACE-complete problem; moreover, it is the simplest possible formalization of *games*: a QBF can express whether a player can win. Indeed, this is the case if, for any opponent's move there is a countermove such that, for any opponent's move, etc. Besides games, similar problems of the same structure are MDPs [Bel57], probabilistic and nondeterministic planning [LGM98]. From a practical point of view, QBFs have been used as a common “solution point” for PSPACE problems: as any PSPACE problem can be reduced to validity of QBFs in polynomial time, then a solver for QBF can actually solve, via a translation, any problem that is in PSPACE [CSGG02, Rin99, DLMS02].

The second problem we consider is that of planning. An instance of the problem of planning is composed of an initial state, a specification of the goal states, and a set of actions (often called “operators”). The solution of a planning problem is a plan, i.e., a sequence of actions that leads from the initial state to a goal state. The planning formalism can also express some problems of verification: in order to check that a system never goes into a “forbidden state”, we can instead try to plan to reach such states. If a plan exists, the system does not met the requirement.

Instead of using common planning formalisms such as STRIPS [FN71] or ADL [Ped89], or even enhanced action description languages such as  $\mathcal{A}$  [GL93], we simply assume that actions are described by polynomial functions that determine the next state from the state in which they are applied (non-applicability of actions is not relevant.) This way, we are at the same time generalizing the formalisms for (deterministic and non-probabilistic) planning, without losing the property of actions being simple to evaluate.

## 2.2 Succinct Representations

Every data structure can be represented in more than one way. In this paper we are interested into two simple data structures, sequences and trees. By “explicit representation” of a data structure we mean the data structure itself. As a result, the explicit representation of a sequence is the sequence and the explicit representation of a tree is the tree.

The length of a sequence is the number of elements it contains. However, some sequences allow for a shorter representation of them. For example, the sequence composed of one thousand identical elements has length 1000, but one can think of several other ways for representing such a sequence in a very short space. The same holds for trees: the complete tree of one thousand levels has  $2^{1000} - 1$  nodes, but can be represented in a very compact form.

In this section we make some general considerations about succinct representations. We can formally define a representation of a class of data structures as follows.

**Definition 1** *A representation of a class of data structures  $D$  is a surjective function  $r : D' \rightarrow D$  whose domain  $D'$  is another class of data structures.*

The idea is that every element of  $D$  is represented by at least one element of  $D'$ . This is what “surjective” means: for every  $d \in D$ , there must exist at least one  $d' \in D'$  such that  $r(d') = d$ . This is exactly what we require for a representation of the elements of  $D$ : every element of  $D$  must be represented by an element of  $D'$ . Still better, it must be represented by *at least* an element of  $D'$ . The function  $r$  allows determining the represented element  $d = r(d')$  from its representation  $d'$ .

The definition of representations already contains the first requirement on representations: every element of the set of data structures  $D$  we consider must be “representable”, that is, there is an element of  $D'$  that represents it. The second requirement we consider is about the time needed to determine the represented element from its representation.

**Definition 2** *A representation  $r$  of a class of data structures  $D$  is polynomial if  $r$  is input-output polynomial-time.*

In other words, for every  $d' \in D'$ , it must be possible to reconstruct the represented data structure  $d = r(d')$  in time that is polynomial in the size of  $d$  plus the size of  $d'$ . Using both the size of  $d$  and of  $d'$  is necessary because



large elements of  $D$  can be represented by small elements of  $D'$ , and a large element of  $D$  can represent a small element of  $D$ . Both cases happen in the compact representation we use.

An example of a representation of a sequence is a device that allows determining the next element given the previous ones. The requirement of polynomiality imposes that the device can only take a polynomial amount of time to produce a result. The most general devices that run in time polynomial in the combined size of their inputs and outputs are the boolean circuits.

Indeed, every polynomial-time function can be expressed as a family of circuits of polynomial size. More precisely, every function  $f : \{0, 1\}^n \rightarrow \{0, 1\}^m$  can be expressed by a circuit having  $n$  input gates and  $m$  output gates, and vice versa. If the function  $f$  can be evaluated in polynomial time, the corresponding circuit has polynomial size, and if the circuit has polynomial size the corresponding function is polynomial-time. Therefore, polynomial-time functions correspond to polynomial-size circuits and vice versa.

Circuits can be defined in several equivalent ways, for example using graphs. We however prefer the definition based on propositional formulae because it is easier to write in a text, and more coherent with the rest of the formal part of the paper. A circuit with  $n$  inputs and  $m$  outputs is a boolean formula containing three sets of variables:

**input variables:**  $X = \{x_1, \dots, x_n\}$ ;

**output variables:**  $O = \{o_1, \dots, o_m\}$ ;

**internal variables:**  $Z = \{z_1, \dots, z_k\}$ .

A circuit  $C$  is a formula made of a conjunction of parts as follows, where each of  $C_i$  and  $G_i$  is a boolean formula of some of its arguments containing a single boolean operator (and, or, not).

$$C = \bigwedge_{i=1}^k \left( \begin{array}{lcl} z_1 & \equiv & C_1(x_1, \dots, x_n) \\ z_2 & \equiv & C_2(x_1, \dots, x_n, z_1) \\ z_3 & \equiv & C_3(x_1, \dots, x_n, z_1, z_2) \\ \vdots & & \\ z_k & \equiv & C_k(x_1, \dots, x_n, z_1, \dots, z_{k-1}) \end{array} \right) \wedge \bigwedge_{i=1}^m o_i \equiv G_i(x_1, \dots, x_n, z_1, \dots, z_k)$$

In words, the value of each  $z_i$  is determined in a simple way from the value of the input variables and of the preceding  $z_j$  with  $j < i$ . The output variables values are determined from the values of the variables  $x_i$  and  $z_i$ . Other definitions of circuits exist, but are all equivalent to the one given here. The point is simply that there is a set of input variables, whose value allow for determining the value of other variables, which in turns allows for determining the value of the output variables.

The value of the output variables can be determined from the value of the input variables in linear time (linear in the size of the circuit). A converse result is also easy to give: any polynomial-time function  $f : \{0, 1\}^n \rightarrow \{0, 1\}^m$  can be expressed as a polynomially sized circuit with  $n$  input and  $m$  outputs. Therefore, circuits are a good way for representing polynomial-time functions.

When studying QBFs, it will be important to embed a circuit into a QBF. In particular, it will be useful to use a circuit to encode a relationship between input and output variables that are both quantified in the QBF. Some problems can indeed be expressed in a form like:

$$\forall X_1 \exists Y_1 \dots \exists Y_n (\text{a property is true})$$

and the property can be checked in polynomial time from the value of the variables  $X = X_1 \cup Y_1 \cup \dots \cup Y_n$ . Since we can verify this property in polynomial time, we can express it as a circuit with input variables  $X = X_1 \cup Y_1 \cup \dots \cup Y_n$ . Since a circuit is a formula of a particular kind, we can turn the above into a real QBF.

The property can only be true or false. As a result, its corresponding circuit has a single output variable  $o_1$ . We denote by  $Z$  the internal variables of the circuit. The property is true if and only if  $o_1 \wedge F$  is true. In order to express this formula into a closed QBF, we must specify whether  $o_1$  and  $Z$  are existentially or universally quantified. Only the existential quantification leads to the correct result. Indeed, the output value of the circuit is what results from checking the existence of a value for the output and internal value that satisfy the circuit. As a result, the above “informal formula” is equivalent to the following QBF:

$$\forall X_1 \exists Y_1 \dots \exists Y_n \exists o_1 \exists Z . o_1 \wedge C$$

Formally, we can state the following theorem.

**Theorem 1** *A property expressed as:*

for all values of  $X_1$  there exists a value of  $Y_1$  such that ... the property  $P$  is true

*such that the property  $P$  can be checked in polynomial time from the value of  $X_1 \cup Y_1 \cup \dots$ , is valid if and only if the following QBF is valid:*

$$\forall X_1 \exists Y_2 \dots \exists o_1 \exists Z . o_1 \wedge C$$

*where the formula  $C$  is the circuit expressing the property  $P$ , the variable  $o_1$  is its only output, and  $Z$  is the set of its internal variables.*

The existential quantification of the variables  $o_1$  and  $Z$  can be turned into a universal quantification by replacing the circuit  $C$  with the following one:

$$U(C) = \bigvee_{i=1}^k \left( \begin{array}{l} z_1 \neq C_1(x_1, \dots, x_n) \\ z_2 \neq C_2(x_1, \dots, x_n, z_1) \\ z_3 \neq C_3(x_1, \dots, x_n, z_1, z_2) \\ \vdots \\ z_k \neq C_k(x_1, \dots, x_n, z_1, \dots, z_{k-1}) \end{array} \right) \vee (o_1 \neq G_1(x_1, \dots, x_n, z_1, \dots, z_k))$$

The output value is now the (only) value of  $o_1$  that satisfy the formula  $\forall Z. U(C)$ . Indeed, we have to consider all values for each variable of  $z_i$ . However, when a variable  $z_i$  does not have the same value as the corresponding  $C_i(\dots)$ , the formula  $U(C)$  is true. The only remaining case that is important for the satisfiability of the formula is when each  $z_i$  has the same value of  $C_i(\dots)$ . In particular, the output is true if and only if the QBF  $\forall o_1 \forall Z . \neg o_1 \vee U(C)$  is valid: this formula is indeed valid only if  $U(C)$  is consistent with  $o_1$  being true.

Intuitively, a circuit is a quantified boolean formula; however, being of a special form that is polynomial to evaluate, the kind of quantifiers we use is not important.

Summarizing, an informal property like  $\forall X_1 \dots \exists Y_n. (\text{property})$  involving quantifications can be turned into a formal QBF by replacing the property with a QBF that contains only universally quantified variables. Formally, this can be stated as in the following theorem.

**Theorem 2** *A property expressed as:*

for all values of  $X_1$  there exists a value of  $Y_1$  such that ... the property  $P$  is true

*such that the property  $P$  can be checked in polynomial time, is valid if and only if the following QBF is valid:*

$$\forall X_1 \exists Y_1 \dots \forall o_1 \forall Z . \neg o_1 \vee U(C)$$

*where the formula  $C$  is the circuit expressing the property  $P$ , the variable  $o_1$  is its only output, and  $Z$  is the set of its internal variables.*

### 3 Succinct Trees

Trees can be compactly represented in several ways. The general requirements of a representation are:

1. every tree can be representable;
2. an explicit representation of the tree can be reconstructed from the succinct representation in time polynomial in the size of the explicit representation.

Which representation is the best one depends on how trees are used. Namely, a tree may be visited from the root to the leaves, from a leaf to the root, or level-by-level. Depending on how the tree has to be used, a representation may be more or less natural. We consider the two following representations.

**Directional Representation:** a circuit that, given a path from the root to a node, tells the children of the node;

**Positional Representation:** this is based on the representation of trees using array; namely, it consists in a circuit that takes as input an integer  $i$  and tells the node in position  $i$  of the array; in other words, this is a succinct representation of an array.

The trees that are solutions of the problems of QBF and nondeterministic planning appear to be better represented in the first way. Indeed, a QBF model should tell the value of the existential variable given the preceeding

ones, and the directional representation tells exactly what is the step to do after some variables have been assigned. The same is true for nondeterministic planning, where the solution tells the action to take given the previous ones.

The second representation is more useful when trees have to be visited in some other way, for example by levels. Indeed, this representation allows for finding the nodes at some level quite easily. It can be easily shown that these two representations are indeed equivalent.

**Theorem 3** *Any directional representation of a tree can be translated into a positional representation of the same tree of polynomial size, and vice versa.*

*Proof.* Given a directional representation of a tree, we can find the node in some position by simply starting from the root and generating the path leading to the node in the given position.

On the other way around, given a sequence of nodes, we can find the children of the last one, given the positional representation of the tree by simply determining the position of the last node of the path.  $\square$

Sequences and trees can be put in correspondence in several ways. For example, a sequence can be represented by the nodes of the tree (in the order given by the vector representation) or by the leaves. In order to represent tree with sequences, however, only the first method can be used, and the fact that some positions of the tree may be empty has to be taken into account. We not analyze this correspondence any further.

## 3.1 QBF Model Finding

### 3.1.1 Succinct Models

The problem we consider is the validity of a QBF: deciding whether a given formula  $\exists X_1 \forall Y_1, \dots, \exists X_n \forall Y_n. E$  is valid. A model of such a QBF is an and-or tree in which *and* nodes correspond to universal variables, while *or* nodes correspond to existential variables. Such a tree allows determining the value of the existentially quantified variables given the value of the variables in the preceding quantifications.

Since all internal “and” nodes have two children, the size of a QBF model is exponential in the number of universally quantified variables. Models can however sometimes be more compactly represented using the representations of tree defined in the previous section: directional or positional.

The directional representation appears to be the most direct in representing models of a QBF. Indeed, a model of a QBF is a way for determining the value of the existential variables from the value of the previous variables. In terms of trees, each node is determined from the path linking the root to it. The directional representation of a tree is exactly a way for representing trees using a function for telling a node from the path from the root to it.

In the directional representation of trees, a QBF model is a circuit representing a function from paths to nodes. Formally, a QBF model is a set of functions determining the values of each set of existentially quantified variables from the preceding universal ones. The compact representation of a model of a QBF  $F = \forall X_1 \exists Y_1 \dots \forall X_n \exists Y_n . E$  is a set of  $n$  circuits  $M = \{C_1, \dots, C_n\}$ . Each circuit  $C_i$  has  $X_1, \dots, X_i$  as inputs and  $Y_i$  as output.

Evaluating a formula  $F = \forall X_1 \exists Y_1 \dots \forall X_n \exists Y_n . E$  w.r.t. such a model  $M = \{C_1, \dots, C_n\}$  is done as follows: consider each possible evaluation of the variables in  $X_1$ , and determine the corresponding value of  $Y_1$  with the circuit  $C_1$ ; then, consider any possible evaluation of  $X_2$ , and for each of them determine the value of  $Y_2$  from those of  $X_1$  and  $X_2$  using the circuit  $C_2$ ; when all variables are assigned, check whether the truth evaluation of the variables satisfies the formula  $E$ . This recursive procedure determines in polynomial space whether a model satisfies a formula.

A trivial consequence of this algorithm is that the problem of checking whether a QBF has a model that is large at most  $k$  is in PSPACE, if  $k$  is represented in unary notation: nondeterministically guess a set of circuits  $M$  of size bounded by  $k$ , and then check the formula. Since checking only requires polynomial space, the whole problem is  $\text{NP}^{\text{PSPACE}}$ , which is known to be equal to PSPACE [Sav70].

A compact representation of a model, if any, can also be determined by a QBF prover that returns an evaluation of the first existentially quantified variables. Indeed, we can express the existence of a compact model of a QBF as a guessing followed by a PSPACE problem, and this means that what is guessed (the compactly represented model) is encoded in the first existentially quantified variables.

The other problems that are closely related to QBFs, such as MDPs, would also lead to a similar representation of models. The corresponding concept of models in MDPs is that of policy: a policy is a way for telling the action to execute in each possible state, that is, determining what we can choose (the action, or the existential variables) from what we cannot choose

(the state we are currently in, or the value of universal variables.)

### 3.1.2 Bounding Matters

Finding a succinct representation of models is the first step of the analysis as shown Figure 1. For the QBF validity problem, we have chosen the directional representation in the previous section. The second step is that of proving that bounding matters: we have to show that the problem of finding a model is affected by the presence of a bound in the size of the model.

We first show that bounding the size of models modify the problem of QBF validity. In other words, we prove that the validity of a QBF can change if we add a constraint on the size of its models. The formula  $\forall x_1 \exists y_1. x_1 \equiv y_1$  has exactly one model  $\{y_1 \equiv x_1\}$ : this is the model in which  $y_1$  is assigned to the same value of  $x_1$ . Nevertheless, it has no model of size bounded by  $k = 0$ , as the only two such models are  $\{\top\}$  and  $\{\perp\}$ , and none of them satisfy the QBF.

This very argument can be used to prove that constraining models to be representable with a given size makes valid formulae unsatisfiable.

**Theorem 4** *For any  $k$  there exists a valid QBF that have size polynomial in the value of  $k$ , and have no models representable in size  $k$  or less.*

*Proof.* The QBF of the theorem is the following one:

$$F = \forall x_1 \exists y_1 \cdots \forall x_k \exists y_k . y_k \equiv x_1 \vee x_2 \vee \cdots \vee x_k$$

In any model  $\{C_1, \dots, C_k\}$  of this formula, the last circuit  $C_k$  must be equivalent to  $y_k \equiv x_1 \vee \cdots \vee x_k$ . This circuit alone has size  $k + 1$ , and no equivalent circuit is smaller. This proves that  $F$  is valid, but has no model of size  $k$  or less.  $\square$

This theorem proves that the problem of establishing the validity of a QBF and the problem of establishing the validity of a QBF with a model of a given size are different problems. Nevertheless, the claim itself was quite obvious from the beginning. What would be more interesting to prove is that there are valid formulae that do not have any polynomially sized models.

In the other way around: is the sentence “a formula is valid if and only if it has a polynomial model” true for all formulae? Such property would be similar to the Finite Model Property. We formally express the question for arbitrary problems as follows.

**Property 1 (Polynomial Solution Property)** *A problem has the Polynomial Solution Property if there exists a polynomial  $p$  such that any problem instance  $I$  has a solution if and only if it has a solution of size bounded by  $p(||I||)$ .*

This property can hold or not depending on what we consider the solution of a problem to be. For example, the QBF validity problem has the polynomial solution property if we take the solution of the problem to be only the validity of the problem, since this solution can only be “yes” or “not”. If the solution of the QBF validity problem is instead a model of the QBF, the problem will be proved not to have the polynomial solution property. In general, the property might hold or not depending on how solutions are represented, but this is not the case for the QBF validity problem.

We show that the Polynomial Solution Property does not hold for the QBF validity problem when the solution is a model of the QBF in the directional representation, unless the polynomial hierarchy collapses. The proof is not much different from the ones used for POMDPs by Papadimitriou and Tsitsiklis [PT87].

**Theorem 5** *If the Polynomial Solution Property holds for the QBF validity problem when the solution is a model in the directional representation, then  $\Pi_2^p \subseteq \Sigma_2^p$ .*

*Proof.* Let us consider the  $\Pi_2^p$ -hard problem of checking the validity of QBFs in the form  $F = \forall X \exists Y . E$ . We prove that the Polynomial Solution Property implies that this problem can be expressed as a QBF formula in which the existential quantifiers are before the universal one. Since the validity of such formulae is in  $\Sigma_2^p$ , this proves the claim.

Assuming the Polynomial Solution Property, any QBF is valid if and only if it has a model of polynomial size. Let  $p$  be this polynomial:  $F$  is valid if and only if there exists a model  $M$ , of size bounded by  $p(||F||)$ , that expresses the value of the existentially quantified variables in function of the universal ones.

Therefore, we can express the validity of  $F$  as follows:

There exists a model  $M$  such that, for each possible value of  $X$ , the value of  $Y$  that result from evaluating  $M$ , together with the value of  $X$ , satisfy  $E$ .



The property “the value of  $Y$  ... satisfy  $E$ ” can be checked in polynomial time, as it amounts to determining the output of the circuits in  $M$ , and then using this output to check the validity of a propositional formula  $E$ . Note that the polynomiality of  $M$  is essential both to express the model as a set of propositional variable and to make the property above polynomial.

By Theorem 1, the above property can be formalized by the following QBF, where  $C$  is the circuit expressing the polynomial property, and  $o_1$  is its only output while  $Z$  is the set of its internal variables.

$$\forall M \exists X \exists o_1 \exists Z . o_1 \wedge C$$

This proves that a  $\Pi_2^p$ -complete problem, as the validity test of a formula like  $F$  is, can be polynomially reduced to a problem in  $\Sigma_2^p$ , and therefore  $\Pi_2^p \subseteq \Sigma_2^p$ .  $\square$

A similar proof can be used to show that the Polynomial Solution Property for the QBF validity problem implies the collapse of PSPACE to  $\Sigma_2^p$  as well.

A similar result can be proven for every problem that is PSPACE-hard and for every succinct representation of solution such that checking the validity of a solution over the problem instance is in a class of the polynomial hierarchy. The proof is similar to the one shown above: if the polynomial solution property holds, then the problem can be expressed as: “there exists a valid solution”. This sentence can be formally expresses as: “there exists a solution of size bounded by a polynomial in the problem instance, such that the solution is valid w.r.t. the problem instance”. If the problem of verifying a solution is in a class  $\Pi_n^p$ , the problem itself is in the class  $\Sigma_{n+1}^p$ . Since the problem is PSPACE-hard, that would imply that  $\text{PSPACE} \subseteq \Sigma_{n+1}^p$ .

This result establishes the difference between the problems of existence of model with or without size limits. The problem with no bound has already been investigated, and many results are in the literature [Pap94]. In the next section, we concentrate on the problem with bounds.

### 3.1.3 Complexity: Unary Notation

In this section, we begin the study of complexity of the problem of deciding the existence of a model of size bounded by  $k$ , corresponding to the third and fourth steps of Figure 1. The first case is when  $k$  is in unary. As already remarked, if we can afford saving a model of size  $k$ , we also have the room

to write  $k$  in unary. This assumption corresponds to setting a polynomial bound on the size of the models.

**Theorem 6** *The problem of deciding whether a QBF formula has a model of size bounded by  $k$  is in  $\Sigma_2^p$ , if  $k$  is represented in unary notation.*

*Proof.* Deciding whether a formula  $F = \forall X_1 \exists Y_1 \dots . E$  has a model of size bounded by  $k$  can be informally expressed as follows:

there exists a model  $M = \{C_1, \dots, C_n\}$  such that, for all values of  $X_1, X_2, \dots, X_n$ , these values and the values of  $Y_i$  that result from evaluating the circuits  $C_1, \dots, C_n$ , satisfy the formula  $E$ .

Note that the fact that  $M$  is of size (at most)  $k$ , makes the first “informal quantification” of the formula to be expressed as the existential quantification of a polynomial number of variables. Moreover, the sentence “these values and ... satisfy the formula  $E$ ” can be then checked in polynomial time.

Using Theorem 2, the above property can be expressed as a QBF. Namely, we can express the property as a circuit  $C$ , with output  $o_1$  and internal variables  $Z$ . By Theorem 2, the property above can be formalized as:

$$\exists M \forall x_1 \dots x_n \forall o_1 \forall Z . \neg o_1 \vee U(C)$$

This QBF has only one alternation of quantifiers; namely, there is a set of existentially quantified variables followed by a set of universally quantified variables. Therefore, the problem is in  $\Sigma_2^p$ .  $\square$

Note that the unary representation of  $k$  is essential, as it allows expressing the existence of a circuit with the existence of values for a set of variables  $M$  with polynomial cardinality.

**Theorem 7** *Checking existence of a model of size bounded by  $k$  is  $\Sigma_2^p$ -hard, if  $k$  is represented in unary notation.*

*Proof.* The validity of a formula of the form  $F = \exists X \forall Y . G$  amounts to checking the existence of a model for it. Such a model is always of polynomial size: since no universal variable precedes the existential ones, the circuit giving the value of the variables  $X$  has no input variables, i.e., it is a set of formulae like  $x_i \equiv \text{true}$  or  $x_i \equiv \text{false}$ . Therefore, the problem of checking the existence of a model for a QBF  $F = \exists X \forall Y . G$  is exactly the same as checking the existence of a model of size bounded by  $\|X\|$ . As a result, the problem of checking whether a formula has a model of given size is  $\Sigma_2^p$ -hard.  $\square$

### 3.1.4 Complexity: Binary Notation

We now study the complexity of the problem when  $k$  is not expressed in unary but in binary notation. The first, obvious result is that the complexity of finding models is at least the same as in the case of unbounded models.

**Theorem 8** *The problem of deciding whether a QBF formula has a model of size bounded by  $k$  is PSPACE-hard, if  $k$  is represented in unary notation.*

*Proof.* Let  $n$  be the number of all variables in the formula. Any model is composed of circuits with (at most)  $n$  input variables and  $n$  output variables. Now, any function from  $n$ -tuples of bits to  $n$ -tuples of bits can be expressed as a circuit with an exponential number of gates and no internal variables. Therefore, using  $k = c2^n$  with a suitable value of the constant  $c$ , the bound is made irrelevant, that is, a QBF is valid if and only if it has models of size bounded by  $k$ .  $\square$

The problem can then be in PSPACE, or maybe EXPTIME-hard. It can be proved that the latter implies a separation result between P and PSPACE.

**Lemma 1** *If the problem of deciding the existence of a model of a QBF, of size bounded by  $k$  (represented in binary) is not in P, then  $P \neq \text{PSPACE}$ .*

*Proof.* We prove the claim by inverting it, that is, we assume that  $P = \text{PSPACE}$ , and prove that the problem of existence of models is in P. If  $P = \text{PSPACE}$ , the problem of validity of a QBF is in P. We show that any model of it can be then represented in polynomial space. Namely, we show that, under the assumption, the value of each  $Y_i$  can be determined from the universal variables preceding it in polynomial space, and therefore in polynomial time. As a result, the function telling the value of  $Y_i$  can be expressed as a circuit of polynomial space. The set of circuits for all  $Y_i$  therefore forms a model of polynomial size. Therefore, the problem of checking the existence of a model can be solved with a single nondeterministic guessing: being in NP, the problem is therefore in P by assumption.

Consider a set of existentially quantified variables  $Y_i$ . The following algorithm tells the value of  $Y_i$  from an arbitrary evaluation of the variables preceding it:

1. simplify the QBF by setting the value of the variables whose value is known;

2. obtain two QBFs by setting the first variable of  $Y_i$  to **true** and **false**;
3. the two resulting QBFs can be solved in polynomial space, and therefore in polynomial time;
4. output one of the values of the variables that make the resulting QBF valid, if any;
5. set the value of the variable, and iterate over the subproblems.

This algorithm runs in polynomial time, and therefore can be expressed as a circuit of polynomial size. By putting all these circuits together, we obtain a model of the QBF.

The problem of existence of a model of a given size can be then solved by guessing a circuit whose size is bounded by the minimal among  $k$  and the polynomial bound, and then checking whether it is a model (this also requires polynomial space, and then time). As a result, the problem is in NP, which is by assumption equivalent to P.  $\square$

Note that EXPTIME-hard problems are known not to be in P. A simple consequence of the above theorem is that the problem is not EXPTIME-hard, unless  $P \neq PSPACE$ .

**Corollary 1** *If the problem of deciding the existence of a model of a QBF, of size bounded by  $k$  (represented in binary) is EXPTIME-hard, then  $P \neq PSPACE$ .*

Whether the problem is in EXPTIME is still an open problem.

## 4 Succinct Sequences

The problem we consider is that of representing sequence of elements. For the problem of planning, a solution can be a sequence of states or a sequence of actions. A sequence of actions generates a single sequence of states, but the same sequence of states can be generated by many sequences of actions. The way models are represented depends on two factors:

1. the sequences can contain repeated elements or not;
2. the set of all possible elements of the sequences is given explicitly or it is the set of propositional interpretations over a set of boolean variables.

For the problem of planning, a solution can be a sequence of states or a sequence of actions. These two sequences are exactly the opposite of each other as for the two properties above.

A sequence of states cannot (or can be supposed not to) contain repetitions: once a goal state is reached, there is no need to go ahead. The states are propositional interpretations over a set of propositional variables.

A sequence of actions can contain repeated elements: in some cases, the only plans of an instance contain the same action more than once, or even an exponential number of times. The set of actions is typically given explicitly, that is, an enumeration of all possible actions is given. Sequences of actions are therefore exactly the opposite of sequences of states w.r.t. the properties of repeated elements and representation of the elements.

A succinct representation that can be used for every sequence is that of a circuit producing the  $n$ -th element of the sequence having  $n$  as input. We call this the time/element representation of the sequence.

**Definition 3 (Time/Element Representation)** *The time/element representation of a sequence is a pair  $\langle C_{TE}, N \rangle$ , where  $N$  is the length of the sequence and  $C_{TE}$  is a circuit that outputs the  $n$ -th element of the sequence whenever its input is  $n$ .*

A sequence with no repetitions can also be represented by a rule telling the next element from the previous one.

**Definition 4 (Next Element Representation)** *The next element representation of a sequence with no repetitions is a triple  $\langle s_0, C_{EE}, N \rangle$ , where  $s_0$  is the first element of the sequence,  $N$  is the length of the sequence and  $C_{EE}$  is a circuit that outputs the  $n + 1$ -th element of the sequence whenever its input is  $n$ -th element.*

The two representations to solutions can be applied to the the planning problem as follows. The solution of a planning problem is either a sequence of states or a sequence of actions. Both kinds of sequences can be represented both in the time/element representation and in the next element representation, the latter requiring some care for the case of sequences of actions.

**Time/State Representation:** a sequence of states in the time/element representation;

**Next State Representation:** a sequence of states in the next element representation;

**Time/Action Representation:** a sequence of actions in the time/element representation;

**Next Action Representation:** since a sequence of actions can contain repeated elements, the element/element representation cannot be used directly; however, since the sequence of states cannot contain repeated element, a sequence of actions can be represented by a correspondence between every state and the action to execute in it.

In the next section, we show some general results about the succinctness of these four representations of sequences.

## 4.1 Succinct Sequences of States

In order to prove that some representations of sequences are more succinct than other ones, we employ concepts from computational complexity, compilability classes and reductions [CDLS02, Lib01]. If  $X$  and  $Y$  are two methods for representing the same data, the following strategy proves that  $Y$  can represent some sequences in exponentially less space.

1. Choose a problem whose input is a sequence, and possibly some other data;
2. prove that this problem can be easily solved when the sequence is in representation  $X$ ;
3. prove that the problem is hard when we use representation  $Y$ .

When “compilability hardness” is used (instead of the hardness based on polynomial many-one reductions), we can conclude that there are sequences that can be represented in polynomial space using representation  $Y$ , but always takes super-polynomial space in representation  $X$ . Note that the more “space efficient” representation is the one that is the more complex. This tradeoff between complexity and space efficiency seems to be a general phenomenon [CDS96].

We first consider the two representations of sequences of states: the time/state and the next state representations, which are formally defined as follows.

**time/state representation:** a sequence of states is a pair  $\langle C_{TS}, N \rangle$  where  $N$  is the number of elements of the sequence and  $C_{TS}$  is a circuit that outputs the  $t$ -th element of sequence when its input is  $t$ ;

**next state representation:** a sequence of states is a triple  $\langle s_0, C_{SS}, N \rangle$  where  $N$  is the number of elements of the sequence,  $s_0$  is the first element, and  $C_{SS}$  is a circuit that outputs the next state when its input is the current one.

We now formally prove the following result: there are sequences that take polynomial space in the time/state representation, but cannot be polynomially represented in the next state representation. The first step of the strategy is to choose a problem.

**Definition 5** *The time point problem is that of deciding whether a state is the  $t$ -th element of a sequence.*

Since this problem instances contain a sequence (plus the number  $t$ ) it satisfies the only requirement of the strategy.

The second step is to prove that the problem is easy to solve if the sequence is in one representation. The time point problem is trivially polynomial if the sequences are in the time/state representation, as it amounts to determining the output of the circuit  $C_{TS}$  given its input.

The last step is to prove that the problem is hard if the sequences are in the other representation. We prove that the time point problem is  $\|\rightsquigarrow$ NP-hard, when the next state representation is used.

**Theorem 9** *The time point problem is  $\|\rightsquigarrow$ NP-hard, if the fixed part is the next state representation of the sequence and the varying part is the time point.*

*Proof.* We give a reduction from  $\ast 3\text{sat}$  to the time point problem. We assume that formulae in  $3\text{cnf}$  are uniquely associated to strings of  $m$  bits. We also consider propositional interpretations as strings of  $r$  bits.

The reduction is as follows. Given a formula, the states of the sequence are composed of four parts, like  $\langle F, M, x, y \rangle$ , in which  $F$  is a string of  $m$  bits (and is thus associated to a formula),  $M$  is a string of  $r$  bits (and is thus associated to a propositional interpretation), and  $x$  and  $y$  are bits.

The next state circuit we consider is  $C_{SS}(\langle F, M, x, y \rangle) = \langle F', M', x', y' \rangle$ , where:

- $F' = F$  if  $y$  is 0; otherwise,  $F'$  is the string of  $m$  bits that follow  $F$  (i.e.,  $F' = F + 1$ );
- $M' = M + 1$  if  $y = 0$ ; otherwise  $M'$  is the string of all 0's;
- if  $M$  satisfies  $F$  then  $x'$  is 1; otherwise  $x' = x$ ;
- if  $M$  is composed only of 1's, then  $y' = 1$ ; otherwise,  $y' = 0$ .

The represented sequence is composed of a separate chunk for each formula. The first state of the chunk is  $\langle F, 0 \dots 0, 0, 0 \rangle$ . The next state contains  $F$ , the next model, and  $x$  is determined according to the validity of  $F$  in the first model. The sequence ends when all models have been considered. Indeed, when the string representing the model is  $1 \dots 1$ , in the next state  $y$  is set to 1; in the next state, a new formula is considered, and the model is reset to the one setting to 0 all variables. The following table gives an idea of the chunk corresponding to a formula  $F$  whose first satisfying model is  $01101 \dots 01$ .

Formula ( $m$ bits)	Model ( $r$ bits)	$x$	$y$	
$F'$	00000...00	0 or 1	1	
$F$	00000...00	0	0	
	$\vdots$			
$F$	01101...01	0	0	first satisfying model of $F$
$F$	01101...10	1	0	in the next state, $x$ goes to 1
	$\vdots$			
$F$	11111...11	1	0	
$F$	00000...00	1	1	
$F''$	00000...00	0	0	

The first element of the table is the last state of the chunk of the previous formula  $F'$ . The first element of the chunk associated to the formula  $F$  is the state composed of  $F$ , the sequence of  $r$  zeros, and two other 0's. The successor of each state has the next string of  $r$  bits. The bit  $x$  is set to 1 whenever the model associated to the string of  $n$  bits satisfies the formula. The last string of  $r$  bits it that composed of all 1's. The successor of this state is the one in which  $y$  is finally set to 1. This concludes the chunk: the next element of the sequence is the first state of the chunk associated to the formula  $F''$ , which is the one that follows  $F$  in our representation.



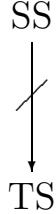
It is now clear how satisfiability of  $F$  can be checked. The first element of the sequence is the first state of the chunk associated to the first formula. It is then easy to locate the chunk corresponding to a formula in the whole sequence. Indeed, each chunk is composed of  $2^r + 1$  states. Therefore, the chunk that corresponds to the formula whose string of bits represent the number  $k$  starts at the  $k \times (2^r + 1) + 1$ -th element of the sequence. The *last* element of the chunk indicates whether the formula is satisfiable or not (the bit  $x$  tells this). Therefore, given a formula which is represented by the string of  $m$  bits whose represented integer is  $k$ , its satisfiability amount to checking whether the  $(k + 1) \times (2^r + 1)$ -th element of the sequence is  $\langle k, 0 \dots 0, 1, 1 \rangle$ .

This proves that the problem of satisfiability can be polynomially reduced to the problem of determining the  $t$ -th element of a sequence in the next state representation. Moreover, the circuit and the initial state only depends on the number of variables in the formula, while the formula only affects the specific integer  $t$  and state. This is therefore a  $\leq_{nucomp}$  reduction from  $\ast 3sat$  to the time point problem, which is thus  $\parallel \rightarrow$  NP-hard.  $\square$

This proves that the next state representation is more space efficient than the time/state representation on some sequences.

**Corollary 2** *Some sequences can be represented in polynomial space in the next state representation, but cannot in the time/state representation.*

We indicate such a result by  $\mathbf{SS} \not\rightarrow \mathbf{TS}$ , or graphically as follows.



The fact that some sequences are better represented in the next state representation does not make it the best representation for all sequences. Indeed, there may be other sequences that are shorter in the time/state representation. There is some evidence that this is actually the case: we show that the existence of a polynomial-size reduction from the time/state representation into the next state one has some unlikely consequences. In particular, it would imply that the inverse of any polynomial permutation is in P/poly.

**Theorem 10** *If there always exists a next state circuit of polynomial size in the size of an equivalent time/state circuit, then the inverse of any one-to-one, length-preserving polynomial function is non-uniformly polynomial.*

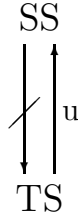
*Proof.* A permutation is a one-to-one length-preserving function (i.e., a mapping from strings of  $n$  bits into strings of  $n$  bits that always maps different strings into different strings). Let  $f$  be a polynomial permutation. We consider the sequence represented (in the time/state representation) by  $\langle C_{TS}, 2^{n+1} \rangle$ , where:

$$\begin{aligned} C_{TS}(x0) &= f(x)0 \\ C_{TS}(x1) &= x1 \end{aligned}$$

This circuit is polynomially large, as  $f$  is a polynomial function.

A polynomial-size next state representation of the same sequence would allow inverting the function  $f$ , that is, determining  $f^{-1}(x)$  for any  $x$ . Indeed, a next state circuit  $C_{SS}$  for this sequence allows determining  $x$  from  $f(x)$  in polynomial time because  $x1 = C_{SS}(f(x)0)$ .  $\square$

The consequence of the theorem seems unlikely [RH99]. We therefore write  $\mathbf{TS} \xrightarrow{u} \mathbf{SS}$  with the “u” meaning “unlikely”. The reducibility results found so far are graphically represented as follows.



## 4.2 Succinct Sequences of Actions

As for sequences of states, a sequence of actions can be represented by a function from time points to actions, or a function from states to actions, leading to the two following representations.

**time/action representation:** a plan is represented by a triple  $\langle s_0, A, C_{TA}, N \rangle$ , where  $s_0$  is the initial state,  $A$  is a set of actions,  $C_{TA}$  is a circuit that tells the action to apply at a given time point, and  $N$  is the length of the plan;

**next action representation:** a plan is represented by a triple  $\langle s_0, A, C_{SA}, N \rangle$ , where  $s_0$  is the initial state,  $A$  is a set of actions,  $C_{SA}$  is a circuit that tells the action to apply in any given state, and  $N$  is the length of the plan<sup>1</sup>.

Together with the two representations of sequences of states, we have four possible ways for representing a sequence. We compare their space efficiency. The following three results are trivial, and therefore not formally stated as theorems.

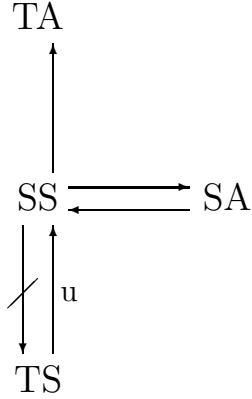
**SS→SA and SS→TA:** both conversions are based on taking  $C_{SS}$  to be the definition of the single action  $a$ ; the sequence of states can be generated by repeatedly applying  $a$  regardless of the current state or the time point; the next action and state/action representations of this sequences are made of the circuit that always outputs  $a$  regardless of time and current state;

**SA→SS:** a sequence in the next action representation can be polynomially converted into the next state representation: given a state, we can compute the next one polynomially (find the next action, and apply it); therefore, the function that computes the successor of each state is polynomial, and can therefore be represented by a polynomial circuit;

By transitivity, a sequence in SA can be polynomially translated into TA. However, the representations of the sequence in SA and TA may have different sets of actions. This issue will be taken into account in the next section. The results proved so far about reducibilities between representations are summarized by the following figure.

---

<sup>1</sup>This representation can be seen as an implementation of universal planning: a detailed comparison is in the conclusions.



We now show that some plans can be shortly represented in the time/action representation but cannot in the time/state one. This is proved by showing that the time point problem is hard in the time/action representation.

**Theorem 11** *The time point problem is  $\|\rightarrow$ NP-hard, if the sequence is in the time/action representation.*

*Proof.* The idea is that some actions can leave some parts of the state unchanged. As a result, we can carry some information from one state to another. This is what makes this representation more powerful of the time/action representation, where the state must be completely determine from the time point.

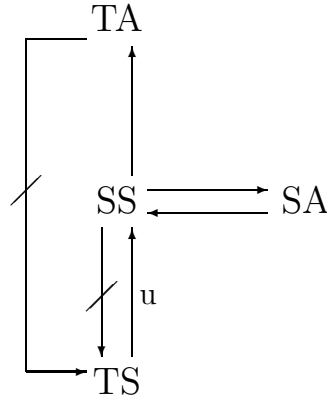
Let  $F$  be a formula of which we want to test satisfiability. We consider a sequence of length  $2^n$ , where  $n$  is the number of variables of  $F$ . Every time point in this sequence can be seen as a propositional interpretation over the variables of  $F$ . As a result, we can say that  $F$  is valid or invalid in a time point  $t$ . We only need one state variable, which is initially false.

We only need two actions *sat* and *unsat*, which have very simple effects: *sat* makes the only bit of the state 1, while *unsat* has no effects. The time/action circuit is as follows: given a time point  $t$ , apply action *sat* or *unsat* according to the validity of  $F$  in  $t$ . At the end of the sequence, the last bit of the state is 1 if and only if the formula is satisfiable.

This proof is correct. However, plans cannot have repetitions of states. Therefore, we modify the state by making it a sequence of  $n + 1$  bits. The first bit is the satisfiability of the formula as before, while the other  $n$  ones are simply copies of the time point: in the initial state they are all zero, and are increased by one by the actions *sat* and *unsat*.

In order to get a proof of  $\|\rightsquigarrow$ NP-hardness, we use a number of other state variables for encoding all possible 3cnf formulae  $F$  of a fixed number of variables. The sequence of states will be then composed of a chunk for each formula, and test the state at the end of the corresponding chunk, as in the proof of Theorem 9.  $\square$

As an immediate consequence of the fact that the time point problem is easy in the time/state representation, we have that  $\mathbf{TA} \not\rightsquigarrow \mathbf{TS}$ . This allows adding a new arrow to the figure.



From the previous results, we know that sequences in the next action representation can be polynomially converted into the time/action representation. We now prove that the converse is not possible. To this aim, we show a problem that is easy in the next action representation but hard in the time/action one.

**Definition 6** *The next action problem is that of determining whether an action is the one to execute in a given state.*

This problem only makes sense when the representation used for the sequences include a set of actions. As a result, we can use this problem only for comparing the time/action and the next action representations. However, actions will also be included in the other two representations in the next section.

This problem is clearly polynomial if the plan is in the state/action representation. We have to show that it is hard in the time/action representation.

**Theorem 12** *The next action problem is  $\|\rightsquigarrow$ NP-hard, if the plan is in the time/action representation.*

*Proof.* The proof is similar to that of Theorem 9. Namely, we have a separate chunk of actions for each possible formula over  $n$  variables. The state at the end of any such chunk tells the satisfiability of the formula.

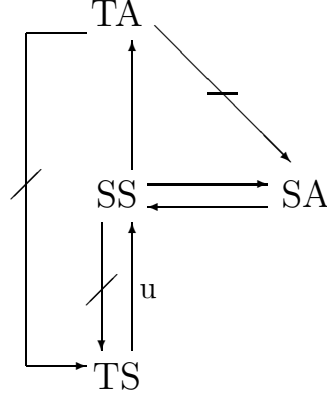
Formula ( $m$ bits)	Model ( $r$ bits)	$x$	$y$	
$F'$	00000...00	0/1	1	
$F$	00000...00	0	0	
	$\vdots$			
$F$	01101...01	0	0	first satisfying model of $F$
$F$	01101...10	1	0	in the next state, $x$ goes to 1
	$\vdots$			
$F$	11111...11	1	0	
$F$	00000...00	1	1	
$F''$	00000...00	0	0	

Some changes are needed to make this sequence representable with a time/action circuit. Namely, we are forced to tell exactly which action is executed in each time point. This means that the successor of a state is only determined by whether the action has a given effect in that state or not, and not on which actions is executed in the time point. For example, to make the transition of the  $x$  bit from 0 to 1, we cannot use two separate actions to execute in alternative, but we need a single action, whose effect is to set the  $x$  bit depending on the satisfiability of the formula.

The problem is that of checking whether an action is to be executed in a state, not to check the occurrence of a state at a given time point. This is however not a problem: when we arrive at the last state of the sequence  $F0 \dots 0x1$ , we execute the action  $a$ , which begins the new chunk. This means that the action  $a$  is executed in  $F0 \dots 001$  if and only if  $F$  is satisfiable. The only remaining point is to ensure that the state  $F0 \dots 001$  occurs in the sequence, and it has to occur once. This can be done by introducing a new state in the sequence, which is exactly  $F0 \dots 0(\neg x)1$ . Moreover,  $a$  has the only effect of inverting the  $x$  bit, while the next action starts the new chunk.

In order to ensure that the state occurs in the sequence, we have to define the sequence in such a way the state occurs at  $t_1$  if the formula is satisfiable, and at  $t_2$  if it is not. If, for example,  $t_1 < t_2$ , and the state is the  $t_1$ -th of the sequence, then we can cut the sequence by directly applying the actions of  $t_2$ . This is still a plan. This means that the sequence of actions we have defined cannot be a minimal plan of any planning instance.  $\square$

This theorem implies  $\mathbf{TA} \not\rightarrow \mathbf{SA}$ . Together with the previous results, the graph of reducibility becomes as follows.



We now consider whether  $\mathbf{TS} \rightarrow \mathbf{TA}$  holds or not. Some evidence indicates that this question has a negative answer. The difficult part of converting  $\langle C_{TS}, N \rangle$  into  $\langle s_0, A, C_{TA}, N \rangle$  is that both  $A$  and  $C_{TA}$  must be polynomial in the size of the original representation. Since we can only have a polynomial number of actions, the circuit  $C_{TA}$  can only have a logarithmic number of outputs. While  $C_{TS}$  is an unrestricted circuit, the combination of  $C_{TA}$  and  $A$  can be considered as a single circuit composed of two “stages”, where only a logarithmic number of variables are shared between the two stages.

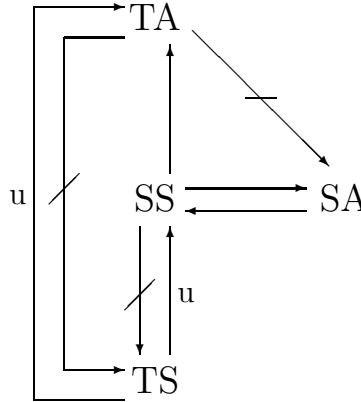
If repetition of states were allowed, we could use the simple following sequence of states: the state at an even time point is equal to the time point itself; the state at an odd time point is composed of all zeros. A time/state representation of this sequence is very easy to produce, as the state in every time point can be calculated in a very simple way from the time point. On the other hand, while converting this sequence into the time/action representation we have the problem that only a polynomial number of actions can be generated. Since all states at odd time points are equal, all actions give the same results on them. Since the successors of the odd-time states are all different, that means that we need an exponential number of actions. This proof cannot however be used for sequences of states with no repeated elements. The point is that all odd-time states must be different from each other.

The following theorem shows that  $\mathbf{TS} \not\rightarrow^u \mathbf{TA}$ , that is, the existence of a reduction from the time/state representation into the time/action representation is unlikely.

**Theorem 13** *If there always exists a time/action circuit of polynomial size in the size of an equivalent time/state circuit, then the inverse of any one-to-one, length-preserving polynomial function is non-uniformly polynomial.*

*Proof.* Given an arbitrary polynomial permutation  $f$ , we can consider sequence composed by  $f(x)0$  followed by  $x1$ , for  $x$  ranging from 0 to  $2^m$ . This sequence is easy to represent in the time/state representation. Let us now assume that there exists  $A$  and  $C_{TA}$  encoding the same sequence. This implies that the permutation is invertible. Indeed, given  $f(x)$ , we know that the state that is the successor of  $f(x)0$  is  $x1$ . We however also know that one of the actions in  $A$  is executed in  $f(x)0$  and results in the next state  $x1$ . We can therefore determine the state that results from applying each action  $a_i \in A$  to the state  $f(x)0$ . If this is a state  $y1$  with  $f(y) = f(x)$ , we know that  $x = y$ , as  $f$  is a permutation. As a result, we have inverted the permutation  $f$  by simply evaluating the result of each circuit in  $A$  with input  $f(x)0$ . Since the time/action representation is polynomial in size, so is  $A$ : therefore, the algorithm runs in polynomial time, and inverts the polynomial permutation  $f$ .  $\square$

This proof, as the one of Theorem 10, is based on a sequence of states for which it is difficult to produce a set of actions for moving from one state to the next one. On the other hand, sequences that are plans of planning problems results from problems in which a set of actions is already specified. This issue is considered in the next section. The following figure shows the results obtained so far.



Remarkably, all arrows from TS are labeled with “u”. In other words, the non-reducibility of this representation to the other ones is conditioned to non-invertibility of polynomial permutations.



### 4.3 Planning

In this section, we analyze the problem of planning. An instance of the problem of planning is composed of an initial state, a specification of the actions, and one or more goal states. In this paper we consider a language that is general enough to include languages such as STRIPS and  $\mathcal{A}$ , while retaining the property that the result of executing an action in a state can be determined in polynomial time.

**Definition 7** *A POLYPLAN instance is a quadruple composed of: a set of  $n$  boolean variables, two propositional interpretations on them (the initial and the goal state), and a set of actions; each action is a circuit with  $n$  inputs and  $n$  outputs, telling the next state from the previous one.*

A plan is usually defined as a sequence of actions from the initial state to the goal state. However, a plan can also be defined as a sequence of actions whose first and last states are the initial and the goal states, respectively. Given a sequence of actions, determining the corresponding sequence of states can be simply done by iteratively evaluating the result of the actions starting from the initial state. A sequence of actions thus corresponds to a single sequence of states. On the other hand, a sequence of states can be generated by zero, one, or more sequences of actions. However, determining such sequences is easy: for each pair of consecutive states, evaluate the result of all actions on the first state and check whether the result is the second state. As a result, one can translate a sequence of states into a sequence of actions in polynomial time, and vice versa.

Sequences of actions and sequences of states are instead not equivalent when a succinct representation is used. Moreover, both sequences of actions and sequences of states can be represented into two different succinct ways, differently from QBF, in which there is a single natural representation of a model. We therefore have a total of four different representations of plans. In the previous section, we have compared the succinct representations of sequences. We however have already noticed that not all sequences and not all results are reasonable in the scenario of planning, in which a fixed set of actions is given. Using a fixed set of actions makes some results of the previous section invalid. We consider this issue in the next section.

### 4.3.1 Succinct Sequences that Are Plans

The succinctness analysis of representations of sequences does not take into account that sequences that are plans for a given instance of the planning problem have some properties. In particular, if the actions of the instance are  $A$ , sequences of states and sequences of actions must obey the two following conditions:

**Sequence of States:** for each pair of consecutive states  $s_i$  and  $s_{i+1}$  the set  $A$  contains an action such that  $s_{i+1}$  is the result of applying the action to  $s_i$ ;

**Sequence of Actions:** the set of actions in both representations  $\langle s_0, A, C_{SA}, N \rangle$  and  $\langle s_0, A, C_{TA}, N \rangle$  must coincide with the set of actions of the planning instance.

A consequence of the second point is that the two translations  $\mathbf{SA} \rightarrow \mathbf{SS}$  and  $\mathbf{SS} \rightarrow \mathbf{TA}$  do not necessarily imply that  $\mathbf{SA} \rightarrow \mathbf{TA}$ . Indeed, the set of actions of the initial SA representation is lost while translating the sequence into SS (which is a sequence of states). While translating SS into TA, a new set of actions is generated, which can be different from the original one. This issue can be solved by adding the set of actions also to the two representations of sequences of states. A translation is then considered valid only if the set actions is not changed.

Adding the actions to the representations of sequences of states has the additional benefit that a sequence of states can be validated against the actions: we can verify whether the transition from a state to the next one actually corresponds to one of the actions.

This addition also forbids the use of sequences that are exponentially shorter than the original planning instance in the proofs of non-reducibility. Consider the proofs based on the existence of one-way permutations. These proofs are based on sequences in which a state  $f(x)0$  is followed by  $x1$ , and determining  $x$  from  $f(x)$  is assumed not possible in polynomial time. This means that the transition from the state  $f(x)0$  to  $x1$  cannot be done by a set of actions unless this set takes space exponential in the size of the state variables. Which implies that the TS representation of this sequence is exponentially shorter than the original planning instance. By adding the set of actions to this representation, such a sequence is made as large as the

original planning instances, and the proof of non-reducibility does not hold any more.

Summarizing, we only want to consider the sequences of states or actions that results from a single given instance of planning, and this can be done as follows:

1. All representations for sequences contain the initial state and the set of actions;
2. a valid representation for a sequence should be such that there exists an action leading from each state to the next one;
3. we only consider reductions with the same set of actions.

The representations of sets of actions TA and SA are not affected. The representations of sets of states TS and SS must be changed by adding  $s_0$  and  $A$  to them. These two representations therefore become  $\langle s_0, A, C_{TS}, N \rangle$  and  $\langle s_0, A, C_{SS}, N \rangle$ . Moreover, for any two consecutive states  $s_i, s_{i+1}$  of the sequence, the set  $A$  must contain an action  $a$  such that  $s_{i+1}$  is the result of performing  $a$  on the state  $s_i$ .

For sequences of states, the actions are not really needed to represent the sequence. However, they are considered as a part of the representation to consider the size of the domain into account: indeed, if a sequence is only generable by an exponentially-size domain description, then adding  $A$  to the sequence representation makes it exponential as well. This prevents from calling “polynomially representable” a sequence which is actually only generated by an exponential number of actions or by exponentially sized actions. Such sequences indeed exists (the sequence in which  $f(x)0$  is followed by  $x1$  is one such sequence.)

Let us now consider the reductions we have already proved:

**SA→SS:** given an SA representation, we can compute the successor of each state in polynomial time by first computing the action and then its result; therefore, a polynomially sized circuit  $C_{SS}$  exists representing this function; the rest of the SS representation is the same as the SA original one;

**SS→SA:** we are given the representation  $\langle s_0, A, C_{SS}, N \rangle$ , and want to determine a circuit that tells the action to execute in each state. To

determine the action to execute in  $s$ , we can simply evaluate  $C_{SS}$ , and select the first action that leads from  $s$  to it. This can be done polynomially; therefore, a polynomial circuit telling the next action exists;

**SS→TA:** here, the reduction was based on the fact that we can always encode the  $C_{SS}$  circuit into a single action, which is then applied in all time points. However, this is no more the case now: we can have more than one action already in the SS representation, and therefore need to know which one to apply in a time point.

As a result, the only reduction that is no more valid is **SS→TA**. We consider the equivalent reduction **SA→TA**, and prove it impossible under the assumption that the set of actions is the same. In other words, while the translation is possible by altering the set  $A$ , it is impossible if both representations contain the same set of actions. Let us therefore consider the following problem.

**Definition 8** *The time/action problem is that of determining the action to execute in a given time point.*

This problem is easy if the sequence is in the time/action representation, as it amounts to determine the output of the circuit  $C_{TA}$ , given the time point as input. We can prove that this problem is however hard if the sequence is in the state/action representation.

**Theorem 14** *The time/action problem is  $\|\sim$ NP-hard, if the sequence is in the state/action representation.*

*Proof.* We use the usual sequence encoding the satisfiability of a formula. Each state is composed by a formula  $F$ , a model  $M$ , and another bit  $x$ . The sequence contains a chunk for each formula; in turns, each chunk contains a state for each model.

We only have four actions *ok*, *no*, *sat*, and *unsat*. The effects of these actions are as follows:

- ok** the successor of a state  $FMx$  is the state  $F(M+1)1$ , if  $M$  satisfies  $F$ ; otherwise, the state is not changed;
- no** the successor of a state  $FMx$  is the state  $F(M+1)x$  if  $M$  does not satisfy  $F$ ; otherwise, the state is not changed;

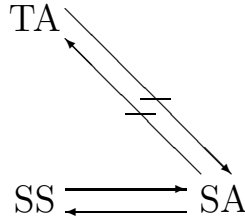
**sat** the successor of a state  $FM_f1$  is the state  $(F+1)M_i0$ , where  $M_i$  and  $M_f$  are the first and last interpretation, respectively; the successor of  $FM_f0$  is  $(F+1)M_i1$  if  $M_f$  satisfies  $F$ ; for all other cases, the next state is the same as the current one;

**unsat** the successor of a state  $FM_f0$  is the state  $(F+1)M_i0$ , where  $M_i$  and  $M_f$  are the first and last interpretation, respectively, if  $M_f$  does not satisfy  $F$ ; for all other cases, the next state is the same as the current one;

The sequence is that obtained by scanning each model for each formula. The actions that realize this sequence are: for each state  $FMx$ , in which  $M$  is not  $M_f$ , we apply either *no* or *ok*, depending on whether  $M$  satisfies  $F$  or not; in the state  $FM_fx$  we apply either *sat* or *unsat*.

The reduction simply works because the action to execute at the end of the chunk corresponding to a formula  $F$  is *sat* or *unsat* depending on the satisfiability of  $F$ .  $\square$

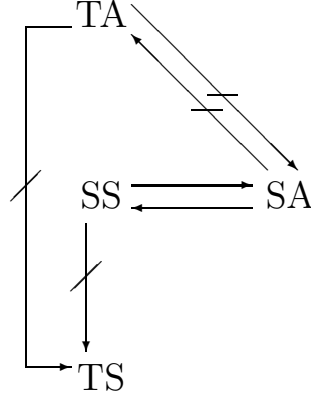
This theorem proves that  $\mathbf{SA} \not\rightarrow \mathbf{TA}$ . The proof that  $\mathbf{TA} \not\rightarrow \mathbf{SA}$  still holds if we enforce the actions to be the same: indeed, the result is proved by showing that the problem of the next action is easy in the representation SA but hard in TA: however, the problem only makes sense for sequences represented by the same set of actions. The following figure illustrates the results proved so far.



TS

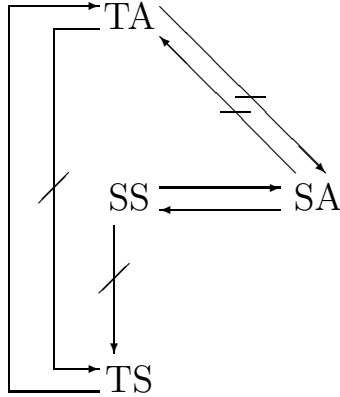
Let us now consider the reduction from and to the time/state representation. The fact that  $\mathbf{SS} \not\rightarrow \mathbf{TS}$  can still be proved to hold: the proof of hardness of the time point problem when the sequence is in the SS representation is

based on a sequence that can be generated by a single action. The result  $\mathbf{TA} \not\rightarrow \mathbf{TS}$  still holds because the proof of hardness of the time/state problem in the TA representation clearly involves sequences whose representation include the actions.



Let us now consider the proofs of non-reducibility from TS to SS and TA. Both proofs are based on sequences in which  $f(x)0$  is followed by  $x1$ , where  $f$  is a polynomial permutation. However, if the representation of a sequence includes the actions that allows making such transitions, then such actions have to be exponential (in size or number), otherwise all polynomial permutations are invertible.

On the contrary, the reduction from TS to TA is always possible: given a time/state circuit, we can determine the corresponding time/action one: given a time point  $t$ , the action to execute is simply one that lead from the state  $s_t$  to  $s_{t+1}$ , where these two states are determined from the time/state circuit. Such an action exists by assumption.



Regarding the existence of a reduction from TS to SS, we can modify the proof based on one-way function to take into account that each state must be obtained from the previous one by applying one of the available actions.

**Theorem 15** *If every time/state representation of a sequence of states can be converted into a next state representation with the same actions, then every injective polynomial-time function is invertible.*

*Proof.* Let  $f$  be a polynomial-time injective function. Assume that, for every  $x$  of size  $n$ , the length of  $f(x)$  is exactly  $n$ : this can be achieved by padding both  $x$  and  $f(x)$  with blanks.

We show that a transition from the time/state representation to the next state one implies the invertibility of  $f$ . For every  $x$ , consider the following chunk:

$$\begin{array}{ccc} f(x) & f(x) & 0 \dots 0 \\ & \vdots & \\ f(x) & x & 1 \dots 1 \\ f(x+1) & f(x+1) & 0 \dots 0 \end{array}$$

Since no polynomial action can turn  $f(x)$  into  $x$ , we add  $n$  intermediate states between them. In each time step we only change two bits: a bit of  $f(x)$  is turned into a bit of  $x$  and the corresponding bit of  $0 \dots 0$  is turned into 1. For this to happen, we only need  $2n$  actions: the  $i$ -th and the  $n+i$ -th actions change the  $n+i$ -th bit of the state to 0 and to 1, respectively, and both change the  $2n+i$ -th bit into 1.

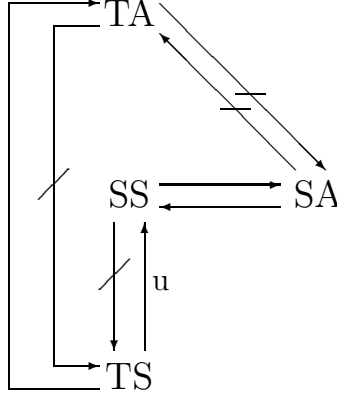
The idea is that going from  $f(x)$  to  $x$  is done by a number of very simple actions. What is difficult in going from  $f(x)$  to  $x$  is the choice of actions to apply. A single action is then necessary to turn  $f(x)x1 \dots 1$  into  $f(x+1)f(x+1)0 \dots 0$ , as going from  $x$  to  $x+1$  to  $f(x+1)$  is by definition polynomial.

This sequence contains no repetitions because each chunk contains a unique prefix  $f(x)$  and each state of the chunk has a different value in the last  $n$  bits. Given a time point  $t$ , the first  $n$  bits of it are equal to  $x$ . Since  $x$  allows determining  $f(x)$  in polynomial time, all states of the chunk can be determined easily.

Let us now assume that the same sequence can be represented in polynomial space in the SS representation. Then, given the function  $f$  and the state  $f(x)f(x)0 \dots 0$ , one can evaluate  $n$  times the circuit  $C_{SS}$  and obtain

the state  $f(x)x1\dots 1$ . Since this state contains  $x$ , that means that every polynomial-time injective function is invertible.  $\square$

The relationship between representations are summarized in the following figure.



#### 4.3.2 Bounding Matters

The problem of compactly representing the models is easy for QBFs, as there is only one natural succinct representation for models. On the contrary, at least four different succinct representations for sequences are possible, and this complicates the analysis of planning.

Having decided how to compactly represent the solutions of POLYPLAN, we can now turn to the second step of the program of analysis, that is, proving that the problem is affected by bounds on the size of the solution. This step is really straightforward if we consider a fixed  $k$  as a bound: the problem of finding a sequence, and the problem of finding a sequence representable in space bounded by  $k$  are different problems. It is indeed easy to show instances of planning having only plans of size two or more, and that cannot be stored (even in succinct representation), in space less than  $k = 1$ . This result is trivial; what is more interesting to prove is that the same happens for any fixed  $k$ .

**Theorem 16** *For every  $k$  there exists a POLYPLAN instance, of size polynomial in  $k$ , that has plans that cannot be represented in space  $k$ , using any of the four representations for sequences.*



*Proof.* The specific proof depends on the kind of representation we consider, but the main idea is the same: we show a **POLYPLAN** instance whose plans contain more than  $k + 1$  actions. Such sequences can be represented with a circuit having less than  $k + 1$  gates only if some output line is directly connected to some input line. We therefore use a sequence of actions that does not allow such a direct connection. This is the part that depends on the representation. Once this is proved, it shows that any circuit representing such plans require at least  $k + 1$  gates.  $\square$

The proof is based on a **POLYPLAN** instance whose plans are longer than  $k$  steps. The result then follows from the fact that there are sequences longer than  $k$  that cannot be represented with  $k$  bits. The proof is only made complicated by the fact that we are restricting to sequences that are plans of **POLYPLAN** instances.

A more interesting question is to check whether any **POLYPLAN** instance that has plans, has also plans that are representable in polynomial space in some succinct form. This is the Polynomial Solution Property (Property 1) applied to planning.

This property holds or not depending on how plans are represented. For example, if plans are in non-succinct form, then there are instances of **POLYPLAN** whose plans are all exponentially long; since plan length coincide with plan size for the non-succinct representation, the polynomial plan property does not hold.

For some other representations the property holds. Namely, it holds for the following, quite artificial, representation of sequences: a sequence is represented by a triple composed by a. the **POLYPLAN** instance  $P$ , b. an ordering of the actions  $(a_1, \dots, a_m)$ , and c. an integer number  $N$ . The sequence represented in this way is simply the  $N$ -th plan of  $P$ , where plans are ordered lexicographically according to the order on actions. This is a quite awkward representation for sequences: still, it is a way for representing them.

Using this representation, any instance that has plans has also the plan in which the integer  $N$  is 1 (this is simply the first plan, in the lexicographic order.) In our ugly representation, this sequence takes only a linear amount of space (the space for representing  $P$ , the ordering of actions, and the number  $N = 1$ .) We can therefore say that the polynomial plan property holds for this representation: any instance having solutions also have solutions that can be represented in polynomial space.

Since the polynomial property does not hold for the explicit represen-

tation but holds for the artificial succinct representation above, its validity depends on how sequences are represented.

We prove that the polynomial plan property does not hold for the four succinct representations introduced in the previous sections. The proof is based on exhibiting a problem that is easy to solve given a plan in a succinct representation but hard given the original planning instance.

A difficulty of this strategy is that a succinct representation of a plan represents a single plan, while a planning instance may have more than one plan. For example, a problem like: “is there a plan starting with the action  $a$ ” is ill-posed if only a sequence is given: from the sequence, we can determine the first action, but we cannot say anything about the actions of the other plans.

To avoid this problem, we only consider planning instance that have a single plan. This way, every problem that can be defined on a plan can equivalently defined on the planning problem that has only that single plan. A planning instance having a single plan can be considered a representation of a sequence.

**unique plan representation:** a sequence of states or actions is represented by a POLYPLAN instance having this sequence as its only plan.

This representation is clearly not useful in practice, but is a useful device for proving that some planning instances have plans, but none of them can be represented in polynomial space with the other succinct representations. Namely, we show that some sequences that can be represented in polynomial space using the UP representation but cannot in the other ones. This way, proving that bounding alters the problem can be done with the technique used to compare plan representations: we show that some problems are hard in the UP representation but easy in the other ones. The following problems are easy in the succinct representations:

**time/state problem:** easy for the time/state representation;

**next state problem:** easy for the next state representation;

**time/action problem:** easy for the time/action representation;

**next action problem:** easy for the next action representation.

For example, the next state problem can be solved easily, if we know a next state representation of the sequence. If the same problem is  $\|\rightsquigarrow$ NP-hard for the UP representation, then the conversion from UP to SS cannot always be done polynomially. In less formal terms, there are instances of planning having a single plan that cannot be represented in the next state representation in polynomial space. We indeed prove that all problems in the list above are hard for sequences in the unique plan representation.

**Theorem 17** *Given a POLYPLAN instance that has a single plan, the problems of the next state, next action, time/state, and time/action are all  $\|\rightsquigarrow$ NP-hard.*

*Proof.* Consider the sequence composed by a chunk for each formula  $F$  on an alphabet of  $n$  variables, each chunk being made as follows:

0	0	0	$F$	$M_0$	
1	0/1	0	$F$	$M_1$	
1	0/1	$b$	$F$	$M_1$	$b = 1$ if $M_0$ satisfies $F$
1	0/1	$c$	$F$	$M_2$	$c = 1$ if $M_0$ satisfies $F$
		$\vdots$			
1	0/1	0/1	$F$	$M_f$	

The first bit is changed in the first step. The second bit may change to 1 in the first step, but maintains its value from this point on. The third bit is changed only if the formula  $F$  is satisfied by the model  $M_i$ ; otherwise, it maintains its value.

We only need three actions: *sat*, *unsat*, and *move*. The first two actions can only be executed if the first bit is 0, and change it to 1. Therefore, they can only be executed in the first state of each chunk. The *sat* action also changes the second bit to 1, while *unsat* does no other change.

The *move* action can be used only if the first bit is 1, and does two things: first, it moves from a model to the next one; second, it sets the third bit of the state if the model satisfies the formula. In the last state of the sequence, *move* leads to the first state of the next chunk, but only if either of the three following conditions are true:

1. the second and the third bits are equal to 0 and  $M_f$  does not satisfy  $F$ ;

2. the second and the third bits are equal to 1,
3. the second bit is 1 and  $M_f$  satisfies  $F$ .

By setting the initial state to be the first state of the first chunk, and the final state to be the last state of the last chunk, these actions can be arranged into a plan only if we travel all chunks in order. This is in turns possible only if the first action is either *sat* or *unsat*, and we then repeat the action *move* several times. At the end of the chunk, the action *move* actually moves to the next chunk, but only if the first action of the chunk (*sat* or *unsat*) reflects the satisfiability of the formula. Indeed, if we perform *sat* at the beginning of the chunk, then the second bit is set to 1; the *move* actions then sets the third bit to 1 if and only if the formula is satisfiable, and this is the only condition allowing to move to the next chunk. In the same way, if we first execute *unsat* then we can move to the next chunk at the end of this one only if the formula is unsatisfiable.

This way, not only the POLYPLAN instance has exactly one plan, but this plan encodes the satisfiability of all formulae of  $n$  variables. Indeed, the action to execute in the state  $000FM_0$  is *sat* or *unsat* if and only if the formula  $F$  is satisfiable. This proves that the problem of the next action is  $\|\rightarrow$ NP-hard.

The problem of the next state is hard for the same reason: the successor of  $000FM_0$  is  $110FM_0$  if and only if  $F$  is satisfiable. Finally, the time/state problem and the time/action problems are  $\|\rightarrow$ NP-hard as well because all chunks have the same length: given a formula, we can check its satisfiability by checking the next state or the next action from the initial state of the corresponding chunk.  $\square$

As a consequence, the polynomial plan property does not hold for any of the four succinct representations.

**Corollary 3** *If the polynomial size property holds for any of the four succinct representation, then  $\text{NP} \subseteq \|\rightarrow\text{P}$ .*

### 4.3.3 Complexity: Unary Notation

**The Time/State Representation** The problem of checking the existence of a plan with a time/state representation of size bounded by a number  $k$  in unary can be expressed as follows: there exists a circuit  $C_{TS}$  and an integer

$N$  such that: the initial state is  $C_{TS}(0)$ ; the last state  $C_{TS}(N)$  satisfies the goal; from each state  $C_{TS}(t)$  to the next one  $C_{TS}(t+1)$  there is an action; and no state occurs twice in the sequence.

$$\begin{aligned} \exists C_{TS}, N . \quad & C_{TS}(0) = s_0 \\ & C_{TS}(N) \in GOAL \\ & \forall t, \exists a \in A . C_{TS}(t+1) = RESULT(a, C_{TS}(t)) \\ & \forall t, t' . t, t' < N, t \neq t' \Rightarrow C_{TS}(t) \neq C_{TS}(t') \end{aligned}$$

The quantification over the actions can be converted into a disjunction, as there are only polynomially many actions. The only two left quantifiers are the existential quantifier over circuits and the universal quantifier over time points. Since  $k$  is in unary, the first quantification can be expressed as a QBF with polynomially many bits. The problem is therefore in  $\Sigma_2^p$ .

Proving that the problem is NP-hard is easy: **POLYPLAN** is NP-hard even if the length of the searched plan is restricted to be polynomial in the instance size. In this case, existence of a plan coincide with existence of a succinct plan of size bounded by the same polynomial. We can also prove that the problem is  $\Sigma_2^p$ -hard, and therefore complete for that class.

**Theorem 18** *Deciding whether a **POLYPLAN** instance has a plan that can be represented in space  $k$  with a time/state circuit is  $\Sigma_2^p$  complete, when  $k$  is represented in unary notation.*

*Proof.* Membership is shown above. Hardness is proved by reduction from  $\exists\forall$ QBF: given a formula  $F = \exists X \forall Y. E$ , we build the following **POLYPLAN** instance. States are propositional interpretations over the alphabet  $\{g\} \cup Z \cup X \cup Y$ , where  $g$  is new variable and  $Z$  a set of new variables in one-to-one correspondence with those of  $X$ . The initial state  $s_0$  sets all variables to false. The goal state  $s_g$  is the one setting the first variable to true and the other ones to false. The actions are the following ones:

*settrue*: can only be executed when some bits of  $Z$  are false; namely, it sets to true the first  $z_i$  that is false, and then sets the corresponding  $x_i$ ;

*setfalse*: can only be executed if some bits of  $Z$  are false; it sets the first zero bit of  $Z$  to true;

*move*: possible only if all bits of  $Z$  are true and some bit of  $Y$  is false; it increases  $Y$  by 1, but only if the values of  $X$  and  $Y$  satisfy the formula  $E$ ;

*last*: possible only if all bits of  $Y$  are true; it goes into the goal state, but only if the value of  $X$  and  $Y$  satisfy  $E$ .

Any plan of this instance must be composed of two parts. In the first part, we execute  $n$  times an action between *settrue* and *setfalse*. The result of this phase is a state in which all variables  $Z$  are true, and  $X$  is a model that depends on which among *settrue* or *setfalse* we have executed. From this point on, we can only execute *move* to increase the model  $Y$  from the first to the last one. This movement is however only possible if all values of  $Y$ , together with the value of  $X$  (which does not change any more) satisfy  $E$ . Finally, the last action is *last*, leading to the goal state only if the last model of  $Y$  satisfies  $E$  as well.

This sequence of actions is a plan if and only if the value of  $X$  that results from the first phase makes  $E$  satisfied for all possible values of  $Y$ . The instance has a plan if and only if there is a sequence of actions in *settrue* and *setfalse* that leads to an  $X$  with this property. Therefore, the existence of plans is equivalent to the existence of a value of  $X$  such that all models over  $Y$  satisfy  $E$ .  $\square$

This theorem provides an alternative proof of the fact that bounding affects the problem of checking the existence of plans. Indeed, the problem without bounds is PSPACE-hard, while the bound makes it in  $\Sigma_2^P$ . As a result, the problems are different unless  $\text{PSPACE} = \Sigma_2^P$ .

**The Other Succinct Representations** The problem of checking the existence of a plan for the other succinct representations can be shown to be PSPACE complete.

**Theorem 19** *Deciding whether a POLYPLAN instance has a plan that can be represented in space  $k$  with the next state, next action, or time/action representation, is PSPACE complete, when  $k$  is in unary notation.*

*Proof.* Membership follows from the fact that *checking* whether a sequence is a plan can be done in polynomial space: given any representation of a sequence, we can start from the initial state, and then generate one-by-one all the other states of the sequence. Since we can forget a state once the next is known, this algorithm only takes a polynomial amount of memory. Checking the existence of a plan of bounded size can be done by guessing a sequence and then checking whether it is actually a plan. Since the verification step

is in PSPACE, the whole problem is in PSPACE as well since PSPACE is equal to nondeterministic-PSPACE.

Hardness is proved by encoding a generic Turing machine working with a polynomial amount of memory into the problem of determining the last state of a sequence in any of the three representations. This is done as follows: the state are the possible states of the memory; there is only one action, which acts like the Turing machine in modifying a state into the next one (note that determining the move of a Turing machine is very easy.) The initial and the goal state are the initial and the goal state of the Turing machine.

Since the instance only contains one action, planning is equivalent to verifying that the goal state can be reached from the initial state by repeating the executing of the action.

To complete the proof, we only have to verify that planning and planning with bounds are the same in this case. We actually prove that the plan of this instance (if any) is representable in very little space in all three representations. For the time/action and the next action representation this is easy: we simply execute the same action regardless of the time point or current state. The next state representation of this plan is also easy to find, as the circuit  $C_{SS}$  that gives the next state is simply equal to the only action of the instance.

We can therefore conclude that checking the existence of plans that can be represented in space  $k$  is PSPACE complete, if  $k$  is represented in unary and the plan is represented using any of the following representations: next state, time/action, and next action.  $\square$

Note that we cannot use this theorem for proving that not all instances having plans also have polynomially-sized plans as we did for the time/state representation.

#### 4.3.4 Complexity: Binary Notation

In the case of binary representation of  $k$ , the problem is PSPACE-hard regardless of the representation of plans. This is a straightforward consequence of the fact that we can use an exponentially large value of  $k$ , and we can then use a value that allow any possible plan.

**Theorem 20** *The problem of existence of plans of size bounded by an integer  $k$  in binary representation is PSPACE-hard for all four succinct representations introduced in this paper.*

Another result that is independent to the representation is that, if the problem is EXPTIME-hard, or it can otherwise be proved not to be in P, then  $P \neq PSPACE$ .

**Theorem 21** *If the problem of existence of plans of size bounded by  $k$ , represented in binary, is EXPTIME-hard, then  $P \neq PSPACE$ , for all four succinct representations introduced in this paper.*

*Proof.* As for QBFs, we prove that  $P = PSPACE$  implies that the problem is in P. Let us therefore assume  $P = PSPACE$ . Since planning is in PSPACE, it is also in P, by assumption. Therefore, we can find the first action to execute in polynomial time: we apply each single action in order, and check whether the resulting instance has a plan. This way, we actually get the first action of the first *lexicographic* plan of the instance.

We can then execute this first action, get a new planning problem, solve it, and repeat until the goal state is reached. As a result, we can compute all actions and all states of the plan in polynomial space, and therefore in polynomial time. Since actions and states can be determined in polynomial time, they can be represented by a polynomially size circuit. As a result, if an instance has a plan, it also have a plan that is representable in polynomial space in any of the succinct forms.

This means that checking the existence of a plan that is representable in space  $k$  is polynomial. Indeed, we know a polynomial  $p$  such that an instance has a plan if and only if it has a plan of size bounded by  $p$ . Checking the existence of a plan bounded by  $k$  amounts to checking the existence of a plan whose size is less than the minimal between  $k$  and the value of this polynomial. This can be done by a guess-and-check algorithm, and the plan to be guessed can be represented in polynomial space. This proves that the problem is in NP, and therefore it is in P.  $\square$

Whether this problem is in EXPTIME or not is an open question.

## References

- [Bäc95] C. Bäckström. Expressive equivalence of planning formalisms. *Artificial Intelligence*, 76(1–2):17–34, 1995.
- [Bel57] R. Bellman. *Dynamic Programming*. Princeton University Press, 1957.



- [CDLS02] M. Cadoli, F. M. Donini, P. Liberatore, and M. Schaerf. Preprocessing of intractable problems. *Information and Computation*, 176(2):89–120, 2002.
- [CDS96] M. Cadoli, F. M. Donini, and M. Schaerf. Is intractability of non-monotonic reasoning a real drawback? *Artificial Intelligence*, 88(1–2):215–251, 1996.
- [CSGG02] M. Cadoli, M. Schaerf, A. Giovanardi, and M. Giovanardi. An algorithm to evaluate quantified boolean formulae and its experimental evaluation. *Journal of Automated Reasoning*, 28:101–142, 2002.
- [DLMS02] F. Donini, P. Liberatore, F. Massacci, and M. Schaerf. Solving QBF by SMV. In *Proceedings of the Eighth International Conference on Principles of Knowledge Representation and Reasoning (KR 2002)*, pages 578–592, 2002.
- [FN71] R. Fikes and N. Nilsson. STRIPS: a new approach to the application of theorem proving to problem solving. *Artificial Intelligence*, 2:189–208, 1971.
- [GJ79] M. R. Garey and D. S. Johnson. *Computers and Intractability: A Guide to the Theory of NP-Completeness*. W.H. Freeman and Company, San Francisco, Ca, 1979.
- [GL93] M. Gelfond and V. Lifschitz. Representing action and change by logic programs. *Journal of Logic Programming*, 17:301–322, 1993.
- [Gol87] R. Goldblatt. *Logics of time and computation*. Center for the study of language and information, 1987.
- [HS65] J. Hartmanis and R. E. Stearns. On the computational complexity of algorithms. *Trans. Amer. Math. Soc. (AMS)*, 117:285–306, 1965.
- [Joh90] D. S. Johnson. A catalog of complexity classes. In J. van Leeuwen, editor, *Handbook of Theoretical Computer Science*, volume A, chapter 2, pages 67–161. Elsevier Science Publishers (North-Holland), Amsterdam, 1990.

- [LGM98] M. Littman, J. Goldsmith, and M. Mundhenk. The computational complexity of probabilistic planning. *Journal of Artificial Intelligence Research*, 9(1):1–36, 1998.
- [Lib01] P. Liberatore. Monotonic reductions, representative equivalence, and compilation of intractable problems. *Journal of the ACM*, 48(6):1091–1125, 2001.
- [Neb00] B. Nebel. On the compilability and expressive power of propositional planning formalisms. *Journal of Artificial Intelligence Research*, 12:271–315, 2000.
- [Pap94] C. H. Papadimitriou. *Computational Complexity*. Addison Wesley, Reading, MA, 1994.
- [Ped89] E. Pednault. ADL: Exploring the middle ground between STRIPS and the situation calculus. In *Proceedings of the First International Conference on the Principles of Knowledge Representation and Reasoning (KR’89)*, pages 324–332, 1989.
- [PT87] C. Papadimitriou and J. Tsitsiklis. The complexity of Markov decision processes. *Mathematics of Operations Research*, 12(3):441–450, 1987.
- [RH99] J. Rothe and L. Hemaspaandra. Characterizations of the existence of partial and total one-way permutations. Technical Report cs.CC/9907040, Computing Research Repository (CoRR), 1999.
- [Rin99] J. Rintanen. Improvements to the evaluation of quantified boolean formulae. In *Proceedings of the Sixteenth International Joint Conference on Artificial Intelligence (IJCAI’99)*, pages 1192–1197, 1999.
- [Sav70] W. Savitch. Relationships between nondeterministic and deterministic tape complexities. *Journal of Computer and System Sciences*, 4:177–192, 1970.
- [SE85] A. Sistla and Clarke E. The complexity of propositional linear temporal logics. *Journal of the ACM*, 32:733–749, 1985.

- [Sha49] C. Shannon. The synthesis of two-terminal switching circuits.  
*Bell System Technical Journal*, 28:59–98, 1949.