

Stabilization of Cooperative Information Agents in Unpredictable Environment: A Logic Programming Approach

PHAN MINH DUNG, DO DUC HANH, PHAN MINH THANG

Computer Science and Information Management Department

Asian Institute of Technology

Email: {dung,hanh,thangphm}@cs.ait.ac.th

submitted 1 January 2003; revised 1 January 2003; accepted 1 January 2003

Abstract

An information agent is viewed as a deductive database consisting of 3 parts:

- an observation database containing the facts the agent has observed or sensed from its surrounding environment.
- an input database containing the information the agent has obtained from other agents
- an intensional database which is a set of rules for computing derived information from the information stored in the observation and input databases.

Stabilization of a system of information agents represents a capability of the agents to eventually get correct information about their surrounding despite unpredictable environment changes and the incapability of many agents to sense such changes causing them to have temporary incorrect information. We argue that the stabilization of a system of cooperative information agents could be understood as the convergence of the behavior of the whole system toward the behavior of a “superagent”, who has the sensing and computing capabilities of all agents combined. We show that unfortunately, stabilization is not guaranteed in general, even if the agents are fully cooperative and do not hide any information from each other. We give sufficient conditions for stabilization. We discuss the consequences of our results.

KEYWORDS: Stabilization, Cooperative Information Agents, Logic Programming

1 Introduction

To operate effectively in a dynamic and unpredictable environment, agents need correct information about the environment. Often only part of this environment could be sensed by the agent herself. As the agent may need information about other part of the environment that she could not sense, she needs to cooperate with other agents to get such information. There are many such systems of cooperative information agents operating in the Internet today. A prominent example of such system is the system of routers that cooperate to deliver messages from one place to another in the Internet. One of the key characteristics of these systems is their resilience in the face of unpredictable changes in their environment and the

incapability of many agents to sense such changes causing them to have temporary incorrect information. This is possible because agents in such systems cooperate by exchanging tentative partial results to eventually converge on correct and consistent global view of the environment. Together they constitute a stabilizing system that allows the individual agents to eventually get a correct view of their surrounding.

Agent communications could be classified into push-based communications and pull-based communications. In the push-based communication, agents periodically send information to specific recipients. Push-based communications are used widely in routing system, network protocols, emails, videoconferencing calls, etc. A key goal of these systems is to guarantee that the agents have a correct view of their surrounding. On the other hand, in the pull-based communication, agents have to send a request for information to other agents and wait for a reply. Until now pull-based communications are the dominant mode of communication in research in multiagent systems, e.g. (Shoham 1993), (Satoh and Yamamoto 2002), (Ciampolini et al. 2003), (Kowalski and Sadri 1999), (Wooldridge 1997), (Wooldridge and Jennings 1995). In this paper, we consider multiagent systems where agent communications are based on push-technologies. A prominent example of a push-based multiagent system is the internet routing system.

This paper studies the problem of stabilization of systems of cooperative information agents where an information agent is viewed as a deductive database which consists of 3 parts:

- an observation database containing the facts the agent has observed or sensed from its surrounding environment.
- an input database containing the information the agent was told by other agents
- an intensional database which is a set of rules for computing derived information from the information stored in the observation and input databases.

It turns out that in general, it is not possible to ensure that the agents will eventually have the correct information about the environment even if they honestly exchange information and do not hide any information that is needed by others and every change in the environment is immediately sensed by some of the agents. We also introduce sufficient conditions for stabilization.

The stabilization of distributed protocols has been studied extensively in the literature ((Dijkstra 1974),(Flatebo et al. 1994),(Schneider 1993)) where agents are defined operationally as automata. Dijkstra (1974) defined a system as stabilizing if it is guaranteed to reach a legitimate state after a finite number of steps regardless of the initial state. The definition of what constitutes a legitimate state is left to individual algorithms. Thanks to the introduction of an explicit notion of environment, we could characterize a legitimate state as a state in which the agents have correct information about their environment. In this sense, we could say that our agents are a new form of situated agents ((Rosenschein and Kaelbling 1995), (Brooks 1991), (Brooks 1986)) that may sometimes act on wrong information but nonetheless will be eventually situated after getting correct information about their

surrounding. Further in our approach, agents are defined as logic programs, and hence it is possible for us to get general results about what kind of algorithms could be implemented in stabilizing multiagent systems in many applications. To the best of our knowledge, we believe that our work is the first work on stabilization of multiagent systems.

The rest of this paper is organized as follows. Basic notations and definitions used in this paper are briefly introduced in section 2. We give an illustrating example and formalize the problem in section 3. Related works and conclusions are given in section 4. Proofs of theorems are given in Appendices.

2 Preliminaries: Logic Programs and Stable Models

In this section we briefly introduce the basic notations and definitions that are needed in this paper.

We assume the existence of a Herbrand base HB .

A logic program is a set of ground clauses of the form:

$$H \leftarrow L_1, \dots, L_m$$

where H is an atom from HB , and L_1, \dots, L_m are literals (i.e., atoms or negations of an atoms) over HB , $m \geq 0$. H is called the head, and L_1, \dots, L_m the body of the clause.

Given a set of clauses S , the set of the heads of clauses in S is denoted by $head(S)$.

Note that clauses with variables are considered as a shorthand for the set of all their ground instantiations. Often the variables appearing in a non-ground clause have types that are clear from the context. In such cases these variables are instantiated by ground terms of corresponding types.

For each atom a , the *definition of a* is the set of all clauses whose head is a .

A logic program is *bounded* if the definition of every atom is finite.

Let P be an arbitrary logic program. For any set $S \subseteq HB$, let P^S be a program obtained from P by deleting

1. each rule that has a negative literal $\neg B$ in its body with $B \in S$, and
2. all negative literals in the bodies of the remaining rules

S is a *stable model* ((Gelfond and Lifschitz 1988)) of P if S is the least model of P^S .

The *atom dependency graph* of a logic program P is a graph, whose nodes are atoms in HB and there is an edge from a to b in the graph iff there is a clause in P whose head is a and whose body contains b or $\neg b$. Note that in the literature (Apt et al. 1988), the direction of the link is from the atom in the body to the head of a clause. We reverse the direction of the link for the ease of definition of acyclicity using the atom dependency graph.

An atom b is said to be *relevant* to an atom a if there is a path from a to b in the atom dependency graph.

A logic program P is *acyclic* iff there is no infinite path in its atom dependency graph. It is well known that

Lemma 2.1 ((Gelfond and Lifschitz 1988))

Each acyclic logic program has exactly one stable model.

3 Examples and Problem Formalization

Routing is one of the most important problems for internetworking. Inspired by RIP (Huitema 2000), one of the most well-known internet routing protocols, we will develop in this section, as an example, a multiagent system for solving the network routing problem to motivate our work.

Example 3.1

Consider a network in Fig. 1. For simplicity we assume that all links have the same cost, say 1.

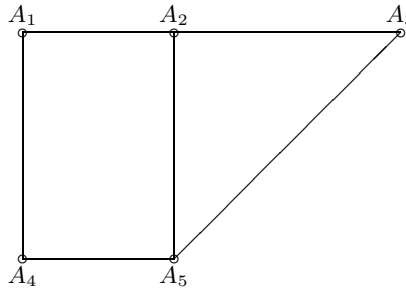


Fig. 1. A network example

The problem for each agent is to find the shortest paths from her node to other nodes. The environment information an agent can sense is the availability of links connecting to her node. The agents use an algorithm known as “distance vector algorithm” ((Bellman 1957), (Ford and Fulkerson 1962)) to find the shortest paths from their nodes to other nodes. If the destination is directly reachable by a link, the cost is 1. If the destination is not directly reachable, an agent needs information from its neighbors about their shortest paths to the destination. The agent will select the route to the destination through a neighbor who offers a shortest path to the destination among the agent’s neighbors. Thus at any point of time, each agent needs three kinds of information:

- The information about the environment, that the agent can acquire with her sensing capability. In our example, agent A_1 could sense whether the links connecting her and her neighbors A_2, A_4 are available.
- The algorithm the agent needs to solve her problem. In our example the algorithm for agent A_1 is represented by the following clauses: ¹

¹ Contrary to the convention in Prolog, in this paper we use lower-case letters for variables and upper-case letters for constants.

$$\begin{aligned}
sp(A_1, A_1, 0) &\leftarrow \\
sp(A_1, y, d) &\leftarrow spt(A_1, y, x, d) \\
spt(A_1, y, x, d + 1) &\leftarrow \begin{aligned} &link(A_1, x), sp(x, y, d), \\ ¬ spl(A_1, y, d + 1) \end{aligned} \\
spl(A_1, A_1, d + 1) &\leftarrow \\
spl(A_1, y, d + 1) &\leftarrow link(A_1, x), sp(x, y, d'), d' < d
\end{aligned}$$

where

$link(A_i, A_j)$ is true iff there a link from A_i to A_j in the network and the link is intact. Links are undirected, i.e. we identify $link(A_i, A_j)$ and $link(A_j, A_i)$.

$sp(A_1, y, d)$ is true iff a shortest path from A_1 to y has length d

$spt(A_1, y, x, d)$ is true iff the length of shortest paths from A_1 to y is d and there is a shortest path from A_1 to y that goes through x as the next node after A_1

$spl(A_1, y, d)$ is true iff there is a path from A_1 to y whose length is less than d .

- The information the agent needs from other agents. For agent A_1 to calculate the shortest paths from her node to say A_3 , she needs the information about the length of the shortest paths from her neighbors A_2 , and A_4 to A_3 , that means she needs to know the values d, d' such that $sp(A_2, A_3, d), sp(A_4, A_3, d')$ hold.

3.1 Problem Formalization

The agents are situated in the environment. They may have different accessibility to the environment depending on their sensing capabilities. The environment is represented by a set of (ground) environment atoms, whose truth values could change in an unpredictable way.

Definition 3.1

An agent is represented by a quad-tuple

$$A = (IDB, HBE, HIN, \delta)$$

where

- IDB , the intensional database, is an acyclic logic program.
- HBE is the set of all (ground) environment atoms whose truth values the agent could sense, i.e. $a \in HBE$ iff A could discover instantly any change in the truth value of a and update her extensional database accordingly.
- HIN is the set of all atoms called input atoms, whose truth values the agent must obtain from other agents.

No atom in $HIN \cup HBE$ appears in the head of the clauses in IDB and $HIN \cap HBE = \emptyset$.

- δ is the initial state of the agent.

Definition 3.2

An agent state is a pair $\sigma = (EDB, IN)$ where

- $EDB \subseteq HBE$ represents what the agent has sensed from the environment. That means for each $a \in HBE$, $a \in EDB$ iff a is true.
- $IN \subseteq HIN$, the input database of A , represents the set of information A has obtained from other agents, i.e. $a \in IN$ iff A was told that a is true.

Given a state $\sigma = (EDB, IN)$, the *stable model* of $A = (IDB, HBE, HIN, \delta)$ at σ is defined as the stable model of $IDB \cup EDB \cup IN$. Note that δ and σ could be different states.

Example 3.2 (Continuation of the network routing example)

Imagine that initially the agents have not sent each other any information and all links are intact. In this situation, agent A_1 is represented as follows:

- IDB_1 contains the clauses shown in Example 3.1.
- $HBE_1 = \{link(A_1, A_2), link(A_1, A_4)\}$
- HIN_1 consists of ground atoms of the form

$$sp(A_2, Y, D), sp(A_4, Y, D)$$

where $Y \in \{A_2, \dots, A_5\}$ and D is a positive integer.

- The initial state $\delta_1 = (EDB_{1,0}, IN_{1,0})$ where

$$\begin{aligned} EDB_{1,0} &= \{link(A_1, A_2), link(A_1, A_4)\} \\ IN_{1,0} &= \emptyset \end{aligned}$$

Definition 3.3

A cooperative multiagent system is a collection of n agents (A_1, \dots, A_n) , with $A_i = (IDB_i, HBE_i, HIN_i, \delta_i)$ such that the following conditions are satisfied

- for each atom a , if $a \in head(IDB_i) \cap head(IDB_j)$ then a has the same definition in IDB_i and IDB_j .
- for each agent A_i , $HIN_i \subseteq \bigcup_{j=1}^n (head(IDB_j) \cup HBE_j)$
- No environment atom appears in the head of clauses in the intentional database of any agent, i.e. for all i, j : $HBE_i \cap head(IDB_j) = \emptyset$.

For each agent A_i let $HB_i = head(IDB_i) \cup HBE_i \cup HIN_i$.

3.2 Agent Communication and Sensing

Let $A_i = (IDB_i, HBE_i, HIN_i, \delta_i)$ for $1 \leq i \leq n$. We say that A_i **depends** on A_j if A_i needs input from A_j , i.e. $HIN_i \cap (head(IDB_j) \cup HBE_j) \neq \emptyset$. The **dependency** of A_i on A_j is defined to be the set $D(i, j) = HIN_i \cap (head(IDB_j) \cup HBE_j)$.

As we have mentioned before, the mode of communication for our agents corresponds to the “push-technology”. Formally, it means that if A_i depends on A_j

then A_j will periodically send A_i a set $S = D(i, j) \cap M_j$ where M_j is the stable model of A_j . When A_i obtains S , she knows that each atom $a \in D(i, j) \setminus S$ is false with respect to M_j . Therefore she will update her input database IN_i to $Upa_{i,j}(IN_i, S)$ as follows

$$Upa_{i,j}(IN_i, S) = (IN_i \setminus D(i, j)) \cup S$$

Thus her state has changed from $\sigma_i = (EDB_i, IN_i)$ to $\sigma'_i = (EDB_i, Upa_{i,j}(IN_i, S))$ accordingly.

An environment change is represented by a pair $C = (T, F)$ where T (resp. F) contains the atoms whose truth values have changed from false (resp. true) to true (resp. false). Therefore, given an environment change (T, F) , what A_i could sense of this change, is captured by the pair (T_i, F_i) where $T_i = T \cap HBE_i$ and $F_i = F \cap HBE_i$. Hence when a change $C = (T, F)$ occurs in the environment, agent A_i will update her sensing database EDB_i to $Upe_i(EDB_i, C)$ as follows:

$$Upe_i(EDB_i, C) = (EDB_i \setminus F_i) \cup T_i$$

The state of agent A_i has changed from $\sigma_i = (EDB_i, IN_i)$ to $\sigma'_i = (Upe_i(EDB_i, C), IN_i)$ accordingly.

3.3 Semantics of Multiagent Systems

Let

$$\mathcal{A} = (A_1, \dots, A_n)$$

with

$$A_i = (IDB_i, HBE_i, HIN_i, \delta_i)$$

be a multiagent system. $(\delta_1, \dots, \delta_n)$ is called the *initial state* of \mathcal{A} .

A *state* of \mathcal{A} is defined as

$$\Delta = (\sigma_1, \dots, \sigma_n)$$

such that σ_i is a state of agent A_i .

There are two types of transitions in a multiagent system. A environment transition happens when there is a change in the environment which is sensed by a set of agents and causes these agents to update their extensional databases accordingly. A communication transition happens when an agent sends information to another agent and causes the later to update her input database accordingly.

For an environment change $C = (T, F)$, let S_C be the set of agents which could sense parts of C , i.e.

$$S_C = \{A_i \mid HBE_i \cap (T \cup F) \neq \emptyset\}$$

Definition 3.4

Let $\Delta = (\sigma_1, \dots, \sigma_n)$, $\Delta' = (\sigma'_1, \dots, \sigma'_n)$ be states of \mathcal{A} with $\sigma_i = (EDB_i, IN_i)$, $\sigma'_i = (EDB'_i, IN'_i)$.

1. A environment transition

$$\Delta \xrightarrow{C} \Delta'$$

caused by an environment change $C = (T, F)$ is defined as follows

- (a) for every agent A_k such that $A_k \notin S_C$: $\sigma_k = \sigma'_k$, and
- (b) for each agent $A_i \in S_C$:
 - $EDB'_i = Upe_i(EDB_i, C)$,
 - $IN'_i = IN_i$.

2. A communication transition

$$\Delta \xrightarrow{j \rightsquigarrow i} \Delta'$$

caused by agent A_j sending information to agent A_i , where A_i depends on A_j , is defined as follows:

- (a) For all k such that $k \neq i$: $\sigma_k = \sigma'_k$
- (b) $EDB'_i = EDB_i$ and $IN'_i = Upa_{i,j}(IN_i, S)$ where $S = D(i, j) \cap M_j$ and M_j is the stable model of A_j at σ_j .

We often simply write $\Delta \rightarrow \Delta'$ if there is a transition $\Delta \xrightarrow{C} \Delta'$ or $\Delta \xrightarrow{j \rightsquigarrow i} \Delta'$.

Definition 3.5

A **run** of a multiagent system \mathcal{A} is an infinite sequence

$$\Delta_0 \rightarrow \Delta_1 \rightarrow \dots \rightarrow \Delta_m \rightarrow \dots$$

such that

- Δ_0 is the initial state of \mathcal{A} and for all agents A_i, A_j such that A_i depends on A_j the following condition is satisfied:

$$\text{For each } h, \text{ there is a } k \geq h \text{ such that } \Delta_k \xrightarrow{j \rightsquigarrow i} \Delta_{k+1}$$

The above condition is introduced to capture the idea that agents periodically send the needed information to other agents.

- There is a point h such that at every $k \geq h$ in the run, there is no more environment change.

For a run $\mathcal{R} = \Delta_0 \rightarrow \Delta_1 \rightarrow \dots \rightarrow \Delta_k \rightarrow \dots$ where $\Delta_k = (\sigma_{1,k}, \dots, \sigma_{n,k})$ we often refer to the stable model of A_i at state $\sigma_{i,k}$ as *the stable model of A_i at point k* and denote it by $M_{i,k}$.

Example 3.3

Consider the following multiagent system

$$\mathcal{A} = (A_1, A_2)$$

where

$$\begin{array}{ll} IDB_1 & = \{a \leftarrow b, c \\ & \quad f \leftarrow a\} \\ HBE_1 & = \{c\} \\ HIN_1 & = \{b\} \\ EDB_{1,0} & = \{c\} \\ IN_{1,0} & = \emptyset \end{array} \quad \begin{array}{ll} IDB_2 & = \{b \leftarrow a, d \\ & \quad b \leftarrow e\} \\ HBE_2 & = \{d, e\} \\ HIN_2 & = \{a\} \\ EDB_{2,0} & = \{d, e\} \\ IN_{2,0} & = \emptyset \end{array}$$

Consider the following run \mathcal{R} , where the only environment change occurs at point 2 such that the truth value of e becomes false:

$$\Delta_0 \xrightarrow{2\rightsquigarrow 1} \Delta_1 \xrightarrow{1\rightsquigarrow 2} \Delta_2 \xrightarrow{(\emptyset, \{e\})} \Delta_3 \xrightarrow{1\rightsquigarrow 2} \Delta_4 \xrightarrow{2\rightsquigarrow 1} \Delta_5 \dots$$

The states and stable models of A_1 and A_2 at points 0, 1, 2, 3, and 4 are as follows

| k | A_1 | | | A_2 | | |
|-----|---------|-------------|------------------|------------|-------------|------------------|
| | EDB | IN | Stable Model | EDB | IN | Stable Model |
| 0 | $\{c\}$ | \emptyset | $\{c\}$ | $\{d, e\}$ | \emptyset | $\{b, d, e\}$ |
| 1 | $\{c\}$ | $\{b\}$ | $\{a, b, c, f\}$ | $\{d, e\}$ | \emptyset | $\{b, d, e\}$ |
| 2 | $\{c\}$ | $\{b\}$ | $\{a, b, c, f\}$ | $\{d, e\}$ | $\{a\}$ | $\{a, b, d, e\}$ |
| 3 | $\{c\}$ | $\{b\}$ | $\{a, b, c, f\}$ | $\{d\}$ | $\{a\}$ | $\{a, b, d\}$ |
| 4 | $\{c\}$ | $\{b\}$ | $\{a, b, c, f\}$ | $\{d\}$ | $\{a\}$ | $\{a, b, d\}$ |

Example 3.4 (Continuation of example 3.2)

Consider the following run \mathcal{R} of the multiagent system given in Example 3.2.

$$\Delta_0 \xrightarrow{2\rightsquigarrow 1} \Delta_1 \xrightarrow{(\emptyset, \{link(A_1, A_2)\})} \Delta_2 \rightarrow \dots$$

Initially, all links are intact and all inputs of agents are empty, i.e. $IN_{i,0} = \emptyset$ for $i = 1, \dots, 5$. At point 0 in the run, agent A_2 sends to agent A_1 information about shortest paths from her to other agents. At point 1 in the run, the link between A_1 and A_2 is down.

The information (output) an agent needs to send to other agents consists of shortest paths from her to other agents. Thus from the stable model of an agent we are interested only in this output.

Let $SP_{i,k}$ be the set $\{sp(A_i, Y, D) \mid sp(A_i, Y, D) \in M_{i,k}\}$ where $M_{i,k}$ is the stable model of A_i at point k . $SP_{i,k}$ denotes the output of A_i at point k . It is easy to see that if there is a transition $\Delta_k \xrightarrow{j\rightsquigarrow i} \Delta_{k+1}$, then A_j sends to A_i :

$$S = D(i, j) \cap M_{j,k} = SP_{j,k}$$

At point 0, A_1 and A_2 have the following states and outputs:

$$\begin{aligned}
EDB_{1,0} &= \{link(A_1, A_2), link(A_1, A_4)\} \\
IN_{1,0} &= \emptyset \\
SP_{1,0} &= \{sp(A_1, A_1, 0)\} \\
EDB_{2,0} &= \{link(A_2, A_1), link(A_2, A_3), link(A_2, A_5)\} \\
IN_{2,0} &= \emptyset \\
SP_{2,0} &= \{sp(A_2, A_2, 0)\}
\end{aligned}$$

A_2 sends S to A_1 in the transition $\Delta_0 \xrightarrow{2 \rightsquigarrow 1} \Delta_1$ where

$$S = SP_{2,0} = \{sp(A_2, A_2, 0)\}$$

Thus

$$IN_{1,1} = Upa_{1,2}(IN_{1,0}, S) = Upa_{1,2}(\emptyset, S) = S = \{sp(A_2, A_2, 0)\}$$

The environment change $C = (\emptyset, \{link(A_1, A_2)\})$ at point 1 is sensed by A_1 and A_2 . The states of A_1 and A_2 are changed as follows:

$$\begin{aligned}
IN_{1,2} &= IN_{1,1} \\
EDB_{1,2} &= Upe_1(EDB_{1,1}, C) = (EDB_{1,1} \setminus \{link(A_1, A_2)\}) \cup \emptyset \\
&= \{link(A_1, A_4)\} \\
IN_{2,2} &= IN_{2,1} \\
EDB_{2,2} &= Upe_2(EDB_{2,1}, C) = (EDB_{2,1} \setminus \{link(A_1, A_2)\}) \cup \emptyset \\
&= \{link(A_2, A_3), link(A_2, A_5)\}
\end{aligned}$$

The following tables show the states and outputs of A_1 and A_2 at points 0, 1, and 2 respectively.

| A_1 | | | |
|-------|--------------------------------------|-----------------------|--|
| k | EDB | IN | SP |
| 0 | $\{link(A_1, A_2), link(A_1, A_4)\}$ | \emptyset | $\{sp(A_1, A_1, 0)\}$ |
| 1 | $\{link(A_1, A_2), link(A_1, A_4)\}$ | $\{sp(A_2, A_2, 0)\}$ | $\{sp(A_1, A_1, 0), sp(A_1, A_2, 1)\}$ |
| 2 | $\{link(A_1, A_4)\}$ | $\{sp(A_2, A_2, 0)\}$ | $\{sp(A_1, A_1, 0)\}$ |

| A_2 | | | |
|-------|--|-------------|-----------------------|
| k | EDB | IN | SP |
| 0 | $\{link(A_2, A_1), link(A_2, A_3), link(A_2, A_5)\}$ | \emptyset | $\{sp(A_2, A_2, 0)\}$ |
| 1 | $\{link(A_2, A_1), link(A_2, A_3), link(A_2, A_5)\}$ | \emptyset | $\{sp(A_2, A_2, 0)\}$ |
| 2 | $\{link(A_2, A_3), link(A_2, A_5)\}$ | \emptyset | $\{sp(A_2, A_2, 0)\}$ |

3.4 Stabilization

Consider a superagent whose sensing capability and problem solving capability are the combination of the sensing capabilities and problem solving capabilities of all agents, i.e. this agent can sense any change in the environment and her intensional database is the union of the intensional databases of all other agents. Formally, the

superagent of a multiagent system

$$\mathcal{A} = (A_1, \dots, A_n)$$

where

$$A_i = (IDB_i, HBE_i, HIN_i, \delta_i), \quad \delta_i = (EDB_i, IN_i)$$

is represented by

$$P_{\mathcal{A}} = (IDB_{\mathcal{A}}, \delta)$$

where

- $IDB_{\mathcal{A}} = IDB_1 \cup \dots \cup IDB_n$
- δ , the initial state of $P_{\mathcal{A}}$, is equal to $EDB_1 \cup \dots \cup EDB_n$

The superagent actually represents the multiagent system in the ideal case where each agent has obtained the correct information for its input atoms.

Example 3.5 (Continuation of Example 3.3)

Consider the multiagent system in Example 3.3. At point 0, the superagent $P_{\mathcal{A}}$ is represented as follows:

- $IDB_{\mathcal{A}}$ consists of the following clauses:

$$a \leftarrow b, c \quad f \leftarrow a \quad b \leftarrow a, d \quad b \leftarrow e$$

- $\delta = \{c, d, e\}$.

Example 3.6 (Continuation of Example 3.4)

Consider the multiagent system in Example 3.4. Initially, when all links between nodes are intact, the superagent $P_{\mathcal{A}}$ is represented as follows:

- $IDB_{\mathcal{A}}$ consists of the following clauses:

$$\begin{aligned} sp(x, x, 0) &\leftarrow \\ sp(x, y, d) &\leftarrow spt(x, y, z, d) \\ spt(x, y, z, d + 1) &\leftarrow link(x, z), sp(z, y, d), \\ &\quad not spl(x, y, d + 1) \\ spl(x, x, d + 1) &\leftarrow \\ spl(x, y, d + 1) &\leftarrow link(x, z), sp(z, y, d'), d' < d \end{aligned}$$

- The initial state

$$\delta = \{ link(A_1, A_2), link(A_1, A_4), link(A_2, A_3), \\ link(A_2, A_5), link(A_3, A_5), link(A_4, A_5) \}$$

Note that the possible values of variables x, y, z are A_1, A_2, A_3, A_4, A_5 .

Definition 3.6

Let \mathcal{A} be a multiagent system.

The **I/O graph** of \mathcal{A} denoted by $G_{\mathcal{A}}$ is a graph obtained from the atom dependency graph of its superagent's intensional database $IDB_{\mathcal{A}}$ by removing all nodes that are not relevant for any input atom in $HIN_1 \cup \dots \cup HIN_n$.

\mathcal{A} is **IO-acyclic** if there is no infinite path in its I/O graph $G_{\mathcal{A}}$.

\mathcal{A} is **bounded** if $IDB_{\mathcal{A}}$ is bounded.

\mathcal{A} is **IO-finite** if its I/O graph is finite.

Example 3.7

The atom dependency graph of $IDB_{\mathcal{A}}$ and the I/O-graph $G_{\mathcal{A}}$ of the multiagent system in Examples 3.3 and 3.5 is given in Fig. 2.

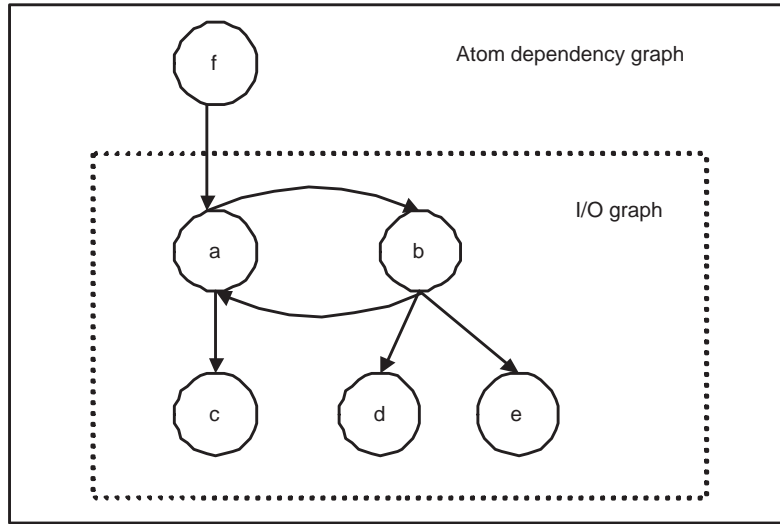


Fig. 2. The atom dependency graph and I/O graph

It is obvious that the multiagent system in Examples 3.3 and 3.5 is bounded but not IO-acyclic and the multiagent system in Examples 3.1, 3.2, 3.4 and 3.6 is IO-acyclic and bounded.

Proposition 3.1

If a multiagent system \mathcal{A} is **IO-acyclic** then $IDB_{\mathcal{A}}$ is acyclic.

Proof

Suppose $IDB_{\mathcal{A}}$ is not acyclic. There is an infinite path η in its atom dependency graph starting from some atom a . There is some agent A_i such that $a \in HB_i$. Since IDB_i is acyclic, every path in its atom dependency graph is finite. η must go through some atom $b \in IN_i$ to outside of A_i 's atom dependency graph. Clearly starting from b , all atoms in η are relevant to b . The infinite path of η starting from b is a path in the I/O graph $G_{\mathcal{A}}$. Hence $G_{\mathcal{A}}$ is not acyclic. Contradiction! \square

Definition 3.7

Let $\mathcal{R} = \Delta_0 \rightarrow \dots \Delta_k \rightarrow \dots$ be a run and $M_{i,k}$ be the stable model of A_i at point k .

1. \mathcal{R} is **convergent** for an atom a if either of the following conditions is satisfied.

- There is a point h such that at every point $k \geq h$, for every agent A_i with $a \in HB_i = \text{head}(IDB_i) \cup HBE_i \cup HIN_i$,

$$a \in M_{i,k}$$

In this case we write $\text{Conv}(\mathcal{R}, a) = \text{true}$

- There is a point h such that at every point $k \geq h$, for every agent A_i with $a \in HB_i$,

$$a \notin M_{i,k}$$

In this case we write $\text{Conv}(\mathcal{R}, a) = \text{false}$

2. \mathcal{R} is **convergent** if it is convergent for each atom.

3. \mathcal{R} is **strongly convergent** if it is convergent and there is a point h such that at every point $k \geq h$, for every agent A_i , $M_{i,k} = M_{i,h}$.

It is easy to see that strong convergence implies convergence. Define

$$\text{Conv}(\mathcal{R}) = \{a \mid \text{Conv}(\mathcal{R}, a) = \text{true}\}$$

as the **convergence model** of \mathcal{R} .

Let $\mathcal{R} = \Delta_0 \rightarrow \Delta_1 \rightarrow \dots \rightarrow \Delta_k \rightarrow \dots$ be a run where $\Delta_k = (\sigma_{1,k}, \dots, \sigma_{n,k})$ with $\sigma_{i,k} = (EDB_{i,k}, IN_{i,k})$. As there is a point h such that the environment does not change after h , it is clear that $\forall k \geq h : EDB_{i,k} = EDB_{i,h}$. The set $EDB = \bigcup_{i=1}^n EDB_{i,h}$ is called **the stabilized environment** of \mathcal{R} .

Definition 3.8

- A multiagent system is said to be **weakly stabilizing** if every run \mathcal{R} is convergent, and its convergence model $\text{Conv}(\mathcal{R})$ is a stable model of $P_{\mathcal{A}}$ in the stabilized environment of \mathcal{R} , i.e. $\text{Conv}(\mathcal{R})$ is a stable model of $IDB_{\mathcal{A}} \cup EDB$ where EDB is the stabilized environment of \mathcal{R} .
- A multiagent system is said to be **stabilizing** if it is weakly stabilizing and all of its runs are strongly convergent.

Theorem 3.1

IO-acyclic and bounded multiagent systems are weakly stabilizing.

Proof

See Appendix A. \square

Unfortunately, the above theorem does not hold for more general class of multi-agent systems as the following example shows.

Example 3.8 (Continuation of example 3.3 and 3.5)

Consider the multiagent system \mathcal{A} and run \mathcal{R} in Example 3.3. It is obvious that \mathcal{A} is bounded but not IO-acyclic.

For every point $k \geq 4$, $M_{1,k} = \{a, b, c, f\}$, $M_{2,k} = \{a, b, d\}$. $Conv(\mathcal{R}) = \{a, b, c, d, f\}$. The stabilized environment of \mathcal{R} is $EBD = \{c, d\}$. The stable model of $P_{\mathcal{A}}$ in the stabilized environment of \mathcal{R} is $\{c, d\}$, which is not the same as $Conv(\mathcal{R})$. Hence the system is not weakly stabilizing.

Boundedness is very important for the weak stabilization of multiagent systems. Consider a multiagent system in the following example which is IO-acyclic, but not bounded.

Example 3.9

Consider the following multiagent system

$$\mathcal{A} = (A_1, A_2)$$

where

$$\begin{aligned} IDB_1 &= \{q \leftarrow \neg r(x) & IDB_2 &= \{r(x+1) \leftarrow s(x) \\ & \quad s(x) \leftarrow r(x)\} & & \quad r(0) \leftarrow\} \\ HBE_1 &= \{\} & HBE_2 &= \{\} \\ HIN_1 &= \{r(0), r(1), \dots\} & HIN_2 &= \{s(0), s(1), \dots\} \\ EDB_{1,0} &= \emptyset \quad IN_{1,0} = \emptyset & EDB_{2,0} &= \emptyset \quad IN_{2,0} = \emptyset \end{aligned}$$

Since $HBE = HBE_1 \cup HBE_2 = \emptyset$, for every run \mathcal{R} the stabilized environment of \mathcal{R} is empty. The stable model of $P_{\mathcal{A}}$ in the stabilized environment of \mathcal{R} is the set $\{r(0), r(1), \dots\} \cup \{s(0), s(1), \dots\}$. It is easy to see that for each run, the agents need to exchange infinitely many messages to establish all the values of $r(x)$. Hence for every run \mathcal{R} , for every point $h \geq 0$ in the run: $q \in M_{1,h}$, but q is not in the stable model of $P_{\mathcal{A}}$ in the stabilized environment of \mathcal{R} . Thus the system is not weakly stabilizing.

Are the boundedness and IO-acyclicity sufficient to guarantee the stabilization of a multiagent system? The following example shows that they are not.

Example 3.10 (Continuation of Example 3.4 and 3.6)

Consider the multiagent system in Example 3.2. Consider the following run \mathcal{R} with no environment change after point 6.

$$\Delta_0 \xrightarrow{5 \rightsquigarrow 2} \Delta_1 \xrightarrow{5 \rightsquigarrow 4} \Delta_2 \xrightarrow{2 \rightsquigarrow 1} \quad (1)$$

$$\Delta_3 \xrightarrow{(\emptyset, \{link(A_1, A_2)\})} \Delta_4 \xrightarrow{4 \rightsquigarrow 1} \quad (2)$$

$$\Delta_5 \xrightarrow{(\emptyset, \{link(A_4, A_5)\})} \Delta_6 \xrightarrow{1 \rightsquigarrow 4} \quad (3)$$

$$\Delta_7 \xrightarrow{4 \rightsquigarrow 1} \Delta_8 \rightarrow \dots \quad (4)$$

Initially all links in the network are intact. The states and outputs of agents are as follows:

- $EDB_{1,0} = \{link(A_1, A_2), link(A_1, A_4)\}$,

$$EDB_{2,0} = \{link(A_2, A_1), link(A_2, A_3), link(A_2, A_5)\}$$

$$EDB_{3,0} = \{link(A_3, A_2), link(A_3, A_5)\}.$$

$$EDB_{4,0} = \{link(A_4, A_1), link(A_4, A_5)\}.$$

$$EDB_{5,0} = \{link(A_5, A_2), link(A_5, A_3), link(A_5, A_4)\}.$$

- $IN_{i,0} = \emptyset$ for $i = 1, \dots, 5$.
- $SP_{i,0} = \{sp(A_i, A_i, 0)\}$ for $i = 1, \dots, 5$.

Recall that $SP_{i,k}$ denotes the output of A_i at point k and is defined as follows:

$$SP_{i,k} = \{sp(A_i, Y, D) | sp(A_i, Y, D) \in M_{i,k}\}$$

The following transitions occur in \mathcal{R} :

- At point 0, A_5 sends $SP_{5,0} = \{sp(A_5, A_5, 0)\}$ to A_2 . This causes the following changes in the input and output of A_2 :

$$\begin{aligned} IN_{2,1} &= \{sp(A_5, A_5, 0)\} \\ SP_{2,1} &= \{sp(A_2, A_2, 0), sp(A_2, A_5, 1)\} \end{aligned}$$

- At point 1, A_5 sends $SP_{5,1} = \{sp(A_5, A_5, 0)\}$ to A_4 . This causes the following changes in the input and output of A_4 :

$$\begin{aligned} IN_{4,2} &= \{sp(A_5, A_5, 0)\} \\ SP_{4,2} &= \{sp(A_4, A_4, 0), sp(A_4, A_5, 1)\} \end{aligned}$$

- At point 2, A_2 sends $SP_{2,2} = \{sp(A_2, A_2, 0), sp(A_2, A_5, 1)\}$ to A_1 . This causes the following changes in the input and output of A_1 :

$$\begin{aligned} IN_{1,3} &= \{sp(A_2, A_2, 0), sp(A_2, A_5, 1)\} \\ SP_{1,3} &= \{sp(A_1, A_1, 0), sp(A_1, A_2, 1), sp(A_1, A_5, 2)\} \end{aligned}$$

- At point 3, the link between A_1 and A_2 is down as shown in Fig. 3. This

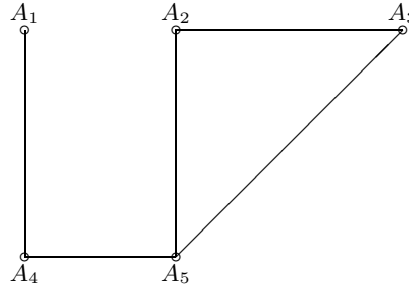


Fig. 3. The network after the link between A_1 and A_2 is down

causes the following changes in the states and outputs of A_1 and A_2 :

$$\begin{aligned} EDB_{1,4} &= \{link(A_1, A_4)\} & EDB_{2,4} &= \{link(A_2, A_3), link(A_2, A_5)\} \\ IN_{1,4} &= \{sp(A_2, A_2, 0), sp(A_2, A_5, 1)\} & IN_{2,4} &= \{sp(A_5, A_5, 0)\} \\ SP_{1,4} &= \{sp(A_1, A_1, 0)\} & SP_{2,4} &= \{sp(A_2, A_2, 0), sp(A_2, A_5, 1)\} \end{aligned}$$

- At point 4, A_4 sends $SP_{4,4} = \{sp(A_4, A_4, 0), sp(A_4, A_5, 1)\}$ to A_1 . This causes the following changes in the input and output of A_1 :

$$\begin{aligned} IN_{1,5} &= \{sp(A_2, A_2, 0), sp(A_2, A_5, 1), sp(A_4, A_4, 0), sp(A_4, A_5, 1)\} \\ SP_{1,5} &= \{sp(A_1, A_1, 0), sp(A_1, A_4, 1), sp(A_1, A_5, 2)\} \end{aligned}$$

- At point 5, the link between A_4 and A_5 is down as shown in Fig. 4. This

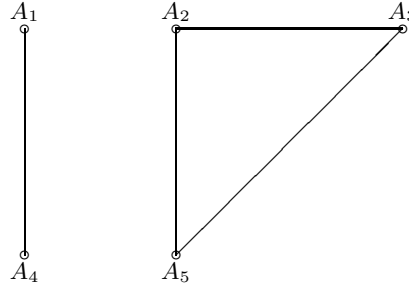


Fig. 4. The network after the link between A_4 and A_5 is down

causes the following changes in the states and outputs of A_4 and A_5 :

$$\begin{aligned} EDB_{4,6} &= \{link(A_4, A_1)\} & EDB_{5,6} &= \{link(A_5, A_2), link(A_5, A_3)\} \\ IN_{4,6} &= \{sp(A_5, A_5, 0)\} & IN_{5,6} &= \emptyset \\ SP_{4,6} &= \{sp(A_4, A_4, 0)\} & SP_{5,6} &= \{sp(A_5, A_5, 0)\} \end{aligned}$$

- At point 6, A_1 sends $SP_{1,6} = \{sp(A_1, A_1, 0), sp(A_1, A_5, 2)\}$ to A_4 . This causes the following changes in the input and output of A_4 :

$$\begin{aligned} IN_{4,7} &= \{sp(A_5, A_5, 0), sp(A_1, A_1, 0), sp(A_1, A_5, 2)\} \\ SP_{4,7} &= \{sp(A_4, A_4, 0), sp(A_4, A_1, 1), sp(A_4, A_5, 3)\} \end{aligned}$$

Note that at point 6, $sp(A_1, A_5, 2) \in M_{1,6}$, i.e. the length of the shortest path from A_1 to A_5 equals to 2, is wrong. But A_1 sends this information to A_4 . Now the length of the shortest paths to A_5 of agents A_1 , and A_4 equal to 2, and 3 respectively (i.e. $sp(A_1, A_5, 2) \in M_{1,7}$ and $sp(A_4, A_5, 3) \in M_{4,7}$, are all wrong. Later on A_1 and A_4 exchange wrong information, increase the shortest paths to A_5 after each round by 2 and go into an infinite loop.

The states and outputs of A_1 and A_4 at points $0 \rightarrow 8$ are shown in Fig. 5 and Fig. 6 respectively.

This example shows that

Theorem 3.2

IO-acyclicity and boundedness are not sufficient to guarantee the stabilization of a multiagent system.

As we have pointed out before, the routing example in this paper models the popular routing RIP protocol that has been widely deployed in the internet. Example

| k | EDB | IN | SP |
|-----|--------------------------------------|--|---|
| 0 | $\{link(A_1, A_2), link(A_1, A_4)\}$ | \emptyset | $\{sp(A_1, A_1, 0)\}$ |
| 1 | $\{link(A_1, A_2), link(A_1, A_4)\}$ | \emptyset | $\{sp(A_1, A_1, 0)\}$ |
| 2 | $\{link(A_1, A_2), link(A_1, A_4)\}$ | \emptyset | $\{sp(A_1, A_1, 0)\}$ |
| 3 | $\{link(A_1, A_4)\}$ | $\{sp(A_2, A_2, 0), sp(A_2, A_5, 1)\}$ | $\{sp(A_1, A_1, 0), sp(A_1, A_2, 1), sp(A_1, A_5, 2)\}$ |
| 4 | $\{link(A_1, A_4)\}$ | $\{sp(A_2, A_2, 0), sp(A_2, A_5, 1)\}$ | $\{sp(A_1, A_1, 0)\}$ |
| 5 | $\{link(A_1, A_4)\}$ | $\{sp(A_2, A_2, 0), sp(A_2, A_5, 1), sp(A_4, A_4, 0), sp(A_4, A_5, 1)\}$ | $\{sp(A_1, A_1, 0), sp(A_1, A_4, 1), sp(A_1, A_5, 2)\}$ |
| 6 | $\{link(A_1, A_4)\}$ | $\{sp(A_2, A_2, 0), sp(A_2, A_5, 1), sp(A_4, A_4, 0), sp(A_4, A_5, 1)\}$ | $\{sp(A_1, A_1, 0), sp(A_1, A_4, 1), sp(A_1, A_5, 2)\}$ |
| 7 | $\{link(A_1, A_4)\}$ | $\{sp(A_2, A_2, 0), sp(A_2, A_5, 1), sp(A_4, A_4, 0), sp(A_4, A_5, 1)\}$ | $\{sp(A_1, A_1, 0), sp(A_1, A_4, 1), sp(A_1, A_5, 2)\}$ |
| 8 | $\{link(A_1, A_4)\}$ | $\{sp(A_2, A_2, 0), sp(A_2, A_5, 1), sp(A_4, A_4, 0), sp(A_4, A_5, 3)\}$ | $\{sp(A_1, A_1, 0), sp(A_1, A_4, 1), sp(A_1, A_5, 4)\}$ |

Fig. 5. State and output of A_1

| k | EDB | IN | SP |
|-----|--------------------------------------|---|---|
| 0 | $\{link(A_4, A_1), link(A_4, A_5)\}$ | \emptyset | $\{sp(A_4, A_4, 0)\}$ |
| 1 | $\{link(A_4, A_1), link(A_4, A_5)\}$ | \emptyset | $\{sp(A_4, A_4, 0)\}$ |
| 2 | $\{link(A_4, A_1), link(A_4, A_5)\}$ | $\{sp(A_5, A_5, 0)\}$ | $\{sp(A_4, A_4, 0), sp(A_4, A_5, 1)\}$ |
| 3 | $\{link(A_4, A_1), link(A_4, A_5)\}$ | $\{sp(A_5, A_5, 0)\}$ | $\{sp(A_4, A_4, 0), sp(A_4, A_5, 1)\}$ |
| 4 | $\{link(A_4, A_1), link(A_4, A_5)\}$ | $\{sp(A_5, A_5, 0)\}$ | $\{sp(A_4, A_4, 0), sp(A_4, A_5, 1)\}$ |
| 5 | $\{link(A_4, A_1), link(A_4, A_5)\}$ | $\{sp(A_5, A_5, 0)\}$ | $\{sp(A_4, A_4, 0), sp(A_4, A_5, 1)\}$ |
| 6 | $\{link(A_4, A_1)\}$ | $\{sp(A_5, A_5, 0)\}$ | $\{sp(A_4, A_4, 0)\}$ |
| 7 | $\{link(A_4, A_1)\}$ | $\{sp(A_5, A_5, 0), sp(A_1, A_1, 0), sp(A_1, A_5, 2)\}$ | $\{sp(A_4, A_4, 0), sp(A_4, A_1, 1), sp(A_4, A_5, 3)\}$ |
| 8 | $\{link(A_4, A_1)\}$ | $\{sp(A_5, A_5, 0), sp(A_1, A_1, 0), sp(A_1, A_5, 2)\}$ | $\{sp(A_4, A_4, 0), sp(A_4, A_1, 1), sp(A_4, A_5, 3)\}$ |

Fig. 6. State and output of A_4

3.10 shows that RIP is not stabilizing. In configuration 4, the routers at the nodes A_1, A_4 go into a loop and continuously change the length of the shortest paths from them to A_5 from 2 to infinite. This is because the router at node A_1 believes that the shortest path from it to A_5 goes through A_4 while the router at A_4 believes that the shortest path from it to A_5 goes through A_1 . None of them realizes that there is no more connection between them and A_5 .² The above theorem general-

² This is one of the key reasons why RIP, a very simple internet routing protocol, is gradually replaced by OSPF, a much more complex routing protocol (Huitema 2000)

izes this insight to multiagent systems. The conclusion is that in general it is not possible for an agent to get correct information about its environment if this agent can not sense all the changes in the environment by itself and has to rely on the communications with other agents. This is true even if all the agents involved are honest and do not hide their information.

Obviously, if a multiagent system is IO-acyclic and IO-finite, every agent would obtain complete and correct information after finitely many exchanges of information with other agents. The system is stabilizing. Hence

Theorem 3.3

IO-acyclic and IO-finite multiagent systems are stabilizing.

Proof

See Appendix B. \square

4 Related Works and Conclusions

There are many research works on multiagent systems where agents are formalized in terms of logic programming such as (Ciampolini et al. 2003), (Kowalski and Sadri 1999), (Satoh and Yamamoto 2002). An agent in our framework could be viewed as an abductive logic program as in (Ciampolini et al. 2003), (Satoh and Yamamoto 2002) where atoms in the input database could be considered as abducibles. Satoh and Yamamoto formalized speculative computation with multiagent belief revision. The semantics of multiagent systems, which is defined based on belief sets and the union of logic programs of agents, is similar to our idea of “superagent”. An agent in (Ciampolini et al. 2003) is composed of two modules: the Abductive Reasoning Module (ARM), and the Agent Behaviour Module (ABM). Agents are grouped within bunches according to the requirements of interaction between agents. The coordination (collaboration) of agents is implicitly achieved through the semantics of the consistency operators. In both works ((Ciampolini et al. 2003) and (Satoh and Yamamoto 2002)) the communication for agents is based on pull-technologies. The authors did not address the stabilization issue of multiagent systems. Sadri, Toni and Torroni in (Sadri et al. 2001) used a logic-based framework for negotiation to tackle the resource reallocation problem via pull-based communication technology and the solution is considered as “stabilization” property.

In this paper, we consider a specific class of cooperative information agents without considering effects of their actions on the environment e.g. in (Ciampolini et al. 2003), (Kowalski and Sadri 1999), (Satoh and Yamamoto 2002). We are currently working to extend the framework towards this generalized issue.

In this paper, a logic programming based framework for cooperative multiagent systems is introduced, and the stabilization of multiagent systems is then formally defined. We introduced sufficient conditions in general for multiagent systems under which the stabilization is guaranteed. We showed that IO-acyclic and bounded multiagent systems are weakly stabilizing. But IO-acyclicity and boundedness are not sufficient to guarantee the stabilization of a multiagent system. We showed that

IO-acyclic and IO-finite multiagent systems are stabilizing. Unfortunately these conditions are strong. So it is not an easy task to ensure that agents eventually get right information in the face of unpredictable changes of the environment.

Our research is inspired by the network routing applications. As the RIP ((Hedrick 1988), (Huitema 2000)) is very simple and had been widely accepted and implemented. But the RIP has many limitations such as the bouncing effect, counting to infinity, looping, etc. Many versions and techniques of the RIP have been introduced to reduce undesired features of the RIP, but the problem could not be solved thoroughly. With logic programming approach, we showed in this paper, the main reason is that in the RIP, the computation of the overall problem solving algorithm is distributed over the network, while the logic program which represents the routing algorithm is not IO-finite, the stabilization of the system is thus not guaranteed. It is also a reason why most experts prefer the OSPF ((Moy 1998), (Huitema 2000)), which is much more complicated and sophisticated protocol, to the RIP for network routing.

We have assumed that information sent by an agent is obtained immediately by the recipients. But communications in real networks always have delay and errors in transmissions. We believe that the results presented in this paper could also be extended for the case of communication with delay and errors.

In this paper communications for agents are based on push-technologies. It is interesting to see how the results could be extended to multiagent systems whose communication is based on pull-technologies ((Sato and Yamamoto 2002), (Ciampolini et al. 2003)).

Appendix A Proof of theorem 3.1

First it is clear that the following lemma holds.

Lemma Appendix A.1

Let M be a stable model of a logic program P . For each atom a : $a \in M$ iff there is a clause $a \leftarrow Bd$ in P such that $M \models Bd$.

Given an IO-acyclic and bounded multiagent system $\mathcal{A} = (A_1, \dots, A_n)$. By proposition 3.1, $IDB_{\mathcal{A}}$ is acyclic.

Let

$$\mathcal{R} = \Delta_0 \rightarrow \dots \rightarrow \Delta_h \rightarrow \dots$$

be a run of \mathcal{A} such that after point h there is no more change in the environment. The stabilized environment of \mathcal{R} is $EDB = EDB_{1,h} \cup \dots \cup EDB_{n,h}$. Let $\llbracket P_{\mathcal{A}} \rrbracket$ be the stable model of $P_{\mathcal{A}}$ in the stabilized environment of \mathcal{R} , i.e. the stable model of $IDB_{\mathcal{A}} \cup EDB$.

The height of an atom a in the atom dependency graph of $P_{\mathcal{A}}$ denoted by $\pi(a)$ is the length of a longest path from a to other atoms in the atom dependency graph of $P_{\mathcal{A}}$. Since $IDB_{\mathcal{A}}$ is acyclic, there is no infinite path in the atom dependency graph of $P_{\mathcal{A}}$. From the boundedness of $IDB_{\mathcal{A}}$, $\pi(a)$ is finite.

Theorem 3.1 follows directly from the following lemma.

Lemma Appendix A.2

For every atom a , \mathcal{R} is convergent for a and $\text{conv}(\mathcal{R}, a) = \text{true}$ iff $a \in \llbracket P_{\mathcal{A}} \rrbracket$.

It is easy to see that lemma Appendix A.2 follows immediately from the following lemma.

Lemma Appendix A.3

For every atom a , there is a point $k \geq h$, such that at every point $p \geq k$ in \mathcal{R} , for every A_i such that $a \in HB_i$, $a \in M_{i,p}$ iff $a \in \llbracket P_{\mathcal{A}} \rrbracket$.

Proof

We prove by induction on $\pi(a)$. For each i , let $HBI_i = \text{head}(IDB_i)$.

- *Base case:* $\pi(a) = 0$ (a is a leaf in the dependency graph of $P_{\mathcal{A}}$).

Let A_i be an agent with $a \in HB_i$. There are three cases:

1. $a \in HBI_i$. There must be a clause of the form $a \leftarrow$ in IDB_i . $a \leftarrow$ is also in $IDB_{\mathcal{A}}$. At every point $m \geq 0$, $a \in M_{i,m}$ and $a \in \llbracket P_{\mathcal{A}} \rrbracket$.
2. $a \in HBE_i$. There is no change in the environment after h , at every point $k \geq h$, $a \in M_{i,k}$ iff $a \in EDB_{i,k}$ iff $a \in \llbracket P_{\mathcal{A}} \rrbracket$.
3. $a \in HIN_i$. There must be an agent A_j such that $D(i, j) \neq \emptyset$ and $a \in HBE_j \cup HBI_j$. By definition 3.5 of the run, there must be a point $p \geq h$ such that there is a transition

$$\Delta_p \xrightarrow{j \rightsquigarrow i} \Delta_{p+1}$$

Moreover, every transition that can delete (or insert) a from (or into) IN_i after point h must also have the form $\Delta_q \xrightarrow{j \rightsquigarrow i} \Delta_{q+1}$ for some A_j such that $D(i, j) \neq \emptyset$ and $a \in HBE_j \cup HBI_j$. By the definition of transition of the form $\Delta \xrightarrow{j \rightsquigarrow i} \Delta'$ in definition 3.5 and the operator Upa in section 3.2, for a transition $\Delta_p \xrightarrow{j \rightsquigarrow i} \Delta_{p+1}$, A_i will update IN_i as follows

$$IN_{i,p+1} = (IN_{i,p} \setminus D(i, j)) \cup S$$

where $S = D(i, j) \cap M_{j,p}$. Since $a \in D(i, j)$, $a \in M_{i,p+1}$ iff $a \in IN_{i,p+1}$ iff $a \in M_{j,p}$. As shown in 1 and 2, at every point $k \geq h$, for every A_j such that $a \in HBI_j \cup HBE_j$, $a \in M_{j,k}$ iff $a \in \llbracket P_{\mathcal{A}} \rrbracket$. So at every point $k \geq p$, $a \in M_{i,k+1}$ iff $a \in \llbracket P_{\mathcal{A}} \rrbracket$.

We have proved that for each A_i such that $a \in HB_i$ there a point p_i such that at every point $k \geq p_i$, $a \in M_{i,k}$ iff $a \in \llbracket P_{\mathcal{A}} \rrbracket$. Take $p = \max(p_1, \dots, p_n)$. At every point $k \geq p$, for every agent A_i such that $a \in HB_i$, $a \in M_{i,k}$ iff $a \in \llbracket P_{\mathcal{A}} \rrbracket$.

- *Inductive case:* Suppose the lemma holds for every atom a with $\pi(a) \leq m$, $m \geq 0$. We show that the lemma also holds for a with $\pi(a) = m + 1$.

Let A_i be an agent with $a \in HB_i$. Clearly $a \notin HBE \supseteq HBE_i$. There are two cases:

1. $a \in HBI_i$. The atom dependency graph of $P_{\mathcal{A}}$ is acyclic, every child b of a has $\pi(b) \leq m$. By the inductive assumption, for each b there is a point p_b such that at every point $k \geq p_b$, $b \in M_{i,p_b}$ iff $b \in \llbracket P_{\mathcal{A}} \rrbracket$. The set of children of a in the atom dependency graph of $P_{\mathcal{A}}$ is the same as the set of atoms in the

body of all clauses of the definition of a . As $IDB_{\mathcal{A}}$ is bounded, a has a finite number of children in the atom dependency graph of $P_{\mathcal{A}}$ and the definition of a is finite. Let p_a is the maximum number in the set of all such above p_b where b is a child of a . At every point $k \geq p_a$, for every child b of a , by the inductive assumption, $b \in M_{i,k}$ iff $b \in \llbracket P_{\mathcal{A}} \rrbracket$. We prove that $a \in M_{i,k}$ iff $a \in \llbracket P_{\mathcal{A}} \rrbracket$.

By lemma Appendix A.1, $a \in M_{i,k}$ iff there is a rule $a \leftarrow Bd$ in $P_{i,k} = IDB_i \cup EDB_{i,k} \cup IN_{i,k}$ such that $M_{i,k} \models Bd$. By inductive assumption for every $b \in \text{atom}(Bd)$, $b \in M_{i,k}$ iff $b \in \llbracket P_{\mathcal{A}} \rrbracket$. Moreover $a \leftarrow Bd$ is also a rule in $P_{\mathcal{A}}$. Thus $a \in M_{i,k}$ iff there is a rule $a \leftarrow Bd$ in $P_{\mathcal{A}}$ such that $\llbracket P_{\mathcal{A}} \rrbracket \models Bd$ iff $a \in \llbracket P_{\mathcal{A}} \rrbracket$ (by lemma Appendix A.1).

2. $a \in HIN_i$. As shown in 1, for every A_j such that $a \in HBI_j$ there is a point p_j , such that at every point $k \geq p_j$, $a \in M_{j,k}$ iff $a \in \llbracket P_{\mathcal{A}} \rrbracket$. Let p be the maximum of all such p_j . Clearly, at every point $k \geq p$, for every A_j such that $a \in HBI_j$, $a \in M_{j,k}$ iff $a \in \llbracket P_{\mathcal{A}} \rrbracket$.

Follow similarly as case 3 in base case of the proof, there is a point $p' \geq p + 1$ such that at every point $k \geq p'$, $a \in M_{i,k}$ iff $a \in M_{j,k}$. It also means that at every point $k \geq p'$, $a \in M_{i,k}$ iff $a \in \llbracket P_{\mathcal{A}} \rrbracket$.

We have proved that for each A_i such that $a \in HB_i$ there a point p_i such that at every point $k \geq p_i$, $a \in M_{i,k}$ iff $a \in \llbracket P_{\mathcal{A}} \rrbracket$. Take $p = \max(p_1, \dots, p_n)$. At every point $k \geq p$, for every agent A_i such that $a \in HB_i$, $a \in M_{i,k}$ iff $a \in \llbracket P_{\mathcal{A}} \rrbracket$.

□

Appendix B Proof of theorem 3.3

Let \mathcal{A} be an IO-acyclic and IO-finite multiagent system. Obviously \mathcal{A} is also bounded. Let \mathcal{R} be a run of \mathcal{A} . By theorem 3.1, \mathcal{R} is convergent. By lemma Appendix A.3, for every atom a in $G_{\mathcal{A}}$ there is a point k_a such that at every point $p \geq k_a$, for every agent A_i such that $a \in HB_i$, $a \in M_{i,p}$ iff $a \in \llbracket P_{\mathcal{A}} \rrbracket$. As $G_{\mathcal{A}}$ is finite, take the largest number k of all such k_a 's for every atoms a in $G_{\mathcal{A}}$. Obviously, at every point $p \geq k$, for every agent A_i , $M_{i,k} = M_{i,p}$. Thus \mathcal{R} is strongly convergent. The system is stabilizing and theorem 3.3 follows immediately.

References

- APT K., BLAIR H., AND WALKER A. 1988. *Towards a theory of declarative knowledge*, In J. Minker editor, Foundations of Deductive Databases and Logic Programming, pp. 89–148, Morgan Kaufman, San Mateo, CA., 1988.
- BELLMAN R. E., 1957, *Dynamic Programming*, Princeton University Press, Princeton, N.J., 1957.
- BROOKS R. A., 2002, *Robot: the future of flesh and machines*, Penguin. 2002
- BROOKS. R.A., 1991, *Intelligence without Representation*, Artificial Intelligence, Vol.47, 1991, pp.139-159
- BROOKS, R. A, 1986, *A robust layered control system for a mobile robot*, IEEE Journal of Robotics and Automation. RA-2, April, 1986, pp. 14-23.

- CIAMPOLINI A., LAMMA E., MELLO P., TONI F., AND TORRONI P., 2003, *Co-operation and competition in ALIAS: a logic framework for agents that negotiate*, Annals of Mathematics and Artificial Intelligence, Special Issue on Computational Logic in Multi-Agent Systems, Volume 37, nos. 1-2, pp. 28-37, January 2003.
- DIJKSTRA E., 1974, *Self-stabilizing systems in spite of distributed control*, Communications of the ACM, 17(11), 1974.
- DURFEE E.H., LESSER V. R., AND CORKILL D.D., 1995, *Trends in Cooperative Distributed Problem Solving*, IEEE Transactions on Knowledge and Data Engineering. July, 1995.
- FLATEBO M., DATTA A. K., AND GHOSH S., 1994, *Self-stabilization in distributed systems*, Chapter 2, Readings in Distributed Computer Systems, pp. 100-114, IEEE Computer Society Press, 1994.
- FORD L. R. J. AND FULKERSON D. R., 1962, *Flows in Networks*, Princeton University Press, Princeton, N.J., 1962
- GELFOND M., AND LIFSCHITZ V., 1988, *The stable model semantics for logic programming.*, In R. Kowalski and K. Bowen, editors, Logic Programming: Proc. of the Fifth International Conference and Symposium, pp. 1070-1080, 1988.
- HEDRICK C., 1988, *Routing Information Protocol*, RFC-1058, Rutgers University, 1988.
- HUITEMA C., 2000, *Routing in the Internet*, 2nd Edition, Prentice Hall, 2000.
- KOWALSKI R. A. AND SADRI F., 1999, *From Logic Programming to Multiagent Systems*, Annals of mathematics and Artificial Intelligence, Baltzer Science Publishers, Editors: Dix J. and Lobo J., volume 25, pp. 391-420, 1999.
- MOY J., 1998, *OSPF Version 2*, RFC-2328, 1998.
- ROSENSCHEIN S. J. AND KAELBLING L. P., 1995, *A Situated View of Representation and Control*, Artificial Intelligence, No. 73, pp. 149-173, 1995.
- SADRI F., TONI F. AND TORRONI P., 2001, *Dialogues for Negotiation: Agent Varieties and Dialogue Sequences*, Proc. ATAL'01, International workshop on Agents, theories, Architectures and Languages, J.J. Maher ed., and "Intelligent Agents VIII", LNAI 2333, pp. 405-421, Springer Verlag, 2001.
- SATOH K. AND YAMAMOTO K., 2002, *Speculative Computation with Multi-Agent Belief Revision*, Proceedings of the First International Joint Conference on Autonomous Agent and Multiagent Systems, Bologna, Italy (2002).
- SCHNEIDER M., 1993, *Self-stabilization*, ACM Computing Surveys, 25(1), pp. 45-67, 1993.
- SHOHAM Y., 1993, *Agent-oriented programming*, Artificial Intelligence, No. 60, pp. 51-92, 1993.
- STEELS L. AND BROOKS R. , 1995, *The Artificial Life Route to Artificial Intelligence: building Embodied, Situated Agents*, Lawrence Erlbaum Associates Publishers, 1995.
- WOOLDRIDGE M., 1997, *Agent-Based Software Engineering*, IEEE Proc. Software Engineering 144 (1), pp. 26-37.
- WOOLDRIDGE M. AND JENNINGS N. R., 1995, *Intelligent agents: Theory and practice*, The Knowledge Engineering Review, 10 (2), pp. 115-152.