

Complete Characterization of the Equivalent MIMO Channel for Quasi-Orthogonal Space-Time Codes

Aydin Sezgin

Fraunhofer-Institute for Telecomm., HHI

Broadband Mobile Comm. Networks

Einsteinufer 37, 10587 Berlin, Germany

Phone/Fax: +49 30 31002 868/863

aydin.sezgin@hhi.fhg.de

Tobias J. Oechtering

Faculty of EECS, Technical University of Berlin

Heinrich Hertz Chair for Mobile Comm. Technology

Einsteinufer 25, 10587 Berlin, Germany

Phone/Fax: +49 30 31428 165/320

tobias.oechtering@mk.tu-berlin.de

Abstract

Recently, a quasi-orthogonal space-time block code (QSTBC) capable of achieving a significant fraction of the outage mutual information of a multiple-input-multiple output (MIMO) wireless communication system for the case of four transmit and one receive antennas was proposed. We generalize these results to $n_T = 2^n$ transmit and an arbitrary number of receive antennas n_R . Furthermore, we

This paper was presented in part at the ITW 2004, San Antonio, TX , USA, October 2004. This work was supported in part by the German ministry of education and research (BMBF) under grant 01BU150.

completely characterize the structure of the equivalent channel for the general case and show that for all $n_T = 2^n$ and n_R the eigenvectors of the equivalent channel are fixed and independent from the channel realization. Furthermore, the eigenvalues of the equivalent channel are independent identically distributed random variables each following a noncentral chi-square distribution with $4n_R$ degrees of freedom. Based on these important insights into the structure of the QSTBC, we derive an analytical lower bound for the fraction of outage probability achieved with QSTBC and show that this bound is tight for low signal-to-noise-ratios (SNR) values and also for increasing number of receive antennas. We also present an upper bound, which is tight for high SNR values and derive analytical expressions for the case of four transmit antennas. Finally, by utilizing the special structure of the QSTBC we propose a new transmit strategy, which decouples the signals transmitted from different antennas in order to detect the symbols separately with a linear ML-detector rather than joint detection, an up to now only known advantage of orthogonal space-time block codes (OSTBC).

I. INTRODUCTION

In recent years, the goal of providing high speed wireless data services has generated a great amount of interest among the research community. Recent information theoretic results have demonstrated that the ability of a system to support a high link quality and higher data rates in the presence of Rayleigh fading improves significantly with the use of multiple transmit and receive antennas [1], [2]. A very important aspect is always the availability of analytical expressions to describe the stochastic nature of the channel under consideration as given in [1], [3] for the MIMO channel. This offers an opportunity to obtain, e.g., closed-form analytical formulas for the ergodic capacity or the outage mutual information of such MIMO channels. E.g., in [4], the probability density function (pdf) of the random mutual information for independent identically distributed (i.i.d.) MIMO channels was derived in the form of the inverse Laplace transform and a Gaussian approximation of the pdf was presented. In [5], the impact of MIMO channel rank deficiency and spatial fading correlation on the mutual information was analyzed. Furthermore, for correlated channels, the optimal transmit strategy and the impact of correlation on the outage probability were derived in [6].

There has been considerable work on a variety of new codes and modulation signals, called space-time codes, in order to approach the huge capacity of such MIMO channels. The performance criteria of space-time codes were derived in [7], [8]. One scheme of particular interest is the Alamouti scheme [9] for two transmit antennas. Later on, [10] proposed more general

schemes referred to as orthogonal space-time block codes (OSTBC) with the same properties as the Alamouti scheme like, e.g., a remarkably simple maximum-likelihood decoding algorithm. Interestingly, the combination of OSTBC with a MIMO antenna system can be represented equivalently as a single-input-single-output (SISO) system, where the channel gain is equal to the Frobenius norm of the actual MIMO channel. The performance of orthogonal space-time block codes [11]–[13] with respect to mutual information was analyzed (among others) for the uncorrelated Rayleigh fading case in [14], [15] and for the more general case with different correlation scenarios and line of sight (LOS) components in [16]. OSTBC exploit multiple antennas at both the transmitter and receiver in order to obtain transmit and receive diversity and therefore increase the reliability of the system. With the knowledge of the stochastic nature of the resulting equivalent channel due to the employment of OSTBC in a MIMO system, the loss in mutual information of OSTBC in subject to transmission rate, number of receive antennas and channel rank was quantified in [14], whereas in [15] a comparison of OSTBC with a system applying beam-forming was presented.

Unfortunately, the Alamouti space-time code for two transmit and one receive antennas is the only OSTBC, which, to the best of our knowledge, achieves the maximum possible mutual information of a MIMO system [1], since we can not construct an OSTBC with transmission rate equal one for more than two transmit antennas [10], [17]. Therefore, [18]–[20] designed a quasi-orthogonal space-time block code (QSTBC) with transmission rate one for four and eight transmit antennas. By properly choosing the signal constellations as done in [21]–[27], it is possible to improve the BER performance with ML-detection for the codes given in [18]–[20]. The BER performance of QSTBC with suboptimal detectors has been analyzed in [28], [29].

The performance of QSTBC with respect to outage mutual information (OMI) for the special case of one receive antenna and four or eight transmit antennas was analyzed via simulations in [19] and [30] and it was shown, that the QSTBC are capable to achieve a significant portion of the MIMO-OMI. Furthermore, it was shown in [19], that QSTBC in conjunction with optimal (nonlinear) and suboptimal (linear) detectors provide a tradeoff between performance and complexity. The key achievements of this paper are as follows

- We generalize the results in [19] to 2^n transmit and an arbitrary number of receive antennas.
- We show, that due to the employment of QSTBC the eigenvalues of the resulting equivalent channel are pairwise independent and identical (i.i.d) noncentral chi-square distributed with

$4n_R$ degrees of freedom ($\chi_{4n_R}^2(\delta_{nc})$) with noncentrality parameter δ_{nc} . Furthermore, we show that the eigenvectors of the equivalent channel are independent of each channel realization, i.e. they are constant.

In other words, we first show that the combination of QSTBC with a MIMO system results also in a equivalent channel similar to OSTBC and then fully characterize the stochastic nature of this equivalent channel. Based on these important insights, we are able to provide the following results

- an analytical lower bound for the outage probability achieved with QSTBC, which is tight for low signal-to-noise-ratios (SNR) values and also for increasing number of receive antennas;
- an upper bound on the outage probability, which is tight for high SNR values. For the case of four transmit and an arbitrary number of receive antennas we derive analytical expressions for this bound.
- finally, we exploit the special structure of the QSTBC and apply a new transmit strategy, which decouples the signals transmitted from different antennas in order to detect the symbols separately as in the case of OSTBC. The performance of this linear detector is equivalent to the non-linear maximum-likelihood (ML)-detector in [19].

The remainder of this paper is organized as follows. In Section II, we introduce the system model and establish the notation. The design of QSTBC for 2^n transmit antennas is shown in section III. The complete characterization of the equivalent channel model and other key achievements of this paper are described in section IV. As an possible application of the results in this section, we present the analysis of the outage probability achieved with QSTBC in section V, followed by some simulations and concluding remarks in section V-B and VI.

II. SYSTEM MODEL

We consider a system with $n_T = 2^n$ transmit and n_R receive antennas. Our system model is defined by

$$\mathbf{Y} = \mathbf{G}_{n_T} \mathbf{H} + \mathbf{N}, \quad (1)$$

where \mathbf{G}_{n_T} denotes the $(T \times n_T)$ transmit matrix, $\mathbf{Y} = [\mathbf{y}_1, \dots, \mathbf{y}_{n_R}]$ the $(T \times n_R)$ receive matrix, $\mathbf{H} = [\mathbf{h}_1, \dots, \mathbf{h}_{n_R}]$ the $(n_T \times n_R)$ channel matrix, and $\mathbf{N} = [\mathbf{n}_1, \dots, \mathbf{n}_{n_R}]$ the complex $(T \times n_R)$ white Gaussian noise (AWGN) matrix, respectively. An entry $\{n_{ti}\}$ of \mathbf{N} ($1 \leq i \leq n_R$)

denotes the complex noise at the i th receiver for a given time instant t ($1 \leq t \leq T$). The real and imaginary parts of n_{ti} are independent and $\mathcal{N}(0, n_T/(2\text{SNR}))$ distributed. An entry of the channel matrix is represented by $\{h_{ji}\} \in \mathbf{h}_i$ and describes the complex gain of the channel between the j th transmit ($1 \leq j \leq n_T$) and the i th receive ($1 \leq i \leq n_R$) antenna, where the real and imaginary parts of the channel gains are independent and normal distributed random variables and \mathbf{h}_i is $\mathcal{CN}(\mathbf{m}_i, \mathbf{I})$ distributed, where \mathbf{m}_i is the channel mean or Ricean component. The channel matrix is assumed to be constant for a block of T symbols and changes independently from block to block. The average power of the symbols transmitted from each antenna is normalized to one, so that the average power of the received signal at each receive antenna is n_T and the signal-to-noise ratio (SNR) is ρ . It is further assumed that the transmitter has no CSI and the receiver has perfect CSI.

III. CODE CONSTRUCTION

A space-time block code is defined by its transmit matrix \mathbf{G}_{n_T} , which is a function of the vector $\mathbf{x} = [x_1, \dots, x_p]^T$. The rate R of a space-time block code is defined as $R = p/T$. In this paper, we focus on rate one QSTBC with length $n_T = T$, therefore $p = n_T$. Now, let us split the vector \mathbf{x} into two vectors, \mathbf{x}_{odd} and \mathbf{x}_{even} , for reasons that will be clear later on. The elements of \mathbf{x} with odd index j are collected in \mathbf{x}_{odd} and with even index in \mathbf{x}_{even} , respectively. Both parts of \mathbf{x} are given as

$$\mathbf{x}_{\text{odd}} = \mathbf{\Gamma} \begin{bmatrix} s_1 \\ \vdots \\ s_{n_T/2} \end{bmatrix} = \mathbf{\Gamma} \mathbf{s}^-, \mathbf{x}_{\text{even}} = \mathbf{\Gamma} \begin{bmatrix} s_{n_T/2+1} \\ \vdots \\ s_{n_T} \end{bmatrix} = \mathbf{\Gamma} \mathbf{s}^+, \quad (2)$$

with $s_1, \dots, s_{n_T} \in \mathcal{C}$, where $\mathcal{C} \subseteq \mathbb{C}$ denotes a complex modulation signal set with unit average power, e.g. M -PSK. Furthermore, $\mathbf{\Gamma} \in \mathbb{C}^{n_T/2 \times n_T/2}$ is a unitary matrix. More details on $\mathbf{\Gamma}$ and its effect on the detection scheme will be discussed in section IV-G.

Starting with the well known Alamouti scheme [9] for $n_T = 2$ transmit antennas as a

$$\mathbf{G}_2(x_1, x_2) = \begin{bmatrix} x_1 & x_2 \\ x_2^* & -x_1^* \end{bmatrix},$$

the generalization of the transmit matrix for the QSTBC with $n_T = 2^n$ ($n_T \geq 4$) is done in the

following recursive way

$$\mathbf{G}_{n_T}(\{x_j\}_{j=1}^{n_T}) = \begin{bmatrix} \mathbf{G}_{\frac{n_T}{2}}(\{x_j\}_{j=1}^{\frac{n_T}{2}}) & \mathbf{G}_{\frac{n_T}{2}}(\{x_j\}_{j=\frac{n_T}{2}+1}^{n_T}) \\ \mathbf{G}_{\frac{n_T}{2}}(\{x_j\}_{j=\frac{n_T}{2}+1}^{n_T}) \mathbf{\Theta}_{n_T} & -\mathbf{G}_{\frac{n_T}{2}}(\{x_j\}_{j=1}^{\frac{n_T}{2}}) \mathbf{\Theta}_{n_T} \end{bmatrix},$$

where $\{x_j\}_{j=1}^{n_T} = x_1, \dots, x_{n_T}$ and the diagonal $n_T/2 \times n_T/2$ matrix $\mathbf{\Theta}_{n_T}$ is given by $\mathbf{\Theta}_{n_T} = \text{diag}(\{(-1)^{j-1}\}_{j=1}^{\frac{n_T}{2}})$.

Example 3.1: For the case of $n_T = 4$ transmit antennas we have

$$\mathbf{G}_4(\{x_j\}_{j=1}^4) = \begin{bmatrix} x_1 & x_2 & x_3 & x_4 \\ x_2^* & -x_1^* & x_4^* & -x_3^* \\ x_3 & -x_4 & -x_1 & x_2 \\ x_4^* & x_3^* & -x_2^* & -x_1^* \end{bmatrix}.$$

In this work, we use the Alamouti scheme as the basis in order to construct the rate one QSTBC. However, it is also possible to construct QSTBC with rates lower than one based on other OSTBC [10], [12]. In the following section, we perform channel-matched filtering as the first stage of preprocessing at the receiver in order to obtain the equivalent channel model, followed by the decoupling of the system model in two parts. Afterwards, we analyze the eigenvalues and the eigenvectors of the resulting equivalent channel, leading to important insights of the properties of QSTBC. Noise pre-whitening as the second stage of preprocessing at the receiver is considered in section IV-F.

IV. SIGNAL PROCESSING

First of all, we briefly review the usual MIMO fading channel without any coordinated coding and the impact of OSTBC on the MIMO channel in order to provide a better insight into the properties of QSTBC.

A. MIMO channel without any coordinated coding

In this case, after channel matched filtering to (1), we have

$$\mathbf{H}\mathbf{H}^H = \mathbf{V}\mathbf{D}\mathbf{D}\mathbf{V}^H, \quad (3)$$

where $\mathbf{H} = \mathbf{V}\mathbf{D}\mathbf{U}^H$ is the singular value decomposition (SVD) of \mathbf{H} , where the unitary matrices \mathbf{U}, \mathbf{V} contain the eigenvectors of \mathbf{H} . The joint density function of the eigenvalues μ_1, \dots, μ_m of

$\mathbf{H}\mathbf{H}^H$ in DD in the Rayleigh fading case ($\mathbf{m}_i = \mathbf{0}$) is given as [1], [3]

$$p_\mu(\mu_1, \dots, \mu_m) = \frac{1}{m!K_{m,n}} e^{\sum_i \mu_i} \prod_i \mu_i^{n-m} \prod_{i < j} (\mu_i - \mu_j)^2, \quad (4)$$

where $K_{m,n}$ is a normalizing factor, $n = \max\{n_T, n_R\}$ and $m = \min\{n_T, n_R\}$. It is obvious, that the eigenvalues are not independent of each other and it is well known that the matrix of eigenvectors \mathbf{V} depend on the actual channel realization.

B. Equivalent channel for OSTBC

In case of OSTBC, the following holds for the transmit matrix

$$\mathbf{G}_{n_T}^H \mathbf{G}_{n_T} = \sum_{j=1}^p |x_j|^2 \mathbf{I}_{n_T}.$$

Starting with (1), after some manipulations and channel matched filtering one arrives at

$$\mathbf{y}'' = \mathbf{H}_{n_T}'' \mathbf{x} + \mathbf{n}'' ,$$

where

$$\mathbf{H}_{n_T}'' = \begin{bmatrix} \sum_{i=1}^{n_R} \sum_{j=1}^{n_T} |h_{ji}|^2 & & 0 \\ & \ddots & \\ 0 & & \sum_{i=1}^{n_R} \sum_{j=1}^{n_T} |h_{ji}|^2 \end{bmatrix}. \quad (5)$$

Since there is no interaction between the elements of \mathbf{x} , the equation above can be decomposed into p parts. The resulting equivalent channel for each element of \mathbf{x} of the OSTBC is then a single-input-single-output (SISO) channel given as

$$\tilde{\mathbf{H}}_{\frac{n_T}{p}} = \sum_{i=1}^{n_R} \sum_{j=1}^{n_T} |h_{ji}|^2 \quad (6)$$

which is equal to the Frobenius norm of the actual MIMO channel matrix \mathbf{H} .

In case of the rate one QSTBC discussed in this paper, the actual MIMO channel is also transformed into a equivalent channel given as $\tilde{\mathbf{H}}_{\frac{n_T}{2}}$. Differently from the OSTBC the equivalent channel of QSTBC is still a MIMO channel, however with very interesting properties like constant eigenvectors and i.i.d. eigenvalues following a noncentral $\chi_{4n_R}^2(\delta_{nc})$ -distribution as derived in the following.

C. Channel-Matched Filtering

After rearranging and complex-conjugating some rows of \mathbf{Y} the system equation in (1) can be rewritten as

$$\mathbf{y}' = \mathbf{H}'_{n_T} \mathbf{x} + \mathbf{n}' , \quad (7)$$

where $\mathbf{H}'_{n_T} = [(\mathbf{H}'_{n_T,1})^T, \dots, (\mathbf{H}'_{n_T,i})^T, \dots, (\mathbf{H}'_{n_T,n_R})^T]^T$ and $\mathbf{H}'_{n_T,i}$ is given as

$$\mathbf{H}'_{n_T,i} = \mathbf{H}'_{n_T,i}(\{h_{ji}\}_{j=1}^{n_T}) = \begin{bmatrix} \mathbf{H}_{\frac{n_T}{2}} \left(\{h_{ji}\}_{j=1}^{\frac{n_T}{2}} \right) & \mathbf{H}_{\frac{n_T}{2}} \left(\{h_{ji}\}_{j=\frac{n_T}{2}+1}^{n_T} \right) \\ -\Theta_{n_T} \mathbf{H}_{\frac{n_T}{2}} \left(\{h_{ji}\}_{j=\frac{n_T}{2}+1}^{n_T} \right) \Theta_{n_T} & \Theta_{n_T} \mathbf{H}_{\frac{n_T}{2}} \left(\{h_{ji}\}_{j=1}^{\frac{n_T}{2}} \right) \Theta_{n_T} \end{bmatrix}. \quad (8)$$

Thus it appears that the $\mathbf{H}'_{n_T,i}(\{h_{ji}\}_{j=1}^{n_T})$, with $(\{h_{ji}\}_{j=1}^{n_T}) = h_{1i}, \dots, h_{n_T i}$, are obtained recursively, where the recursion starts with $n_T = 2$,

$$\mathbf{H}_{2,i} = \mathbf{H}_{2,i}(h_{1i}, h_{2i}) = \begin{bmatrix} h_{1i} & h_{2i} \\ -h_{2i}^* & h_{1i}^* \end{bmatrix}.$$

In order to perform channel-matched filtering we multiply $(\mathbf{H}'_{n_T})^H$ from left to (7) to get

$$\mathbf{y}'' = \mathbf{H}''_{n_T} \mathbf{x} + \mathbf{n}'' , \quad (9)$$

where the noise vector $\mathbf{n}'' = (\mathbf{H}'_{n_T})^H \mathbf{n}'$ is spatially colored and \mathbf{H}''_{n_T} is given as

$$\mathbf{H}''_{n_T} = \begin{bmatrix} \mathbf{K}^H \mathbf{K} + \mathbf{L}^H \mathbf{L} & \Theta_{n_T} \mathbf{K}^H \mathbf{L} \Theta_{n_T} - \mathbf{L}^H \mathbf{K} \\ -(\Theta_{n_T} \mathbf{K}^H \mathbf{L} \Theta_{n_T} - \mathbf{L}^H \mathbf{K}) & \mathbf{K}^H \mathbf{K} + \mathbf{L}^H \mathbf{L} \end{bmatrix}, \quad (10)$$

where $\mathbf{K} = \mathbf{H}_{\frac{n_T}{2}} \left(\{h_{ji}\}_{j=1}^{\frac{n_T}{2}} \right)$ and $\mathbf{L} = \mathbf{H}_{\frac{n_T}{2}} \left(\{h_{ji}\}_{j=\frac{n_T}{2}+1}^{n_T} \right)$.

D. Decoupling of the system model

An important property of the QSTBC the system in (9) can be decoupled into two parts due to the special structure of \mathbf{H}''_{n_T} as described in the following. The decoupling comes from the fact that for QSTBC, it holds that [21]

$$\mathbf{G}_{n_T}^H(\tilde{\mathbf{x}}_{\text{odd}}) \cdot \mathbf{G}_{n_T}(\tilde{\mathbf{x}}_{\text{even}}) + \mathbf{G}_{n_T}^H(\tilde{\mathbf{x}}_{\text{even}}) \cdot \mathbf{G}_{n_T}(\tilde{\mathbf{x}}_{\text{odd}}) = \mathbf{0} \quad \forall \mathbf{x}, \quad (11)$$

where $\tilde{\mathbf{x}}_{\text{odd}} = \mathbf{x}_{\text{odd}} \otimes [1 \ 0]^T = [x_1, 0, x_3, 0, \dots, x_{n_T-1}, 0]^T$ and $\tilde{\mathbf{x}}_{\text{even}} = \mathbf{x}_{\text{even}} \otimes [0 \ 1]^T$. The property in (11) is very crucial, because this enables a simple maximum-likelihood decoding algorithm. Assuming perfect channel estimation is available, the receiver computes the following

decision metric over all possible transmit matrices and decides in favor of the transmit matrix that minimizes the following decision metric based on (1):

$$\begin{aligned} \|\mathbf{Y} - \mathbf{G}_{n_T}(\mathbf{x}) \cdot \mathbf{H}\|_F^2 &= \text{tr}\{(\mathbf{Y} - \mathbf{G}_{n_T}(\mathbf{x}) \cdot \mathbf{H})^H (\mathbf{Y} - \mathbf{G}_{n_T}(\mathbf{x}) \cdot \mathbf{H})\} \\ &= \text{tr}\{\mathbf{Y}^H \mathbf{Y} - \mathbf{Y}^H \mathbf{G}_{n_T}(\mathbf{x}) \mathbf{H} \\ &\quad - (\mathbf{Y}^H \mathbf{G}_{n_T}(\mathbf{x}) \mathbf{H})^H + \mathbf{H}^H \mathbf{G}_{n_T}(\mathbf{x})^H \mathbf{G}_{n_T}(\mathbf{x}) \mathbf{H}\} . \end{aligned} \quad (12)$$

After some manipulations, we arrive at

$$\begin{aligned} &\text{tr}\{\mathbf{Y}_{\text{odd}}^H \mathbf{Y}_{\text{odd}} + \mathbf{Y}_{\text{odd}}^H \mathbf{G}_{n_T}(\tilde{\mathbf{x}}_{\text{odd}}) \mathbf{H} + \mathbf{H}^H \mathbf{G}_{n_T}^H(\tilde{\mathbf{x}}_{\text{odd}}) \mathbf{Y}_{\text{odd}} + \mathbf{H}^H \mathbf{G}_{n_T}^H(\tilde{\mathbf{x}}_{\text{odd}}) \mathbf{G}_{n_T}(\tilde{\mathbf{x}}_{\text{odd}}) \mathbf{H} + \\ &\mathbf{Y}_{\text{even}}^H \mathbf{Y}_{\text{even}} + \mathbf{Y}_{\text{even}}^H \mathbf{G}_{n_T}(\tilde{\mathbf{x}}_{\text{even}}) \mathbf{H} + \mathbf{H}^H \mathbf{G}_{n_T}^H(\tilde{\mathbf{x}}_{\text{even}}) \mathbf{Y}_{\text{even}} + \mathbf{H}^H \mathbf{G}_{n_T}^H(\tilde{\mathbf{x}}_{\text{even}}) \mathbf{G}_{n_T}(\tilde{\mathbf{x}}_{\text{even}}) \mathbf{H}\} , \end{aligned}$$

where $\text{tr}\{\cdot\}$ is the trace function. \mathbf{Y}_{odd} and \mathbf{Y}_{even} are given as

$$\mathbf{Y}_{\text{odd}} = \mathbf{G}_{n_T}(\tilde{\mathbf{x}}_{\text{odd}}) \mathbf{H} + \mathbf{N}_{\text{odd}} \quad \text{and} \quad \mathbf{Y}_{\text{even}} = \mathbf{G}_{n_T}(\tilde{\mathbf{x}}_{\text{even}}) \mathbf{H} + \mathbf{N}_{\text{even}} ,$$

respectively. The above decision metric can be decomposed into two parts, one of which

$$\text{tr}\{\mathbf{Y}_{\text{odd}}^H \mathbf{Y}_{\text{odd}} + \mathbf{Y}_{\text{odd}}^H \mathbf{G}_{n_T}(\tilde{\mathbf{x}}_{\text{odd}}) \mathbf{H} + \mathbf{H}^H \mathbf{G}_{n_T}^H(\tilde{\mathbf{x}}_{\text{odd}}) \mathbf{Y}_{\text{odd}} + \mathbf{H}^H \mathbf{G}_{n_T}^H(\tilde{\mathbf{x}}_{\text{odd}}) \mathbf{G}_{n_T}(\tilde{\mathbf{x}}_{\text{odd}}) \mathbf{H}\}$$

is only a function of $\mathbf{G}_{n_T}(\tilde{\mathbf{x}}_{\text{odd}})$, and the other one

$$\text{tr}\{\mathbf{Y}_{\text{even}}^H \mathbf{Y}_{\text{even}} + \mathbf{Y}_{\text{even}}^H \mathbf{G}_{n_T}(\tilde{\mathbf{x}}_{\text{even}}) \mathbf{H} + \mathbf{H}^H \mathbf{G}_{n_T}^H(\tilde{\mathbf{x}}_{\text{even}}) \mathbf{Y}_{\text{even}} + \mathbf{H}^H \mathbf{G}_{n_T}^H(\tilde{\mathbf{x}}_{\text{even}}) \mathbf{G}_{n_T}(\tilde{\mathbf{x}}_{\text{even}}) \mathbf{H}\} ,$$

is only a function of $\mathbf{G}_{n_T}(\tilde{\mathbf{x}}_{\text{even}})$. Thus the minimization of (12) is equivalent to minimizing these two parts separately. Note that, due to the processing at the receiver, the property in (11) is projected on the channel matrix \mathbf{H}_{n_T}'' in (9). The decoupled parts depend either on \mathbf{x}_{odd} or \mathbf{x}_{even} given in (2).

Thus, it is now possible to write an decomposed system model for each part based on (9). The decomposed system model for the part with \mathbf{x}_{odd} (and similarly for \mathbf{x}_{even}) can be rewritten as

$$\mathbf{y}_{\text{odd}} = \tilde{\mathbf{H}}_{\frac{n_T}{2}} \mathbf{x}_{\text{odd}} + \tilde{\mathbf{n}} . \quad (13)$$

For illustration, we present two examples for the case of $n_T = 4$ and $n_T = 8$ transmit antennas.

Example 4.1: ($n_T = 4$ transmit antennas) In this case, $\mathbf{H}'_{4,i}$ in (8) is given as

$$\mathbf{H}'_{4,i} = \begin{bmatrix} h_{1i} & h_{2i} & h_{3i} & h_{4i} \\ -h_{2i}^* & h_{1i}^* & -h_{4i}^* & h_{3i}^* \\ -h_{3i} & h_{4i} & h_{1i} & -h_{2i} \\ -h_{4i}^* & -h_{3i}^* & h_{2i}^* & h_{1i}^* \end{bmatrix} .$$

and \mathbf{H}_4'' appears in (9) as

$$\mathbf{y}'' = \begin{bmatrix} \alpha_1 & 0 & i\alpha_2 & 0 \\ 0 & \alpha_1 & 0 & -i\alpha_2 \\ -i\alpha_2 & 0 & \alpha_1 & 0 \\ 0 & i\alpha_2 & 0 & \alpha_1 \end{bmatrix} \begin{bmatrix} x_1 \\ x_2 \\ x_3 \\ x_4 \end{bmatrix} + \mathbf{n}'', \quad (14)$$

where α_1 and α_2 are given as

$$\alpha_1 = \sum_{i=1}^{n_R} \sum_{j=1}^4 |h_{ji}|^2 \quad \text{and} \quad \alpha_2 = \sum_{i=1}^{n_R} 2\text{Im}(h_{1i}^* h_{3i} + h_{4i}^* h_{2i}), \quad (15)$$

respectively. From (14), it is now directly obvious, that the system equation can be decoupled into two parts, which then can be considered separately. For the case considered in this example, the decomposed system model for \mathbf{x}_{odd} (and similarly for \mathbf{x}_{even} , cf. (13)) can be written as

$$\mathbf{y}_{\text{odd}} = \tilde{\mathbf{H}}_2 \begin{bmatrix} x_1 \\ x_3 \end{bmatrix} + \tilde{\mathbf{n}},$$

with a non-orthogonal

$$\tilde{\mathbf{H}}_2 = \begin{bmatrix} \alpha_1 & i\alpha_2 \\ -i\alpha_2 & \alpha_1 \end{bmatrix}. \quad (16)$$

Example 4.2: ($n_T = 8$ transmit antennas) The same procedure applied here results in a $\tilde{\mathbf{H}}_4$ given as

$$\tilde{\mathbf{H}}_{\frac{n_T}{2}} = \tilde{\mathbf{H}}_4 = \begin{bmatrix} \alpha_1 & i\alpha_2 & i\alpha_3 & \alpha_4 \\ -i\alpha_2 & \alpha_1 & -\alpha_4 & i\alpha_3 \\ -i\alpha_3 & -\alpha_4 & \alpha_1 & i\alpha_2 \\ \alpha_4 & -i\alpha_3 & -i\alpha_2 & \alpha_1 \end{bmatrix},$$

where

$$\begin{aligned} \alpha_1 &= \sum_{i=1}^{n_R} \sum_{j=1}^8 |h_{ji}|^2, \quad \alpha_2 = \sum_{i=1}^{n_R} 2\text{Im}(h_{1i}^* h_{3i} + h_{4i}^* h_{2i} + h_{5i}^* h_{7i} + h_{8i}^* h_{6i}), \\ \alpha_3 &= \sum_{i=1}^{n_R} 2\text{Im}(h_{1i}^* h_{5i} + h_{6i}^* h_{2i} + h_{3i}^* h_{7i} + h_{8i}^* h_{4i}), \quad \text{and} \\ \alpha_4 &= \sum_{i=1}^{n_R} 2\text{Re}(h_{1i}^* h_{7i} + h_{8i}^* h_{2i} - h_{3i}^* h_{5i} - h_{6i}^* h_{4i}). \end{aligned} \quad (17)$$

The general case of arbitrary $n_T = 2^n$ and very important insights about the eigenvalue decomposition, the eigenvalues themselves and the eigenvectors of the equivalent channel $\tilde{\mathbf{H}}_{\frac{n_T}{2}}$, which

are crucial and necessary for further analysis, e.g., the derivations of the lower and upper bound, are provided in the following section.

E. Eigenvalues and Eigenvectors of the equivalent channel model

In order to completely characterize the equivalent channel with respect to the eigenvalues and eigenvectors, we first look at the properties of matrices with certain structures and then show that the equivalent channel matrices fulfill this special structure. Let the matrix \mathbf{M}_N , where $N = \frac{n_T}{2} = 2^{n-1}$, has the following recursive definition

$$\mathbf{M}_N(\alpha_1, \dots, \alpha_N) = \begin{bmatrix} \mathbf{M}_{\frac{N}{2}}(\alpha_1, \dots, \alpha_{\frac{N}{2}}) & \mathbf{N}_{\frac{N}{2}}(\alpha_{\frac{N}{2}+1}, \dots, \alpha_N) \\ -\mathbf{N}_{\frac{N}{2}}(\alpha_{\frac{N}{2}+1}, \dots, \alpha_N) & \mathbf{M}_{\frac{N}{2}}(\alpha_1, \dots, \alpha_{\frac{N}{2}}) \end{bmatrix}. \quad (18)$$

Similarly

$$\mathbf{N}_N(\alpha_{N+1}, \dots, \alpha_{2N}) = \begin{bmatrix} \mathbf{N}_{\frac{N}{2}}(\alpha_{N+1}, \dots, \alpha_{\frac{3N}{2}}) & \mathbf{M}_{\frac{N}{2}}(\alpha_{\frac{3N}{2}+1}, \dots, \alpha_{2N}) \\ -\mathbf{M}_{\frac{N}{2}}(\alpha_{\frac{3N}{2}+1}, \dots, \alpha_{2N}) & \mathbf{N}_{\frac{N}{2}}(\alpha_{N+1}, \dots, \alpha_{\frac{3N}{2}}) \end{bmatrix}, \quad (19)$$

where the recursion starts with

$$\mathbf{M}_2(\alpha_1, \alpha_2) = \begin{bmatrix} \alpha_1 & i\alpha_2 \\ -i\alpha_2 & \alpha_1 \end{bmatrix} \quad \text{and} \quad \mathbf{N}_2(\alpha_3, \alpha_4) = \begin{bmatrix} i\alpha_3 & \alpha_4 \\ -\alpha_4 & i\alpha_3 \end{bmatrix}.$$

Remark 4.1: The matrices \mathbf{M}_2 and \mathbf{N}_2 have the following eigenvalue decompositions

$$\mathbf{M}_2 = \mathbf{V}_2 \mathbf{S}_2 \mathbf{V}_2^H \quad \text{and} \quad \mathbf{N}_2 = \mathbf{V}_2 \mathbf{T}_2 \mathbf{V}_2^H \quad (20)$$

where

$$\mathbf{V}_2 = \frac{1}{\sqrt{2}} \begin{bmatrix} 1 & 1 \\ -i & i \end{bmatrix}$$

and

$$\mathbf{S}_2(\{\alpha_l\}_{l=1}^2) = \begin{bmatrix} \mu_2^1 & 0 \\ 0 & \mu_2^2 \end{bmatrix} = \begin{bmatrix} \alpha_1 + \alpha_2 & 0 \\ 0 & \alpha_1 - \alpha_2 \end{bmatrix}$$

$$\mathbf{T}_2(\{\alpha_l\}_{l=3}^4) = \begin{bmatrix} \nu_2^1 & 0 \\ 0 & \nu_2^2 \end{bmatrix} = i \begin{bmatrix} \alpha_3 - \alpha_4 & 0 \\ 0 & \alpha_3 + \alpha_4 \end{bmatrix}$$

Immediately the following question follows: Is there any structure how to derive the eigenvalues of the matrices of higher N , i.e., if the eigenvalues of $\mathbf{M}_{\frac{N}{2}}$ are given, how can we compute

the eigenvalues of \mathbf{M}_N . (Note that, if the eigenvalues of $\mathbf{M}_{\frac{N}{2}}$ are given it is straightforward to derive the eigenvalues of $\mathbf{N}_{\frac{N}{2}}$). In order to answer this question we are able to state the following lemma, where the arguments of \mathbf{M}_N and \mathbf{N}_N are omitted.

Lemma 4.1: Let $\mathbf{M}_N, \mathbf{N}_N$ be as given in (18),(19), then $\mathbf{M}_N, \mathbf{N}_N$ with $N = 2^{n-1}, n > 2$ have the following eigenvalue decomposition:

$$\mathbf{M}_N = \mathbf{V}_N \mathbf{S}_N \mathbf{V}_N^H \text{ and } \mathbf{N}_N = \mathbf{V}_N \mathbf{T}_N \mathbf{V}_N^H, \quad (21)$$

where

$$\mathbf{V}_N = \left(\mathbf{I}_2 \otimes \mathbf{V}_{\frac{N}{2}} \right) \mathbf{\Pi}_N \left(\mathbf{I}_{\frac{N}{2}} \otimes \mathbf{V}_2 \right), \quad (22)$$

$$\begin{aligned} \mathbf{S}_N = \mathbf{S}_N \left(\{\alpha_l\}_{l=1}^N \right) = \mathbf{\Pi}_N \\ \cdot \begin{bmatrix} \mathbf{S}_{\frac{N}{2}} \left(\{\alpha_l\}_{l=1}^{N/2} \right) - i \mathbf{T}_{\frac{N}{2}} \left(\{\alpha_l\}_{l=N/2+1}^N \right) & \mathbf{0} \\ \mathbf{0} & \mathbf{S}_{\frac{N}{2}} \left(\{\alpha_l\}_{l=1}^{N/2} \right) + i \mathbf{T}_{\frac{N}{2}} \left(\{\alpha_l\}_{l=N/2+1}^N \right) \end{bmatrix} \mathbf{\Pi}_N^H, \end{aligned} \quad (23)$$

$$\begin{aligned} \mathbf{T}_N = \mathbf{T}_N \left(\{\alpha_l\}_{l=N+1}^{2N} \right) = \mathbf{\Pi}_N \\ \cdot \begin{bmatrix} \mathbf{T}_{\frac{N}{2}} \left(\{\alpha_l\}_{l=\frac{3N}{2}}^{2N} \right) - i \mathbf{S}_{\frac{N}{2}} \left(\{\alpha_l\}_{l=N+1}^{\frac{3N}{2}} \right) & \mathbf{0} \\ \mathbf{0} & \mathbf{T}_{\frac{N}{2}} \left(\{\alpha_l\}_{l=\frac{3N}{2}}^{2N} \right) + i \mathbf{S}_{\frac{N}{2}} \left(\{\alpha_l\}_{l=N+1}^{\frac{3N}{2}} \right) \end{bmatrix} \mathbf{\Pi}_N^H, \end{aligned}$$

and

$$[\mathbf{\Pi}_N]_{ij} = \delta[2j - 1 - i] + \delta \left[2 \left(j - \frac{N}{2} \right) - i \right]$$

with $\delta[\cdot]$ denoting the delta function, giving $\delta[l] = 1$ for $l = 0$ and $\delta[l] = 0$ for $l \neq 0$, and $[\mathbf{\Pi}_N]_{ij}$ denotes the (i, j) -element of the $N \times N$ permutation matrix $\mathbf{\Pi}_N$.

Proof: The proof is given in Appendix I.

It is important to realize that \mathbf{S}_N and \mathbf{T}_N are constructed with different arguments.

The from \mathbf{H}_{n_T}'' in (10) in even and odd block structure re-sorted equivalent channel matrix $\tilde{\mathbf{H}}_{\frac{n_T}{2}}$ in (13) has exactly the same structure as \mathbf{M}_N . Therefore, Lemma 4.1 can be directly applied to $\tilde{\mathbf{H}}_{\frac{n_T}{2}}$. To emphasis the usefulness of the resulting property of the QSTBC, we are able to state the following theorem.

Theorem 4.1: The left and right eigenvectors of the equivalent channel in (13) of QSTBC, which fulfill the recursive construction rule of (8) are given by eq. (22) and therefore constant for any arbitrary channel realization.

Remark 4.2: Another important aspect of Lemma 4.1 is the fact that the eigenvalues in \mathbf{S}_N can be obtained simply by adding the eigenvalues of $\mathbf{S}_{\frac{N}{2}}$ and $\mathbf{T}_{\frac{N}{2}}$ in an appropriate manner as done in (42) (cf. Appendix I), which will be used in the following analysis of the QSTBC.

Lemma 4.2: Let $S, \mu_{n_T}^j, \nu_{n_T}^j$ be as in Lemma 4.1. The eigenvalues of the equivalent channel matrix $\tilde{\mathbf{H}}_{\frac{n_T}{2}}$ of the QSTBC are given by the recursive equations (23). Let $\mathbf{S}_{\frac{n_T}{2}} = \mathbf{D}_{\frac{n_T}{2}} \mathbf{D}_{\frac{n_T}{2}}$ and $(\tilde{\mu}_{n_T}^j)^2 = \frac{2}{n_T} \mu_{n_T}^j$, where $\mu_{n_T}^j, 1 \leq j \leq n_T/2$ are the eigenvalues of $\mathbf{S}_{\frac{n_T}{2}}$. Then for any n_T and n_R , the eigenvalues $(\tilde{\mu}_{n_T}^j)^2$ of $\frac{2}{n_T} \mathbf{D}_{\frac{n_T}{2}} \mathbf{D}_{\frac{n_T}{2}}$ are obtained as follows

$$(\tilde{\mu}_{n_T}^j)^2 = \sum_{i=1}^{n_R} \mathbf{h}_i^H \mathbf{A}_{n_T}^j \mathbf{h}_i, \quad 1 \leq j \leq \frac{n_T}{2}, \quad (24)$$

where the matrices $\mathbf{A}_{n_T}^j$ with $j = 1, 3, \dots, n_T/2 - 1$ and $n_T = 2^n, n \geq 2$ are given as

$$\mathbf{A}_{n_T}^j = \frac{1}{2} \begin{bmatrix} \mathbf{A}_{\frac{n_T}{2}}^{j'} & -\mathbf{B}_{\frac{n_T}{2}}^{j'} \\ \mathbf{B}_{\frac{n_T}{2}}^{j'} & \mathbf{A}_{\frac{n_T}{2}}^{j'} \end{bmatrix}, \quad \mathbf{A}_{n_T}^{j+1} = \frac{1}{2} \begin{bmatrix} \mathbf{A}_{\frac{n_T}{2}}^{j'} & \mathbf{B}_{\frac{n_T}{2}}^{j'} \\ -\mathbf{B}_{\frac{n_T}{2}}^{j'} & \mathbf{A}_{\frac{n_T}{2}}^{j'} \end{bmatrix} \quad (25)$$

with $\mathbf{B}_{n_T}^{j'} = i\mathbf{\Theta}_{n_T} \mathbf{A}_{n_T}^{j'}$ and $j' = \frac{j+1}{2}$.

Proof: The proof is given in Appendix II.

Theorem 4.2 ([31]): If \mathbf{h}_i is $\mathcal{CN}(\mathbf{m}_i, \mathbf{I})$ and \mathbf{P} is an $n_T \times n_T$ matrix then $\mathbf{h}_i^H \mathbf{P} \mathbf{h}_i$ has a noncentral $\chi_k^2(\delta_{nc})$ distribution if and only if \mathbf{P} is idempotent ($\mathbf{P}^2 = \mathbf{P}$), in which case the degrees of freedom is $k = 2\text{rk}(\mathbf{P}) = 2\text{tr}\{\mathbf{P}\}$ (where $\text{rk}(\mathbf{P})$ and $\text{tr}\{\mathbf{P}\}$ denote the rank and trace of \mathbf{P} , respectively) and $\delta_{nc} = \mathbf{m}_i^H \mathbf{P} \mathbf{m}_i$.

Lemma 4.3: The matrices $\mathbf{A}_{n_T}^j$ are Hermitian and idempotent.

Proof: The proof is given in Appendix III.

From Lemma 4.2 and 4.3, it is now possible to prove the following theorem.

Theorem 4.3: Let $\mathbf{D}_{\frac{n_T}{2}} \mathbf{D}_{\frac{n_T}{2}}$ defined as in Lemma 4.2 be the diagonal eigenvalue matrix of the equivalent channel matrix of an QSTBC, which fulfill the recursive construction rule of (8). Then for any n_T and n_R , the eigenvalues $(\tilde{\mu}_{n_T}^j)^2$ of $\frac{2}{n_T} \mathbf{D}_{\frac{n_T}{2}} \mathbf{D}_{\frac{n_T}{2}}$ are pairwise independent and identical noncentral chi-square distributed with $4n_R$ degrees of freedom.

Remark 4.3: It is important to realize that $\mathbf{\Theta}_{n_T}^H = \mathbf{\Theta}_{n_T}$ and $\mathbf{\Theta}_{n_T}^H \mathbf{A}_{n_T}^j \mathbf{\Theta}_{n_T} = \mathbf{A}_{n_T}^j$.

Remark 4.4: Recall from section IV, that we have decoupled the system into two independent parts. The derivation above holds therefore for both parts, i.e., each eigenvalue appears twice, once for each part.

Proof: The proof of Theorem 4.3 is given in Appendix IV.

F. Noise pre-whitening

Since $\tilde{\mathbf{n}}$ in (13) is colored noise, the next step is to perform pre-whitening. With the knowledge of the theorems 4.1 and 4.3 it is easy to compute the pre-whitening filter \mathbf{F}_{PW} at the receiver now. To this end, we need just the eigenvalue decomposition of $\tilde{\mathbf{H}}_{\frac{n_T}{2}}$ given as $\tilde{\mathbf{H}}_{\frac{n_T}{2}} = \mathbf{V}_{\frac{n_T}{2}} \mathbf{S}_{\frac{n_T}{2}} \mathbf{V}_{\frac{n_T}{2}}^H$ with $\mathbf{S}_{\frac{n_T}{2}} = \mathbf{D}_{\frac{n_T}{2}} \mathbf{D}_{\frac{n_T}{2}}$. Therefore the pre-whitening filter is given as $\mathbf{F}_{\text{PW}} = \mathbf{D}_{\frac{n_T}{2}}^{-1} \mathbf{V}_{\frac{n_T}{2}}^H$. By multiplying \mathbf{F}_{PW} from the left to (13) we arrive at

$$\hat{\mathbf{y}}_{\text{odd}} = \hat{\mathbf{H}} \mathbf{x}_{\text{odd}} + \mathbf{w} , \quad (26)$$

where the entries of \mathbf{w} are mutually i.i.d. Gaussian processes again.

Example 4.3: In the case of $n_T = 4$ transmit antennas $\hat{\mathbf{H}}$ in (26) is given as

$$\hat{\mathbf{H}} = \begin{bmatrix} \tilde{\mu}_4^1 & i\tilde{\mu}_4^1 \\ \tilde{\mu}_4^2 & -i\tilde{\mu}_4^2 \end{bmatrix} , \quad (27)$$

and

$$\tilde{\mu}_4^1 = \sqrt{\frac{\alpha_1 + \alpha_2}{2}}, \text{ and } \tilde{\mu}_4^2 = \sqrt{\frac{\alpha_1 - \alpha_2}{2}}. \quad (28)$$

G. Linear maximum likelihood detection

From theorems 4.1 and 4.3, it is now possible to determine Γ adequately, resulting in a attractive system equation, which allows a very simple but effective ML-decoding. To emphasize this property we formulate the following corollary.

Corollary 4.1: By choosing the matrix Γ in (2) as $\Gamma = \mathbf{V}_{\frac{n_T}{2}}$, (26) can be rewritten as

$$\hat{\mathbf{y}}_{\text{odd}} = \mathbf{D}_{\frac{n_T}{2}} \mathbf{s}^- + \mathbf{w} . \quad (29)$$

At this point, the elements of \mathbf{s}^- (and also \mathbf{s}^+) are completely decoupled, since they experience no interference from each other. Thus, a linear ML-detector is able to detect the symbols (or elements) transmitted from the antennas separately.

Proof: The matrix $\hat{\mathbf{H}}$ in (26) can be decomposed as

$$\hat{\mathbf{H}} = \mathbf{D}_{\frac{n_T}{2}} \mathbf{V}_{\frac{n_T}{2}}^H, \quad (30)$$

where $\mathbf{D}_{\frac{n_T}{2}}$ is a diagonal matrix containing the singular values of $\hat{\mathbf{H}}$. Since $\mathbf{V}_{\frac{n_T}{2}}$ is constant for all channel realizations, we can set $\mathbf{\Gamma} = \mathbf{V}_{\frac{n_T}{2}}$ without any knowledge of the current channel realization. Using (30) in (26) results in (29). That concludes the proof. ■

Example 4.4: For $n_T = 4$ transmit antennas, \mathbf{V}_2 and \mathbf{D}_2 are given as

$$\mathbf{V}_2 = \frac{1}{\sqrt{2}} \begin{bmatrix} 1 & 1 \\ -i & i \end{bmatrix}, \mathbf{D}_2 = \sqrt{2} \begin{bmatrix} \tilde{\mu}_4^1 & 0 \\ 0 & \tilde{\mu}_4^2 \end{bmatrix}.$$

Example 4.5: For $n_T = 8$ transmit antennas, we have the following \mathbf{V}_4

$$\mathbf{V}_4 = \frac{1}{\sqrt{4}} \begin{bmatrix} 1 & 1 & 1 & 1 \\ -i & -i & i & i \\ i & -i & -i & i \\ 1 & -1 & 1 & -1 \end{bmatrix}$$

and $\mathbf{D}_4 = \sqrt{4} \text{diag}(\tilde{\mu}_8^1, \dots, \tilde{\mu}_8^4)$ with

$$\begin{aligned} \tilde{\mu}_8^1 &= \sqrt{(\alpha_1 + \alpha_2 + \alpha_3 - \alpha_4)/4}, \quad \tilde{\mu}_8^2 = \sqrt{(\alpha_1 + \alpha_2 - \alpha_3 + \alpha_4)/4}, \\ \tilde{\mu}_8^3 &= \sqrt{(\alpha_1 - \alpha_2 + \alpha_3 + \alpha_4)/4}, \quad \text{and } \tilde{\mu}_8^4 = \sqrt{(\alpha_1 - \alpha_2 - \alpha_3 - \alpha_4)/4}. \end{aligned} \quad (31)$$

V. PERFORMANCE ANALYSIS

Based on these new insights, we provide some performance analysis in this section, where we focus on the case of Rayleigh fading ($\mathbf{m}_i = \mathbf{0}$).

A. Outage Probability P_{out}

The mutual information of a MIMO system with n_T transmit and n_R receive antennas with no CSI at the transmitter and perfect CSI at the receiver by using the optimal transmit strategy is given as [1]

$$I = \log_2 \det \left(\mathbf{I}_{n_R} + \frac{\rho}{n_T} \mathbf{H} \mathbf{H}^H \right).$$

¹In this paper, we use the same terminology as in [1], i.e. we use the term capacity only in the Shannon sense and distinguish therefore between the concept of outage mutual information (OMI) and capacity.

The portion of the mutual information achieved with QSTBC is

$$I_Q = \frac{2}{n_T} \log_2 \det \left(\mathbf{I}_{n_T/2} + \frac{\rho}{n_T} \mathbf{D}_{\frac{n_T}{2}} \mathbf{D}_{\frac{n_T}{2}} \right) = \frac{2}{n_T} \log_2 \prod_{j=1}^{n_T/2} \left(1 + \frac{\rho \frac{n_T}{2}}{n_T} (\tilde{\mu}_{n_T}^j)^2 \right). \quad (32)$$

The outage probability P_{out} achievable with QSTBC is defined as the probability that I_Q is smaller than a certain rate R , i.e.

$$P_{out}(R, n_T, n_R, \rho) = \Pr[I_Q < R].$$

Unfortunately, the exact analysis of P_{out} is not available. Therefore, we provide a lower and upper bound in the following.

1) *Lower bound:*

Proposition 5.1: The outage probability P_{out} is lower bounded by

$$P_{out}(R, n_T, n_R, \rho) \geq 1 - \exp \left(-\frac{n_T}{\rho} (2^R - 1) \right) \sum_{k=0}^{n_T n_R - 1} \frac{\left(\frac{n_T}{\rho} (2^R - 1) \right)^k}{k!}. \quad (33)$$

Proof: By using the arithmetic mean - geometric mean inequality, i.e.

$$\prod_{l=1}^L a_l^{1/L} \leq \frac{1}{L} \sum_{l=1}^L a_l, \quad a_l \geq 0$$

with equality if and only if $a_1 = a_2 = \dots = a_L$ we obtain an upper bound for I_Q (and therefore a lower bound on P_{out}) given as

$$I_Q \leq \frac{2}{n_T} \log_2 \left(\frac{2}{n_T} \left(\sum_{j=1}^{n_T/2} 1 + \frac{\rho \frac{n_T}{2}}{n_T} (\tilde{\mu}_{n_T}^j)^2 \right) \right)^{\frac{n_T}{2}} = \log_2 \left(1 + \frac{\rho}{n_T} \alpha_1 \right) = I_Q^u, \quad (34)$$

where $\alpha_1 = \sum_{i=1}^{n_R} \sum_{j=1}^{n_T} |h_{ji}|^2$ for the general case of arbitrary n_T similar to the cases $n_T = 4$ and $n_T = 8$. The lower bound on the outage probability P_{out} can be written as

$$P_{out}(R, n_T, n_R, \rho) = \Pr[I_Q < R] \geq \Pr[I_Q^u < R] = \Pr \left[\alpha_1 < \frac{n_T}{\rho} (2^R - 1) \right].$$

Since α_1 is chi-square distributed random variable with $2n_T n_R$ degrees of freedom, P_{out} is given as [32, p.310, 3.351(1)] in (33). That concludes the proof. ■

Corollary 5.1: The lower bound in (33) gets tight for low SNR values or when n_R increases.

Proof: The proof is given in Appendix V.

2) *Upper bound*: Using the positive definiteness of $\mathbf{D}_{\frac{n_T}{2}} \mathbf{D}_{\frac{n_T}{2}}$, (32) can be lower bounded as

$$I_Q \geq \frac{2}{n_T} \log_2 \left(1 + \left(\frac{\rho}{n_T} \right)^{\frac{n_T}{2}} \det \left(\mathbf{D}_{\frac{n_T}{2}} \mathbf{D}_{\frac{n_T}{2}} \right) \right) = I_Q^l.$$

Thus, the upper bound on P_{out} is given as

$$P_{out}(R, n_T, n_R, \rho) = \Pr[I_Q < R] \leq \Pr[I_Q^l < R] = P \left[\det \left(\mathbf{D}_{\frac{n_T}{2}} \mathbf{D}_{\frac{n_T}{2}} \right) < \underbrace{\left(\frac{n_T}{\rho} \right)^{n_T/2} \left(2^{\frac{R n_T}{2}} - 1 \right)}_{\tilde{R}} \right].$$

For the special case of $n_T = 4$ transmit antennas, P_{out} is given as

$$P_{out}(R, n_T, n_R, \rho) \leq \Pr[4(\tilde{\mu}_4^1)^2(\tilde{\mu}_4^2)^2 < \tilde{R}].$$

Since $4(\tilde{\mu}_4^1)^2(\tilde{\mu}_4^2)^2$ is a product of two chi-square distributed random variables, both with $m = 4n_R$ degrees of freedom, P_{out} is given by [33, p.365, eq.9.9.34]

$$P_{out}(R, m, \rho) \leq \int_0^{\tilde{R}} \frac{y^{\frac{m}{2}-1}}{\Gamma(\frac{m}{2})^2 2^{m-1}} K_0(\sqrt{y}) dy = \frac{\tilde{R}^{\frac{m}{2}}}{\Gamma(\frac{m}{2})^2 2^m} \left(\sum_{k=0}^{\infty} \frac{\left(\ln(\frac{4}{\tilde{R}}) + 2\Psi(k+1) + \frac{1}{\frac{m}{2}+k} \right) (\frac{\tilde{R}}{4})^k}{(\frac{m}{2}+k)(k!)^2} \right),$$

where Ψ is the Psi function [32, p.943, eq.8.360] and Γ is the Gamma function [32, p.XXXI]. Note that for high SNR a useful and simple approximation of the outage probability can be obtained by retaining only the first term (i.e. $k = 0$) of the series within the upper bound.

Some simulation results of the performance of QSTBC and their interpretation are presented in the following section.

B. Simulations

In Fig. 1, the OMI of QSTBC I_Q with our new transmit strategy and our linear detector is compared with the nonlinear ML-detector and ZF-detector in [19]. Additionally, the OMI of a MIMO system with $n_T = 4$ and $n_R = 1$ is depicted. From the Fig., we observe that our new transmit strategy outperforms the ZF-detector of [19] and achieve the same portion of mutual information as the non-linear ML-detector presented in [19].

In Fig. 2, the performance of QSTBC in terms of OMI with $n_T = 4$ and $n_T = 8$ antennas is depicted for $n_R \geq 1$. For $n_R = 1$, the performance with $n_T = 8$ is similar to the case of $n_T = 4$ transmit antennas (depicted in Fig. 2), i.e. we achieve a significant fraction of the OMI. However, by increasing the number of receive antennas, we observe in Fig. 2, that the performance of

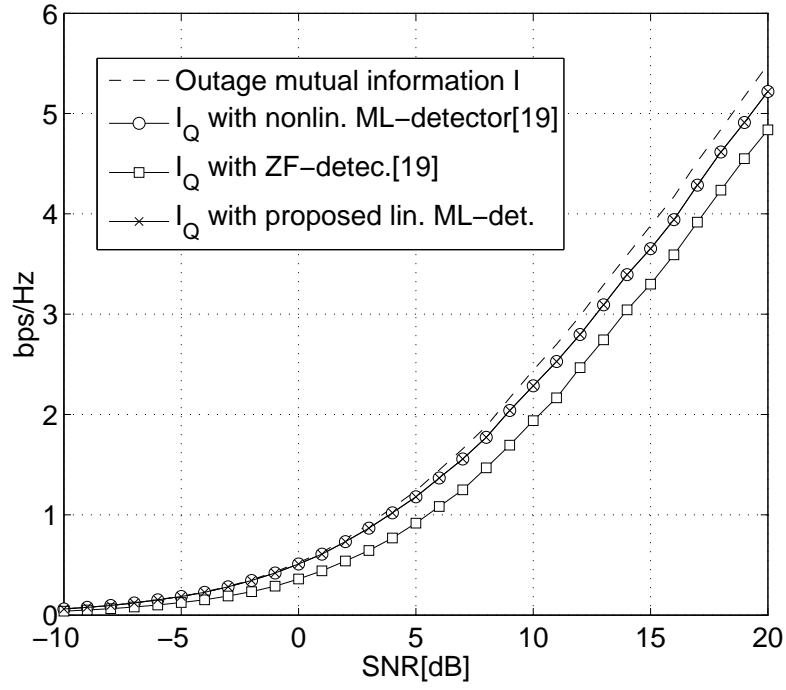


Fig. 1. 10% Outage mutual information (OMI) of a MIMO system, our new approach, and the ML-and ZF-detector from [19] with $n_T = 4$ and $n_R = 1$.

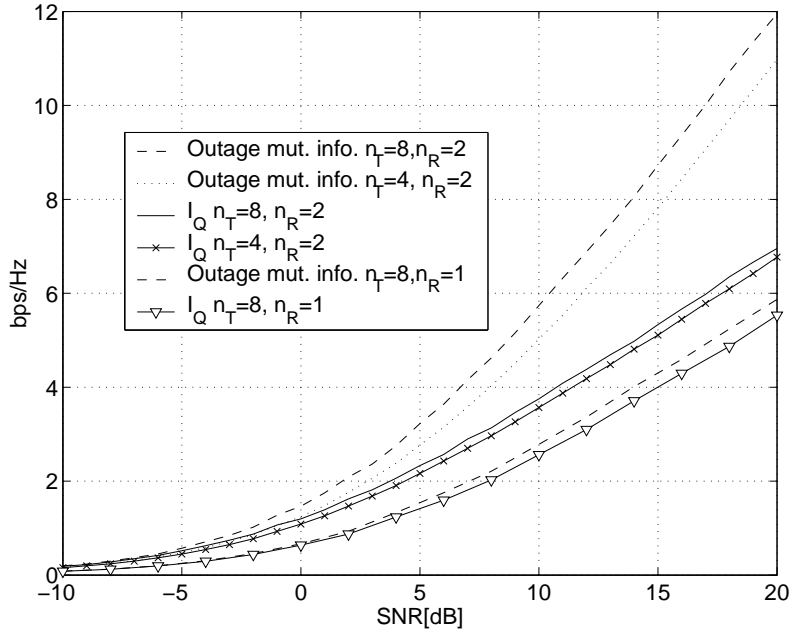


Fig. 2. 10% Outage mutual information of a MIMO system and our new approach with $n_T = 4, n_T = 8$ transmit and $n_R \geq 1$ receive antennas.

QSTBC with $n_T = 8$ as well as with $n_T = 4$ is dramatically reduced in terms of achievable OMI.

In Fig. 3, P_{out} of QSTBC with $n_T = 4$ transmit and $n_R = 1$ to $n_R = 3$ and $n_R = 6$ receive antennas is depicted. From the Fig. we observe that our lower bound on the performance of QSTBC with respect to P_{out} gets tight for increasing number of receive antennas. Even the upper bound performs very well and shows to be useful. The performance of QSTBC with

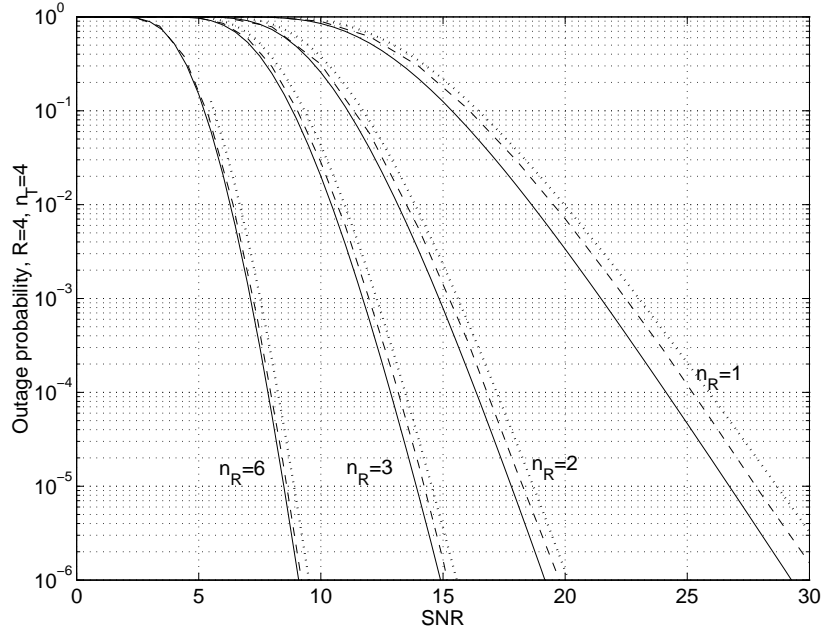


Fig. 3. Outage probabilities of QSTBC (dashed lines), upper bound (dotted lines), and lower bound (solid lines) for $n_T = 4$ transmit and different size of receive antennas n_R , Rate=4.

respect to P_{out} is depicted in Fig. 4 for $n_T = 8$ transmit antennas. Similarly to the case of $n_T = 4$ transmit antennas, the lower bound gets tight by using many antennas at the receiver side.

VI. CONCLUSION

In this paper, we generalized the QSTBC in [19] to 2^n transmit and an arbitrary number of receive antennas. Our most important results are given in the theorems 4.1 and 4.3 in section IV-E and reveal the useful properties of the resulting equivalent channel for QSTBC. In more details,

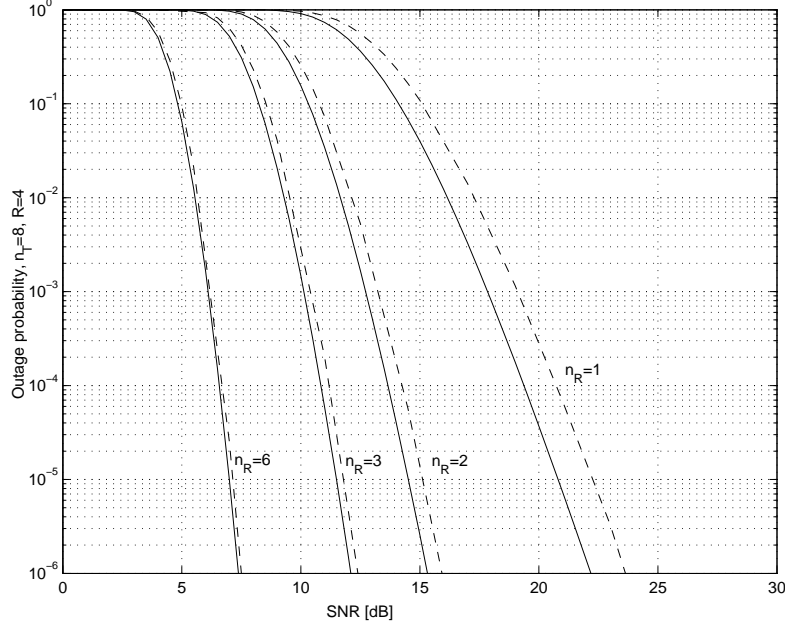


Fig. 4. Outage probabilities of QSTBC (dashed lines) and lower bound(solid lines) for $n_T = 8$ transmit and different size of receive antennas n_R , Rate=4.

theorem 4.1 state that the eigenvectors of the equivalent channel are independent of each channel realization, i.e. they are fixed. This property can be directly exploited for preprocessing, which allows a very efficient linear ML detection (Corollary 4.1). In more details, we developed a new transmit strategy, which allows to apply a linear ML-detector as in the case of OSTBC, such that the symbols from different antennas can be detected separately. The performance of our linear detector in terms of mutual information is equal to the nonlinear ML-detector in [19]. The theorem 4.3 offers insights in the statistics of QSTBC. It is proved that the eigenvalues of the equivalent channel are i.i.d. noncentral $\chi^2_{4n_R}(\delta_{nc})$. These insights were used to derive upper and lower bounds on the outage probability with QSTBC. It was shown, both analytically and via simulations, that the lower bound gets tight for increasing number of receive antennas and also in the low SNR-regime. From simulation results, we observed that the QSTBC approaches the outage mutual information only in the case of $n_R = 1$ receive antenna. By increasing the number of receive antennas, the loss in terms of mutual information increases unbounded with the SNR.

APPENDIX I

PROOF OF LEMMA 4.1

In the following, the arguments of $\mathbf{M}_N, \mathbf{N}_N, \mathbf{S}_N$ and \mathbf{T}_N are omitted occasionally in order to increase the readability of the paper.

Proof: The proof is done by the principle of induction. We start with the initial case \mathbf{M}_4 . From (18), it follows

$$\begin{aligned}
\mathbf{M}_4 &= \begin{bmatrix} \mathbf{M}_2 & \mathbf{N}_2 \\ -\mathbf{N}_2 & \mathbf{M}_2 \end{bmatrix} \stackrel{(20)}{=} \begin{bmatrix} \mathbf{V}_2 \mathbf{S}_2 \mathbf{V}_2^H & \mathbf{V}_2 \mathbf{T}_2 \mathbf{V}_2^H \\ -\mathbf{V}_2 \mathbf{T}_2 \mathbf{V}_2^H & \mathbf{V}_2 \mathbf{S}_2 \mathbf{V}_2^H \end{bmatrix} \\
&= \begin{bmatrix} \mathbf{V}_2 & \mathbf{0} \\ \mathbf{0} & \mathbf{V}_2 \end{bmatrix} \begin{bmatrix} \mathbf{S}_2 & \mathbf{T}_2 \\ -\mathbf{T}_2 & \mathbf{S}_2 \end{bmatrix} \begin{bmatrix} \mathbf{V}_2^H & \mathbf{0} \\ \mathbf{0} & \mathbf{V}_2^H \end{bmatrix} \\
&= \begin{bmatrix} \mathbf{V}_2 & \mathbf{0} \\ \mathbf{0} & \mathbf{V}_2 \end{bmatrix} \mathbf{\Pi}_4 \begin{bmatrix} \mu_2^1 & \nu_2^1 & 0 \\ -\nu_2^1 & \mu_2^1 & 0 \\ 0 & \mu_2^2 & \nu_2^2 \\ & -\nu_2^2 & \mu_2^2 \end{bmatrix} \mathbf{\Pi}_4^H \begin{bmatrix} \mathbf{V}_2^H & \mathbf{0} \\ \mathbf{0} & \mathbf{V}_2^H \end{bmatrix} \\
&= \underbrace{\begin{bmatrix} \mathbf{V}_2 & \mathbf{0} \\ \mathbf{0} & \mathbf{V}_2 \end{bmatrix} \mathbf{\Pi}_4 \begin{bmatrix} \mathbf{V}_2 & \mathbf{0} \\ \mathbf{0} & \mathbf{V}_2 \end{bmatrix}}_{\mathbf{V}_4} \mathbf{S}_4 \underbrace{\begin{bmatrix} \mathbf{V}_2^H & \mathbf{0} \\ \mathbf{0} & \mathbf{V}_2^H \end{bmatrix} \mathbf{\Pi}_4^H \begin{bmatrix} \mathbf{V}_2^H & \mathbf{0} \\ \mathbf{0} & \mathbf{V}_2^H \end{bmatrix}}_{\mathbf{V}_4^H},
\end{aligned}$$

with $\mathbf{\Pi}_4$ given as

$$\mathbf{\Pi}_4 = \begin{bmatrix} 1 & 0 & 0 & 0 \\ 0 & 0 & 1 & 0 \\ 0 & 1 & 0 & 0 \\ 0 & 0 & 0 & 1 \end{bmatrix}, \quad (35)$$

$\mathbf{S}_4 = \text{diag}(\mu_4^1, \mu_4^2, \mu_4^3, \mu_4^4)$, where

$$\mu_4^1 = \mu_2^1 - i\nu_2^1, \mu_4^2 = \mu_2^1 + i\nu_2^1, \mu_4^3 = \mu_2^2 - i\nu_2^2, \text{ and } \mu_4^4 = \mu_2^2 + i\nu_2^2. \quad (36)$$

which is equivalent to

$$\mathbf{S}_4(\{\alpha_l\}_{l=1}^4) = \mathbf{\Pi}_4 \begin{bmatrix} \mathbf{S}_2(\alpha_1, \alpha_2) - i\mathbf{T}_2(\alpha_3, \alpha_4) & \mathbf{0} \\ \mathbf{0} & \mathbf{S}_2(\alpha_1, \alpha_2) + i\mathbf{T}_2(\alpha_3, \alpha_4) \end{bmatrix} \mathbf{\Pi}_4^H \quad (37)$$

The same procedure applied to \mathbf{N}_4 results in a \mathbf{T}_4 given as $\mathbf{T}_4 = \text{diag}(\nu_4^1, \nu_4^2, \dots, \nu_4^4)$ with

$$\nu_4^1 = \nu_2^3 - i\mu_2^3, \nu_4^2 = \nu_2^3 + i\mu_2^3, \nu_4^3 = \nu_2^4 - i\mu_2^4, \text{ and } \nu_4^4 = \nu_2^4 + i\mu_2^4. \quad (38)$$

which is equivalent to

$$\mathbf{T}_4(\{\alpha_l\}_{l=5}^8) = \mathbf{\Pi}_4 \begin{bmatrix} \mathbf{T}_2(\alpha_7, \alpha_8) - i\mathbf{S}_2(\alpha_5, \alpha_6) & \mathbf{0} \\ \mathbf{0} & \mathbf{T}_2(\alpha_7, \alpha_8) + i\mathbf{S}_2(\alpha_5, \alpha_6) \end{bmatrix} \mathbf{\Pi}_4^H.$$

Now assume that the following hypothesis holds for $N = K/2$, i.e.

$$\mathbf{M}_{\frac{K}{2}} = \mathbf{V}_{\frac{K}{2}} \mathbf{S}_{\frac{K}{2}} \mathbf{V}_{\frac{K}{2}}^H \text{ and } \mathbf{N}_{\frac{K}{2}} = \mathbf{V}_{\frac{K}{2}} \mathbf{T}_{\frac{K}{2}} \mathbf{V}_{\frac{K}{2}}^H, \quad (39)$$

then the following inductive step is true

$$\mathbf{M}_K = \begin{bmatrix} \mathbf{M}_{\frac{K}{2}} & \mathbf{N}_{\frac{K}{2}} \\ -\mathbf{N}_{\frac{K}{2}} & \mathbf{M}_{\frac{K}{2}} \end{bmatrix} \stackrel{(39)}{=} \begin{bmatrix} \mathbf{V}_{\frac{K}{2}} \mathbf{S}_{\frac{K}{2}} \mathbf{V}_{\frac{K}{2}}^H & \mathbf{V}_{\frac{K}{2}} \mathbf{T}_{\frac{K}{2}} \mathbf{V}_{\frac{K}{2}}^H \\ -\mathbf{V}_{\frac{K}{2}} \mathbf{T}_{\frac{K}{2}} \mathbf{V}_{\frac{K}{2}}^H & \mathbf{V}_{\frac{K}{2}} \mathbf{S}_{\frac{K}{2}} \mathbf{V}_{\frac{K}{2}}^H \end{bmatrix} \quad (40)$$

$$= \begin{bmatrix} \mathbf{V}_{\frac{K}{2}} & \mathbf{0} \\ \mathbf{0} & \mathbf{V}_{\frac{K}{2}} \end{bmatrix} \begin{bmatrix} \mathbf{S}_{\frac{K}{2}} & \mathbf{T}_{\frac{K}{2}} \\ -\mathbf{T}_{\frac{K}{2}} & \mathbf{S}_{\frac{K}{2}} \end{bmatrix} \begin{bmatrix} \mathbf{V}_{\frac{K}{2}}^H & \mathbf{0} \\ \mathbf{0} & \mathbf{V}_{\frac{K}{2}}^H \end{bmatrix} \quad (41)$$

$$= \begin{bmatrix} \mathbf{V}_{\frac{K}{2}} & \mathbf{0} \\ \mathbf{0} & \mathbf{V}_{\frac{K}{2}} \end{bmatrix} \mathbf{\Pi}_K \begin{bmatrix} \mathbf{Q}_{\frac{K}{2}}^1 & & 0 \\ & \mathbf{Q}_{\frac{K}{2}}^2 & \\ 0 & & \ddots \\ & & & \mathbf{Q}_{\frac{K}{2}}^{\frac{K}{2}} \end{bmatrix} \mathbf{\Pi}_K^H \begin{bmatrix} \mathbf{V}_{\frac{K}{2}}^H & \mathbf{0} \\ \mathbf{0} & \mathbf{V}_{\frac{K}{2}}^H \end{bmatrix},$$

$$= \underbrace{(\mathbf{I}_2 \otimes \mathbf{V}_{\frac{K}{2}}) \mathbf{\Pi}_K (\mathbf{I}_{\frac{K}{2}} \otimes \mathbf{V}_2)}_{\mathbf{V}_K} \mathbf{S}_K \underbrace{(\mathbf{I}_{\frac{K}{2}} \otimes \mathbf{V}_2^H) \mathbf{\Pi}_K (\mathbf{I}_2 \otimes \mathbf{V}_{\frac{K}{2}}^H)}_{\mathbf{V}_K^H}$$

where

$$\mathbf{Q}_{\frac{K}{2}}^k = \begin{bmatrix} \mu_{\frac{K}{2}}^k & \nu_{\frac{K}{2}}^k \\ -\nu_{\frac{K}{2}}^k & \mu_{\frac{K}{2}}^k \end{bmatrix}$$

and $\mathbf{S}_K = \text{diag}(\mu_K^1, \mu_K^2, \dots, \mu_K^K)$ with

$$\mu_K^{l-1} = \mu_{\frac{K}{2}}^{\frac{l}{2}} - i\nu_{\frac{K}{2}}^{\frac{l}{2}} \text{ and } \mu_K^l = \mu_{\frac{K}{2}}^{\frac{l}{2}} + i\nu_{\frac{K}{2}}^{\frac{l}{2}} \quad \forall l = 2, 4, 6, \dots, K \quad (42)$$

which is equivalent to

$$\mathbf{S}_K = \mathbf{\Pi}_K \begin{bmatrix} \mathbf{S}_{\frac{K}{2}}(\{\alpha_l\}_{l=1}^{\frac{K}{2}}) - i\mathbf{T}_{\frac{K}{2}}(\{\alpha_l\}_{l=\frac{K}{2}+1}^K) & \mathbf{0} \\ \mathbf{0} & \mathbf{S}_{\frac{K}{2}}(\{\alpha_l\}_{l=1}^{\frac{K}{2}}) + i\mathbf{T}_{\frac{K}{2}}(\{\alpha_l\}_{l=\frac{K}{2}+1}^K) \end{bmatrix} \mathbf{\Pi}_K^H.$$

The same procedure applied to \mathbf{N}_K results in the same \mathbf{V}_4 and $\mathbf{T}_K = \text{diag}(\nu_K^1, \nu_K^2, \dots, \nu_K^K)$ with

$$\nu_K^{l-1} = \nu_{\frac{K}{2}}^{\frac{K+l}{2}} - i\mu_{\frac{K}{2}}^{\frac{K+l}{2}} \quad \text{and} \quad \nu_K^l = \nu_{\frac{K}{2}}^{\frac{K+l}{2}} + i\mu_{\frac{K}{2}}^{\frac{K+l}{2}} \quad \forall l = 2, 4, 6, \dots, K \quad (43)$$

which is again equivalent to

$$\mathbf{T}_K = \mathbf{\Pi}_K \begin{bmatrix} \mathbf{T}_{\frac{K}{2}}(\{\alpha_l\}_{l=K+\frac{K}{2}+1}^{2K}) - i\mathbf{S}_{\frac{K}{2}}(\{\alpha_l\}_{l=K+1}^{K+\frac{K}{2}}) & \mathbf{0} \\ \mathbf{0} & \mathbf{T}_{\frac{K}{2}}(\{\alpha_l\}_{l=K+\frac{K}{2}+1}^{2K}) + i\mathbf{S}_{\frac{K}{2}}(\{\alpha_l\}_{l=K+1}^{K+\frac{K}{2}}) \end{bmatrix} \mathbf{\Pi}_K^H.$$

Since the initial case of $N = 4$ is true and the inductive step is true, the statement in (21) is true for all $N = 2^n$. That concludes the proof. \blacksquare

APPENDIX II

PROOF OF LEMMA 4.2

Proof: The proof is done by the principle of induction. The outline of the proof is as follows. For the initial case of $n_T = 4$, we need the eigenvalues $(\tilde{\mu}_2^1)^2$ and $(\tilde{\nu}_2^1)^2$ for $n_T = 2$, i.e. the Alamouti scheme, as indicated in (36). The first step is therefore to construct the eigenvalues for $n_T = 4$ with the eigenvalues of $n_T = 2$. Using (42) and (43), we observe that the eigenvalues for $n_T = 4$ can be also obtained with the eigenvalues for $n_T = 8$, which is the second step revealing an important instruction of constructing eigenvalues μ_K, ν_K from $\mu_{\frac{K}{2}}, \nu_{\frac{K}{2}}$. It follows the hypothesis and the inductive step concluding the proof.

Now, we start with the well known Alamouti scheme. By applying the Alamouti scheme ($n_T = 2$), $\frac{2}{n_T} \mathbf{D}_{\frac{n_T}{2}} \mathbf{D}_{\frac{n_T}{2}}$ as well as \mathbf{x}_{odd} and \mathbf{x}_{even} are only scalars. Thus, the only eigenvalue of $\mathbf{D}_1 \mathbf{D}_1$ of the decomposed system model for the part with \mathbf{x}_{odd} (and similar for \mathbf{x}_{even}) is given as

$$(\tilde{\mu}_2^1)^2 = \sum_{i=1}^{n_R} \alpha_1(h_{1i}, h_{2i}) = \sum_{i=1}^{n_R} \sum_{j=1}^{n_T=2} |h_{ji}|^2 = \sum_{i=1}^{n_R} \mathbf{h}_{1 \rightarrow 2, i}^H \mathbf{A}_2^1 \mathbf{h}_{1 \rightarrow 2, i} \quad (44)$$

where $\mathbf{h}_{k \rightarrow l, i} = [h_{ki}, \dots, h_{li}]^T$ and

$$\mathbf{A}_2^1 = \mathbf{A}_2 = \mathbf{I}_2 \quad (45)$$

Similarly,

$$(\tilde{\nu}_2^1)^2 = \sum_{i=1}^{n_R} \alpha_2(h_{3i}, h_{4i}) = \sum_{i=1}^{n_R} \mathbf{h}_{3 \rightarrow 4, i}^H \mathbf{A}_2^1 \mathbf{h}_{3 \rightarrow 4, i} \quad (46)$$

We are now able to start with the initial case of $n_T = 4$. The first eigenvalue of the QSTBC for the part with \mathbf{x}_{odd} (and similar for \mathbf{x}_{even}) is given as in (42) (with $(\tilde{\mu}_{n_T}^j)^2 = \frac{2}{n_T}\mu_{n_T}^j$ and $(\tilde{\nu}_{n_T}^j)^2 = \frac{2}{n_T}\nu_{n_T}^j$)

$$(\tilde{\mu}_4^1)^2 = (\tilde{\mu}_4^1(h_{1i}, \dots, h_{4i}))^2 = \tilde{\mu}_2^1 - i\tilde{\nu}_2^1 \stackrel{(28)}{=} \sum_{i=1}^{n_R} \frac{1}{2}(\alpha_1(h_{1i}, \dots, h_{4i}) + \alpha_2(h_{1i}, \dots, h_{4i})) \quad (47)$$

$$\begin{aligned} &\stackrel{(15)}{=} \sum_{i=1}^{n_R} \frac{1}{2} \left(\sum_{j=1}^{n_T} |h_{ji}|^2 + 2\text{Im}(h_{1i}^* h_{3i} + h_{4i}^* h_{2i}) \right) \\ &= \sum_{i=1}^{n_R} \frac{1}{2} \left([\mathbf{h}_{1 \rightarrow 2, i}^H \mathbf{h}_{3 \rightarrow 4, i}^H] \begin{bmatrix} \mathbf{h}_{1 \rightarrow 2, i} \\ \mathbf{h}_{3 \rightarrow 4, i} \end{bmatrix} - i \begin{bmatrix} -h_{3i}^* & h_{4i}^* & h_{1i}^* & -h_{2i}^* \end{bmatrix} \begin{bmatrix} \mathbf{h}_{1 \rightarrow 2, i} \\ \mathbf{h}_{3 \rightarrow 4, i} \end{bmatrix} \right) \\ &= \sum_{i=1}^{n_R} \mathbf{h}_{1 \rightarrow 4, i}^H \frac{1}{2} \begin{bmatrix} \mathbf{A}_2 & \mathbf{0} \\ \mathbf{0} & \mathbf{A}_2 \end{bmatrix} \mathbf{h}_{1 \rightarrow 4, i} - i \begin{bmatrix} h_{1i}^* & -h_{2i}^* & -h_{3i}^* & h_{4i}^* \end{bmatrix} \frac{1}{2} \begin{bmatrix} \mathbf{0} & \mathbf{A}_2 \\ \mathbf{A}_2 & \mathbf{0} \end{bmatrix} \mathbf{h}_{1 \rightarrow 4, i} \end{aligned} \quad (48)$$

$$\begin{aligned} &= \sum_{i=1}^{n_R} \mathbf{h}_{1 \rightarrow 4, i}^H \frac{1}{2} \begin{bmatrix} \mathbf{A}_2 & \mathbf{0} \\ \mathbf{0} & \mathbf{A}_2 \end{bmatrix} \mathbf{h}_{1 \rightarrow 4, i} - i \mathbf{h}_{1 \rightarrow 4, i}^H \frac{1}{2} \begin{bmatrix} \mathbf{\Theta}_2 & \mathbf{0} \\ \mathbf{0} & -\mathbf{\Theta}_2 \end{bmatrix} \begin{bmatrix} \mathbf{0} & \mathbf{A}_2 \\ \mathbf{A}_2 & \mathbf{0} \end{bmatrix} \mathbf{h}_{1 \rightarrow 4, i} \\ &= \sum_{i=1}^{n_R} \mathbf{h}_{1 \rightarrow 4, i}^H \frac{1}{2} \left(\begin{bmatrix} \mathbf{A}_2 & \mathbf{0} \\ \mathbf{0} & \mathbf{A}_2 \end{bmatrix} - \begin{bmatrix} \mathbf{0} & i\mathbf{\Theta}_2 \mathbf{A}_2 \\ -i\mathbf{\Theta}_2 \mathbf{A}_2 & \mathbf{0} \end{bmatrix} \right) \mathbf{h}_{1 \rightarrow 4, i} = \mathbf{h}_{1 \rightarrow 4, i}^H \mathbf{A}_4^1 \mathbf{h}_{1 \rightarrow 4, i}, \end{aligned} \quad (49)$$

where

$$\mathbf{A}_4^1 = \frac{1}{2} \begin{bmatrix} \mathbf{A}_2 & -i\mathbf{\Theta}_2 \mathbf{A}_2 \\ i\mathbf{\Theta}_2 \mathbf{A}_2 & \mathbf{A}_2 \end{bmatrix}.$$

In an analogous manner, we get $(\tilde{\nu}_4^1)^2$ given as

$$(\tilde{\nu}_4^1)^2 = \mathbf{h}_{5 \rightarrow 8, i}^H \mathbf{A}_4^1 \mathbf{h}_{5 \rightarrow 8, i}$$

On the other hand, with (42) we have

$$\begin{aligned}
(\tilde{\mu}_4^1)^2 &= (\tilde{\mu}_4^1(h_{1i}, \dots, h_{8i}))^2 = \sum_{i=1}^{n_R} \frac{1}{2} ((\tilde{\mu}_8^1)^2 + (\tilde{\mu}_8^2)^2) \stackrel{(31)}{=} \sum_{i=1}^{n_R} \frac{1}{2} \frac{\alpha_1(h_{1i}, \dots, h_{8i}) + \alpha_2(h_{1i}, \dots, h_{8i})}{2} \\
&\stackrel{(17)}{=} \sum_{i=1}^{n_R} \frac{1}{4} \left(\sum_{j=1}^8 |h_{ji}|^2 + 2\text{Im}(h_{1i}^* h_{3i} + h_{4i}^* h_{2i} + h_{5i}^* h_{7i} + h_{8i}^* h_{6i}) \right) \\
&= \sum_{i=1}^{n_R} \frac{1}{4} \left(\mathbf{h}_{1 \rightarrow 8, i}^H \mathbf{h}_{1 \rightarrow 8, i} - i \begin{bmatrix} -h_{3i}^* & h_{4i}^* & h_{1i}^* & -h_{2i}^* & -h_{7i}^* & h_{8i}^* & h_{5i}^* & -h_{6i}^* \end{bmatrix} \mathbf{h}_{1 \rightarrow 8, i} \right) \\
&= \sum_{i=1}^{n_R} \frac{1}{4} \mathbf{h}_{1 \rightarrow 8, i}^H \mathbf{h}_{1 \rightarrow 8, i} - i \mathbf{h}_{1 \rightarrow 8, i}^H \frac{1}{4} \begin{bmatrix} \mathbf{\Theta}_2 & & & & & & & \\ & -\mathbf{\Theta}_2 & & & & & & \\ & & \mathbf{\Theta}_2 & & & & & \\ & & & -\mathbf{\Theta}_2 & & & & \end{bmatrix} \begin{bmatrix} \mathbf{0} & \mathbf{A}_2 & & & & & & \\ \mathbf{A}_2 & \mathbf{0} & & & & & & \\ & & \mathbf{0} & & & & & \\ & & & \mathbf{A}_2 & & & & \\ & & & & \mathbf{0} & & & \\ & & & & & \mathbf{A}_2 & & \\ & & & & & & \mathbf{0} & \end{bmatrix} \mathbf{h}_{1 \rightarrow 8, i} \\
&= \sum_{i=1}^{n_R} \frac{1}{4} \mathbf{h}_{1 \rightarrow 8, i}^H \left(\begin{bmatrix} \mathbf{A}_2 & & & & & & & \\ & \mathbf{A}_2 & & & & & & \\ & & \mathbf{A}_2 & & & & & \\ & & & \mathbf{A}_2 & & & & \end{bmatrix} - i \begin{bmatrix} \mathbf{0} & \mathbf{\Theta}_2 \mathbf{A}_2 & & & & & & \\ -\mathbf{\Theta}_2 \mathbf{A}_2 & \mathbf{0} & & & & & & \\ & & \mathbf{0} & & & & & \\ & & & -\mathbf{\Theta}_2 \mathbf{A}_2 & & & & \end{bmatrix} \right) \mathbf{h}_{1 \rightarrow 8, i} \\
&= \sum_{i=1}^{n_R} \frac{1}{4} \mathbf{h}_{1 \rightarrow 8, i}^H \left(\begin{bmatrix} \mathbf{A}_2 & -i\mathbf{\Theta}_2 \mathbf{A}_2 & & & & & & \\ i\mathbf{\Theta}_2 \mathbf{A}_2 & \mathbf{A}_2 & & & & & & \\ & & \mathbf{A}_2 & -i\mathbf{\Theta}_2 \mathbf{A}_2 & & & & \\ & & & \mathbf{A}_2 & & & & \\ & & & & i\mathbf{\Theta}_2 \mathbf{A}_2 & \mathbf{A}_2 & & \end{bmatrix} \right) \mathbf{h}_{1 \rightarrow 8, i} \\
&= \sum_{i=1}^{n_R} \mathbf{h}_{1 \rightarrow 8, i}^H \left(\frac{1}{2} \begin{bmatrix} \mathbf{A}_4^1 & \mathbf{0} \\ \mathbf{0} & \mathbf{A}_4^1 \end{bmatrix} \right) \mathbf{h}_{1 \rightarrow 8, i} = \sum_{i=1}^{n_R} \mathbf{h}_{1 \rightarrow 8, i}^H \frac{1}{2} (\mathbf{I}_2 \otimes \mathbf{A}_4^1) \mathbf{h}_{1 \rightarrow 8, i} \quad (50) \\
&= \sum_{i=1}^{n_R} \frac{1}{2} [\mathbf{h}_{1 \rightarrow 4, i}^H \mathbf{h}_{5 \rightarrow 8, i}^H] \begin{bmatrix} \mathbf{A}_4^1 & \mathbf{0} \\ \mathbf{0} & \mathbf{A}_4^1 \end{bmatrix} \begin{bmatrix} \mathbf{h}_{1 \rightarrow 4, i} \\ \mathbf{h}_{5 \rightarrow 8, i} \end{bmatrix} = \sum_{i=1}^{n_R} \frac{1}{2} \mathbf{h}_{1 \rightarrow 4, i}^H \mathbf{A}_4^1 \mathbf{h}_{1 \rightarrow 4, i} + \frac{1}{2} \mathbf{h}_{5 \rightarrow 8, i}^H \mathbf{A}_4^1 \mathbf{h}_{5 \rightarrow 8, i} \quad (51)
\end{aligned}$$

In an analogous manner, we get $(\tilde{\nu}_4^1)^2$ given as

$$(\tilde{\nu}_4^1)^2 = \sum_{i=1}^{n_R} \frac{1}{2} [\mathbf{h}_{1 \rightarrow 4, i}^H \mathbf{h}_{5 \rightarrow 8, i}^H] \begin{bmatrix} \mathbf{0} & i\mathbf{\Theta}_k \mathbf{A}_4^1 \\ -i\mathbf{\Theta}_k \mathbf{A}_4^1 & \mathbf{0} \end{bmatrix} \begin{bmatrix} \mathbf{h}_{1 \rightarrow 4, i} \\ \mathbf{h}_{5 \rightarrow 8, i} \end{bmatrix}$$

Since the eigenvalues $(\tilde{\mu}_4^2)^2$ and $(\tilde{\nu}_4^2)^2$ can be obtained very easily in a similar way, we omit the derivations here.

Comparing (51) with (49) shows that in order to get the eigenvalues of $n_T = 8$, the eigenvalues of $n_T = 4$ have to be expanded by using the Kronecker product of \mathbf{I}_2 and \mathbf{A}_4 , divided by $\frac{1}{2}$ in order to incorporate the channel entries h_{5i}, \dots, h_{8i} as given in (50). Actually, this can also be observed in the expansion from $n_T = 2$ to $n_T = 4$ by comparing (44) with the first addend in (48).

Now assume that the following hypothesis holds

$$(\tilde{\mu}_k^j(h_{1i}, \dots, h_{ki}))^2 = \sum_{i=1}^{n_R} \mathbf{h}_{1 \rightarrow k, i}^H \mathbf{A}_k^j \mathbf{h}_{1 \rightarrow k, i} \quad (52)$$

$$(\tilde{\mu}_k^j(h_{1i}, \dots, h_{2ki}))^2 = \sum_{i=1}^{n_R} \mathbf{h}_{1 \rightarrow 2k, i}^H \frac{1}{2} \begin{bmatrix} \mathbf{A}_k^j & \mathbf{0} \\ \mathbf{0} & \mathbf{A}_k^j \end{bmatrix} \mathbf{h}_{1 \rightarrow 2k, i}, \quad (53)$$

Similarly

$$\begin{aligned} (\tilde{\nu}_k^j(h_{1i}, \dots, h_{ki}))^2 &= \sum_{i=1}^{n_R} \mathbf{h}_{k+1 \rightarrow 2k, i}^H \mathbf{A}_k^j \mathbf{h}_{k+1 \rightarrow 2k, i} \\ (\tilde{\nu}_k^j(h_{1i}, \dots, h_{2ki}))^2 &= \sum_{i=1}^{n_R} \mathbf{h}_{1 \rightarrow 2k, i}^H \frac{1}{2} \begin{bmatrix} \mathbf{0} & i\Theta_k \mathbf{A}_k^j \\ -i\Theta_k \mathbf{A}_k^j & \mathbf{0} \end{bmatrix} \mathbf{h}_{1 \rightarrow 2k, i}, \end{aligned} \quad (54)$$

then the following inductive step is true

$$\begin{aligned} (\tilde{\mu}_{2k}^{j,j+1})^2 &\stackrel{(42)}{=} \sum_{i=1}^{n_R} (\tilde{\mu}_k^{j'}(h_{1i}, \dots, h_{2ki}))^2 \mp (\tilde{\nu}_k^{j'}(h_{1i}, \dots, h_{2ki}))^2 \\ &\stackrel{(53), (54)}{=} \sum_{i=1}^{n_R} [\mathbf{h}_{1 \rightarrow k, i}^H \mathbf{h}_{k+1 \rightarrow 2k, i}^H] \frac{1}{2} \begin{bmatrix} \mathbf{A}_k^{j'} & \mathbf{0} \\ \mathbf{0} & \mathbf{A}_k^{j'} \end{bmatrix} \begin{bmatrix} \mathbf{h}_{1 \rightarrow k, i} \\ \mathbf{h}_{k+1 \rightarrow 2k, i} \end{bmatrix} \end{aligned} \quad (55)$$

$$\begin{aligned} &\mp [\mathbf{h}_{1 \rightarrow k, i}^H \mathbf{h}_{k+1 \rightarrow 2k, i}^H] \frac{1}{2} \begin{bmatrix} \mathbf{0} & i\Theta_k \mathbf{A}_k^{j'} \\ -i\Theta_k \mathbf{A}_k^{j'} & \mathbf{0} \end{bmatrix} \begin{bmatrix} \mathbf{h}_{1 \rightarrow k, i} \\ \mathbf{h}_{k+1 \rightarrow 2k, i} \end{bmatrix} \\ &= \sum_{i=1}^{n_R} [\mathbf{h}_{1 \rightarrow k, i}^H \mathbf{h}_{k+1 \rightarrow 2k, i}^H] \frac{1}{2} \begin{bmatrix} \mathbf{A}_k^{j'} & \mp i\Theta_k \mathbf{A}_k^{j'} \\ \pm i\Theta_k \mathbf{A}_k^{j'} & \mathbf{A}_k^{j'} \end{bmatrix} \begin{bmatrix} \mathbf{h}_{1 \rightarrow k, i} \\ \mathbf{h}_{k+1 \rightarrow 2k, i} \end{bmatrix} \\ &= \sum_{i=1}^{n_R} \mathbf{h}_{1 \rightarrow 2k, i}^H \mathbf{A}_{2k}^{j,j+1} \mathbf{h}_{1 \rightarrow 2k, i} = \sum_{i=1}^{n_R} \mathbf{h}_{1 \rightarrow 2k, i}^H \frac{1}{2} \begin{bmatrix} \mathbf{A}_k^{j'} & \mp i\Theta_k \mathbf{A}_k^{j'} \\ \pm i\Theta_k \mathbf{A}_k^{j'} & \mathbf{A}_k^{j'} \end{bmatrix} \mathbf{h}_{1 \rightarrow 2k, i}, \end{aligned} \quad (56)$$

with $j = 1, 3, \dots, n_T/2 - 1$ and $j' = \frac{j+1}{2}$. That concludes the proof. ■

APPENDIX III

PROOF OF LEMMA 4.3

Proof: With 25, $(\mathbf{A}_{n_T}^j)^H$ and $(\mathbf{A}_{n_T}^{j+1})^H$, $j = 1, 3, \dots, n_T/2$ and $j' = \frac{j+1}{2}$ are given as

$$(\mathbf{A}_{n_T}^{j,j+1})^H = \frac{1}{2} \begin{bmatrix} (\mathbf{A}_{\frac{n_T}{2}}^{j'})^H & \mp i \mathbf{\Theta}_{n_T} (\mathbf{A}_{n_T}^{j'})^H \\ \pm i \mathbf{\Theta}_{n_T} (\mathbf{A}_{n_T}^{j'})^H & (\mathbf{A}_{\frac{n_T}{2}}^{j'})^H \end{bmatrix}.$$

Thus, $\mathbf{A}_{n_T}^{j,j+1}$ are only Hermitian, if $\mathbf{A}_{\frac{n_T}{2}}^{j'}$ is Hermitian. Since \mathbf{A}_2 is Hermitian, it follows that $\mathbf{A}_{n_T}^j$, $n_T = 2^n, j = 1, 3, \dots, n_T/2$ are Hermitian. Similarly,

$$(\mathbf{A}_{n_T}^{j,j+1})^H \mathbf{A}_{n_T}^{j,j+1} = \mathbf{A}_{n_T}^{j,j+1} \mathbf{A}_{n_T}^{j,j+1} = \frac{1}{4} \begin{bmatrix} 2\mathbf{A}_{\frac{n_T}{2}}^{j'} \mathbf{A}_{\frac{n_T}{2}}^{j'} & \mp i 2 \mathbf{\Theta}_{n_T} \mathbf{A}_{n_T}^{j'} \mathbf{A}_{n_T}^{j'} \\ \pm i 2 \mathbf{\Theta}_{n_T} \mathbf{A}_{n_T}^{j'} \mathbf{A}_{n_T}^{j'} & 2\mathbf{A}_{\frac{n_T}{2}}^{j'} \mathbf{A}_{\frac{n_T}{2}}^{j'} \end{bmatrix}. \quad (57)$$

Thus, $\mathbf{A}_{n_T}^{j,j+1}$ are only idempotent, if $\mathbf{A}_{\frac{n_T}{2}}^{j'}$ is idempotent. Since \mathbf{A}_2 is idempotent, it follows that $\mathbf{A}_{n_T}^j$, $n_T = 2^n, j = 1, 3, \dots, n_T/2$ are idempotent. That concludes the proof. ■

APPENDIX IV

PROOF OF THEOREM 4.3

Proof: We first prove the independency of the eigenvalues. Since the matrices $\mathbf{A}_{n_T}^{(j)}$ are Hermitian and idempotent, we are able to rewrite (24) as

$$(\mu_j^{n_T})^2 = \sum_{i=1}^{n_R} \mathbf{h}_i^H (\mathbf{A}_{n_T}^j)^H \mathbf{A}_{n_T}^j \mathbf{h}_i = \sum_{i=1}^{n_R} \|\mathbf{A}_{n_T}^j \mathbf{h}_i\|^2.$$

Independency between the eigenvalues in the Gaussian case is given if and only if the eigenvalues are uncorrelated, i.e.

$$E[(\mathbf{A}_{n_T}^j \mathbf{h}_i)^H \mathbf{A}_{n_T}^k \mathbf{h}_i] = 0 \quad \forall j, j \neq k,$$

which is fulfilled if

$$(\mathbf{A}_{n_T}^j)^H \mathbf{A}_{n_T}^k = \mathbf{A}_{n_T}^j \mathbf{A}_{n_T}^k = \mathbf{0} \quad \forall j, j \neq k. \quad (58)$$

By applying the eigenvalue decomposition to (58), one has to distinguish between the case, where the eigenvalues are given as

$$(\mathbf{I} - \mathbf{\Theta}_{n_T}) \mathbf{A}_{\frac{n_T}{2}}^{j'} (\mathbf{I} + \mathbf{\Theta}_{n_T}) \mathbf{A}_{\frac{n_T}{2}}^{k'}, (\mathbf{I} + \mathbf{\Theta}_{n_T}) \mathbf{A}_{\frac{n_T}{2}}^{j'} (\mathbf{I} - \mathbf{\Theta}_{n_T}) \mathbf{A}_{\frac{n_T}{2}}^{k'} \quad (59)$$

and

$$(\mathbf{I} - \boldsymbol{\Theta}_{n_T})\mathbf{A}_{\frac{n_T}{2}}^{j'}(\mathbf{I} - \boldsymbol{\Theta}_{n_T})\mathbf{A}_{\frac{n_T}{2}}^{k'}, (\mathbf{I} + \boldsymbol{\Theta}_{n_T})\mathbf{A}_{\frac{n_T}{2}}^{j'}(\mathbf{I} + \boldsymbol{\Theta}_{n_T})\mathbf{A}_{\frac{n_T}{2}}^{k'}, \quad (60)$$

with $j' = \frac{j+1}{2}$, $k' = \frac{k+1}{2}$ and $j' \neq k'$. Note that the entries on the l th-diagonals of the matrices \mathbf{A} , where $l = \pm\{1, 3, \dots, n_T - 1\}$ ($l = 0$ represents the main diagonal, $l > 0$ above the main diagonal, and $l < 0$ below the main diagonal), are equal to zero. Due to the special structure of the matrices \mathbf{A} , it follows that $(\mathbf{I} \mp \boldsymbol{\Theta}_{n_T})\mathbf{A}_{\frac{n_T}{2}}^{j'}$ is orthogonal to $(\mathbf{I} \pm \boldsymbol{\Theta}_{n_T})\mathbf{A}_{\frac{n_T}{2}}^{j'}$ and $(\mathbf{I} \mp \boldsymbol{\Theta}_{n_T})\mathbf{A}_{\frac{n_T}{2}}^{j'}$ is orthogonal to $(\mathbf{I} \mp \boldsymbol{\Theta}_{n_T})\mathbf{A}_{\frac{n_T}{2}}^{k'}$, with $j' \neq k'$. Thus, the eigenvalues in (59) and (60) are zero and therefore the eigenvalues in (24) are independent.

The probability density function (pdf) of the eigenvalues $p((\mu_j^{n_T})^2)$ can be obtained from (24) as follows. The rank ($\text{rk}(\cdot)$) of \mathbf{A}_2 is 2. Furthermore,

$$\begin{aligned} \text{rk}(\mathbf{A}_{2n}^j) &= \text{rk}(\mathbf{U}\mathbf{A}_{2n}^j\mathbf{U}) = \text{rk} \begin{bmatrix} (\mathbf{I} + \boldsymbol{\Theta}_{n_T})\mathbf{A}_{2n-1}^{j'} & \mathbf{0} \\ \mathbf{0} & (\mathbf{I} - \boldsymbol{\Theta}_{n_T})\mathbf{A}_{2n-1}^{j'} \end{bmatrix} \\ &= \text{rk}((\mathbf{I} + \boldsymbol{\Theta}_{n_T})\mathbf{A}_{2n-1}^{j'}) + \text{rk}((\mathbf{I} - \boldsymbol{\Theta}_{n_T})\mathbf{A}_{2n-1}^{j'}) = \text{rk}(\mathbf{A}_{2n-1}^{j'}), \end{aligned}$$

where \mathbf{U} contains the eigenvectors of \mathbf{A}_{2n}^j . Since $\text{rk}(\mathbf{A}_2) = 2$, the matrices $\mathbf{A}_{n_T}^j$ have all rank 2, and thus the following holds

$$\mathbf{V}^H(\mathbf{A}_{n_T}^j)\mathbf{V} = \begin{bmatrix} \mathbf{I}_2 & \mathbf{0} \\ \mathbf{0} & \mathbf{0} \end{bmatrix}, \quad (61)$$

where \mathbf{V} is a unitary matrix. With (61), the pdfs are given as

$$p((\mu_j^{n_T})^2) = p\left(\text{tr} \left[\sum_{i=1}^{n_R} \mathbf{h}_i^H \mathbf{A}_{n_T}^j \mathbf{h}_i \right]\right) = p\left(\text{tr} \left[\sum_{i=1}^{n_R} \bar{\mathbf{h}}_i^H \begin{bmatrix} \mathbf{I}_2 & \mathbf{0} \\ \mathbf{0} & \mathbf{0} \end{bmatrix} \bar{\mathbf{h}}_i \right]\right),$$

which is the sum of squares of $2n_R$ independent complex normal distributed variables, i.e. a noncentral chi-square distribution with $4n_R$ degrees of freedom. That concludes the proof. ■

APPENDIX V

PROOF OF COROLLARY 5.1

Proof: The inequality (34) is tight only, if the ratio of two eigenvalues, i.e. $r = \mu_i^2/\mu_j^2 = 1$, for all $i \neq j$. From this it follows that it has to be shown that the following holds

$$\lim_{n_R \rightarrow \infty} \Pr(r = 1) = 1.$$

Since the eigenvalues are chi-square distributed with each $4n_R$ degrees of freedom, the ratio of the eigenvalues is distributed as follows

$$h(r, n_r) = \frac{\Gamma(4n_R)}{\Gamma(2n_R)^2} \frac{r^{(4n_R-2)/2}}{(1+r)^{4n_R}},$$

which is the well-known F distribution [33, p.365, eq.9.9.35]. Therefore, when n_R goes infinity, the F distribution is given as

$$\lim_{n_R \rightarrow \infty} (h(r, n_R)) = \delta(r - 1),$$

where δ is the delta distribution. It follows that the lower bound gets tight for increasing n_R . The lower bound is also tight for low SNR values, which is obvious after rewriting (32) as follows

$$I_Q = \frac{2}{n_T} \log_2 \left(\left(1 + \frac{\rho}{n_T} \alpha_1 \right)^{\frac{n_T}{2}} - \zeta \right).$$

Furthermore, $(1 + \frac{\rho}{n_T} \alpha_1)^{\frac{n_T}{2}} \gg \zeta$ for small SNR. As an example, $\zeta = (\frac{\rho}{n_T} \alpha_2)^2$ for $n_T = 4$. Therefore, as the SNR gets smaller, the lower bound gets tighter. That concludes the proof. ■

REFERENCES

- [1] E. Telatar, "Capacity of multi-antenna Gaussian channels," *European Trans. on Telecomm. ETT*, vol. 10, no. 6, pp. 585–596, November 1999.
- [2] G.J. Foschini and M.J. Gans, "On limits of wireless communications in a fading environment when using multiple antennas," *Wireless Personal Communications*, vol. 6, no. 3, pp. 311–335, March 1998.
- [3] A. Edelman, *Eigenvalues and condition numbers of random matrices*, Ph.D. thesis, Department of Mathematicx, Massachusetts Institute of Technology, Cambridge, MA, 1989.
- [4] Z. Wang and G. B. Giannakis, "Outage mutual information of space-time MIMO channels," *IEEE Trans. on Information Theory*, vol. 50, no. 4, pp. 657–662, April 2004.
- [5] H. Shin and J. H. Lee, "Capacity of multiple-antenna fading channels: Spatial fading correlation, double scattering, and keyhole," *IEEE Trans. on Info. Theory*, vol. 49, no. 10, pp. 2636–2646, October 2003.
- [6] H. Boche and E. Jorswieck, "Outage probability of multiple antenna systems: Optimal transmission and impact of correlation," *Proc. of IZS*, February 2004.
- [7] J.C. Guey, M.R. Fitz, M.R. Bell, and W.Y. Kuo, "Signal design for transmitter diversity wireless communication systems over rayleigh fading channels," *IEEE Trans. on Communications*, vol. 47, no. 4, pp. 527–537, April 1999.
- [8] V. Tarokh, N. Seshadri, and A.R. Calderbank, "Space-time codes for high data rate wireless communication: performance criterion and code construction," *IEEE Trans. on Information Theory*, vol. 44, no. 2, pp. 744–765, March 1998.
- [9] S.M. Alamouti, "A simple transmitter diversity scheme for wireless communications," *IEEE Journal on Selected Areas in Communications*, vol. SAC-16, pp. 1451–1458, October 1998.
- [10] V. Tarokh, H. Jafarkhani, and A.R. Calderbank, "Space-time block codes from orthogonal designs," *IEEE Trans. on Information Theory*, vol. 45, no. 5, pp. 1456–1467, July 1999.

- [11] V. Tarokh, H. Jafarkhani, and A.R. Calderbank, "Space-time block coding for wireless communications: Performance results," *IEEE Journal on Sel. Areas in Communications*, vol. 17, no. 3, pp. 451–460, March 1999.
- [12] O. Tirkkonen and A. Hottinen, "Square-matrix embeddable space-time block codes for complex signal constellations," *IEEE Trans. on Information Theory*, vol. 48, no. 2, pp. 1122–1126, February 2002.
- [13] X. B. Liang, "Orthogonal designs with maximal rates," *IEEE Trans. on Info. Theory*, vol. 49, no. 10, pp. 2468 – 2503, October 2003.
- [14] S. Sandhu and A. J. Paulraj, "Space-time block codes: A capacity perspective," *IEEE Comm. Letters*, vol. 4, no. 12, pp. 384 –386, December 2000.
- [15] G. Bauch and J. Hagenauer, "Smart versus dumb antennas-capacities and FEC performance," *IEEE Comm. Letters*, vol. 6, no. 2, pp. 55–57, February 2002.
- [16] R. U. Nabar, H. Bölcskei, and A. J. Paulraj, "Diversity and outage performance in Ricean MIMO channels," *to appear in IEEE Trans. Wireless Communications*, 2004.
- [17] X. B. Liang and X.-G. Xia, "Upper bounds of rates of complex orthogonal space-time block codes," *IEEE Trans. on Info. Theory*, vol. 49, no. 10, pp. 2788 – 2796, October 2003.
- [18] H. Jafarkhani, "A quasi-orthogonal space-time block code," *IEEE Trans. on Comm.*, vol. 49, no. 1, pp. 1–4, January 2001.
- [19] C.B. Papadias and G.J. Foschini, "Capacity-approaching space-time codes for systems employing four transmit antennas," *IEEE Trans. on Info. Theory*, vol. 49, no. 3, pp. 726 –733, March 2003.
- [20] O. Tirkkonen, A. Boariu, and A. Hottinen, "Minimal non-orthogonality rate 1 space-time block code for 3+ Tx antennas," *IEEE ISSSTA 2000*, pp. 429–432, September 2000.
- [21] N. Sharma and C.B. Papadias, "Improved quasi-orthogonal codes," *IEEE Wireless Comm. and Network Conf., Orlando, FL, USA*, pp. 169 –171, 17-21 March 2002.
- [22] N. Sharma and C.B. Papadias, "Improved quasi-orthogonal codes through constellation rotation," *IEEE Trans. on Comm.*, vol. 51, no. 3, pp. 332 –335, March 2002.
- [23] W. Su and X.-G. Xia, "Quasi-orthogonal space-time block codes with full diversity," *SPIE 2002, Seattle, Washington, USA*, July 2002.
- [24] W. Su and X.-G. Xia, "Signal constellationsfor for quasi-orthogonal space-time block codes with full diversity," *IEEE Trans. on Information Theory*, vol. 50, no. 10, pp. 2331–2347, October 2004.
- [25] A. Sezgin, E.A. Jorswieck, and H. Boche, "Performance criteria analysis and further performance results for quasi-orthogonal space-time block codes," *ISSPIT 2003, Darmstadt, Germany*, pp. 345 –348, December 14-17 2003.
- [26] O. Tirkkonen, "Optimizing space-time block codes by constellation rotations," *FWCW 2001, Finland*, pp. 59–60, October 2001.
- [27] N. Sharma and C.B. Papadias, "Full-rate full-diversity linear quasi-orthogonal space-time codes for any number of transmit antennas," *EURASIP Journal on Applied Sign. Processing*, vol. 9, pp. 1246 –1256, March 2004.
- [28] M. Rupp, C. F. Mecklenbräuker, and G. Gritsch, "High diversity with simple space time block codes and linear receivers," *Proc. IEEE GLOBECOM 2003, San Francisco, USA*, December 2003.
- [29] M. Rupp and C. F. Mecklenbräuker, "On extended Alamouti schemes for space-time coding," *Proc. of IEEE WPMC 2002, Honolulu, Hawaii*, October 2002.
- [30] C. F. Mecklenbräuker, M. Rupp, and G. Gritsch, "On mutual information and outage for extended Alamouti space-time block codes," *Proc. IEEE SAM 2004, Barcelona, Spain*, July 2004.
- [31] R.J. Muirhead, *Aspects of Multivariate Statistical Theory*, John Wiley & Sons, 1982.

- [32] I. S. Gradshteyn and I. M. Ryzhik, *Table of Integrals, Series, and Products*, Academic Press, Inc., 4 edition, 1983.
- [33] M.D.Springer, *The Algebra of Random Variables*, Wiley Series in Probability and Applied Statistics. John Wiley & Sons, 1979.