

Efficient Coroutine Generation of Constrained Gray Sequences

Donald E. Knuth and Frank Ruskey
(dedicated to the memory of Ole-Johan Dahl)

Abstract. We study an interesting family of cooperating coroutines, which is able to generate all patterns of bits that satisfy certain fairly general ordering constraints, changing only one bit at a time. (More precisely, the directed graph of constraints is required to be cycle-free when it is regarded as an undirected graph.) If the coroutines are implemented carefully, they yield an algorithm that needs only a bounded amount of computation per bit change, thereby solving an open problem in the field of combinatorial pattern generation.

Much has been written about the transformation of procedures from recursive to iterative form, but little is known about the more general problem of transforming *coroutines* into equivalent programs that avoid unnecessary overhead. The present paper attempts to take a step in that direction by focusing on a reasonably simple yet nontrivial family of cooperating coroutines for which significant improvements in efficiency are possible when appropriate transformations are applied. The authors hope that this example will inspire other researchers to develop and explore the potentially rich field of coroutine transformation.

Coroutines, originally introduced by M. E. Conway [2], are analogous to subroutines, but they are symmetrical with respect to caller and callee: When coroutine *A* invokes coroutine *B*, the action of *A* is temporarily suspended and the action of *B* resumes where *B* had most recently left off. Coroutines arise naturally in producer/consumer situations or multipass processes, analogous to the “pipes” of UNIX, when each coroutine transforms an input stream to an output stream; a sequence of such processes can be controlled in such a way that their intermediate data files need not be written in memory. (See, for example, Section 1.4.2 of [9].)

The programming language SIMULA 67 [3] introduced support for coroutines in terms of fundamental operations named **call**, **detach**, and **resume**. Arne Wang and Ole-Johan Dahl subsequently discovered [20] that an extremely simple computational model is able to accommodate these primitive operations. Dahl published several examples to demonstrate their usefulness in his chapter of the book *Structured Programming* [4]; then M. Clint [1] and O.-J. Dahl [6] began to develop theoretical tools for formal proofs of coroutine correctness.

Another significant early work appeared in R. W. Floyd’s general top-down parsing algorithm for context-free languages [8], an algorithm that involved “imaginary men who are assumed to automatically appear when hired, disappear when fired, remember the names of their subordinates and superiors, and so on.” Floyd’s imaginary men were essentially carrying out coroutines, but their actions could not be described naturally in any programming languages that were available to Floyd when he wrote about the subject in 1964, so he presented the algorithm as a flow chart. Ole-Johan Dahl later gave an elegant implementation of Floyd’s algorithm using the features of SIMULA 67, in §2.1.2 of [5].

The coroutine concept was refined further during the 1970s; see, for example, [19] and the references cited therein. But today’s programming languages have replaced those

ideas with more modern notions such as “threads” and “closures,” which (while admirable in themselves) support coroutines only in a rather awkward and cumbersome manner. The simple principles of old-style coroutines, which Dahl called *quasi-parallel processes*, deserve to be resurrected again and given better treatment by the programming languages of tomorrow.

In this paper we will study examples for which a well-designed compiler could transform certain families of coroutines into optimized code, just as compilers can often transform recursive procedures into iterative routines that require less space and/or time.

The ideas presented below were motivated by applications to the exhaustive generation of combinatorial objects. For example, consider a coroutine that wants to look at all permutations of n elements; it can call repeatedly on a permutation-generation coroutine to produce the successive arrangements. The latter coroutine repeatedly forms a new permutation and calls on the former coroutine to inspect the result. The permutation coroutine has its own internal state—its own local variables and its current location in an ongoing computational process—so it does not consider itself to be a “subroutine” of the inspection coroutine. The permutation coroutine might also invoke other coroutines, which in turn are computational objects with their own internal states.

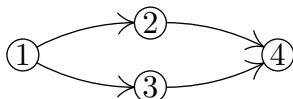
We shall consider the problem of generating all n -tuples $a_1a_2\dots a_n$ of 0s and 1s with the property that $a_j \leq a_k$ whenever $j \rightarrow k$ is an arc in a given directed graph. Thus $a_j = 1$ implies that a_k must also be 1; if $a_k = 0$, so is a_j . These n -tuples are supposed to form a “Gray path,” in the sense that only one bit a_j should change at each step. For example, if $n = 3$ and if we require $a_1 \leq a_3$ and $a_2 \leq a_3$, five binary strings $a_1a_2a_3$ satisfy the inequalities, and one such Gray path is

000, 001, 011, 111, 101.

The general problem just stated does not always have a solution. For example, suppose the given digraph is



so that the inequalities are $a_1 \leq a_2$ and $a_2 \leq a_1$; then we are asking for a way to generate the tuples 00 and 11 by changing only one bit at a time, and this is clearly impossible. Even if we stipulate that the digraph of inequalities should contain no directed cycles, we might encounter an example like

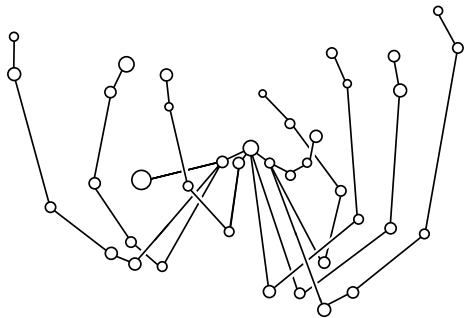


in which the Gray constraint cannot be achieved; here the corresponding 4-tuples

0000, 0001, 0011, 0101, 0111, 1111

include four of even weight and two of odd weight, but a Gray path must alternate between even and odd. Reasonably efficient methods for solving the problem without Grayness are known [17, 18], but we want to insist on single-bit changes.

We will prove constructively that Gray paths always do exist if we restrict consideration to directed graphs that are *totally acyclic*, in the sense that they contain no cycles even if the directions of the arcs are ignored. Every component of such a graph is a free tree in which a direction has been assigned to each branch between two vertices. Such digraphs are called *spiders*, because of their resemblance to arachnids:



(In this diagram, as in others below, we assume that all arcs are directed upwards. More complicated graph-theoretical spiders have legs that change directions many more times than real spider legs do.) The general problem of finding all $a_1 \dots a_n$ such that $a_j \leq a_k$ when $j \rightarrow k$ in such a digraph is formally called the task of “generating the order ideals of an acyclic poset”; it also is called, informally, “spider squishing.”

Sections 1–3 of this paper discuss simple examples of the problem in preparation for Section 4, which presents a constructive proof that suitable Gray paths always exist. The proof of Section 4 is implemented with coroutines in Section 5, and Section 6 discusses the nontrivial task of getting all the coroutines properly launched.

Section 7 describes a simple technique that is often able to improve the running time. A generalization of that technique leads in Section 8 to an efficient coroutine-free implementation. Additional optimizations, which can be used to construct an algorithm for the spider-squishing problem that is actually *loopless*, are discussed in Section 9. (A loopless algorithm needs only constant time to change each n -tuple to its successor.)

Section 10 concludes the paper and mentions several open problems connected to related work.

1. The unrestricted case. Let’s begin by imagining an array of friendly trolls called T_1, T_2, \dots, T_n . Each troll carries a lamp that is either off or on; he also can be either awake or asleep. Initially all the trolls are awake, and all their lamps are off.

Changes occur to the system when a troll is “poked,” according to the following simple rules: If T_k is poked when he is awake, he changes the state of his lamp from off to on or vice versa; then he becomes tired and goes to sleep. Later, when the sleeping T_k is poked again, he wakes up and pokes his left neighbor T_{k-1} , without making any change to his own lamp. (The leftmost troll T_1 has no left neighbor, so he simply awakens when poked.)

At periodic intervals an external driving force D pokes the rightmost troll T_n , initiating a chain of events that culminates in one lamp changing its state. The process begins as follows, if we use the digits 0 and 1 to represent lamps that are respectively off or on, and

if we underline the digit of a sleeping troll:

```

...0000  Initial state
...0001  D pokes  $T_n$ 
...0011  D pokes  $T_n$ , who wakes up and pokes  $T_{n-1}$ 
...0010  D pokes  $T_n$ 
...0110  D pokes  $T_n$ , who pokes  $T_{n-1}$ , who pokes  $T_{n-2}$ 
...0111  D pokes  $T_n$ 
...0101  D pokes  $T_n$ , who pokes  $T_{n-1}$ 

```

The sequence of underlined versus not-underlined digits acts essentially as a binary counter. And the sequence of digit patterns, in which exactly one bit changes at each step, is a *Gray binary* counter, which follows the well-known Gray binary code; it also corresponds to the process of replacing rings in the classic Chinese ring puzzle [12]. Therefore the array of trolls solves our problem of generating all n -tuples $a_1 a_2 \dots a_n$, in the special case when the spider digraph has no arcs. (This troll-oriented way to generate Gray binary code was presented by the first author in a lecture at the University of Oslo in October, 1972 [10].)

During the first 2^n steps of the process just described, troll T_n is poked 2^n times, troll T_{n-1} is poked 2^{n-1} times, \dots , and troll T_1 is poked twice. The last step is special because T_1 has no left neighbor; when he is poked the second time, all the trolls wake up, but no lamps change. The driver D would like to know about this exceptional case, so we will assume that T_n sends a message to D after being poked, saying ‘*true*’ if one of the lamps has changed, otherwise saying ‘*false*’. Similarly, if $1 \leq k < n$, T_k will send a message to T_{k+1} after being poked, saying ‘*true*’ if and only if one of the first k lamps has just changed state.

These hypothetical trolls T_1, \dots, T_n correspond to n almost-identical coroutines *poke*[1], \dots , *poke*[n], whose actions can be expressed in an ad hoc Algol-like language as follows:

```

Boolean coroutine poke[ $k$ ];
  while true do begin
    awake:  $a[k] := 1 - a[k]$ ; return true;
    asleep: if  $k > 1$  then return poke[ $k - 1$ ] else return false;
  end.

```

Coroutine *poke*[k] describes the action of T_k , implicitly retaining its own state of wakefulness: When *poke*[k] is next activated after having executed the statement ‘**return true**’ it will resume its program at label ‘asleep’; and it will resume at label ‘awake’ when it is next activated after ‘**return poke**[$k - 1$]’ or ‘**return false**’.

In this example and in all the coroutine programs below, the enclosing ‘**while true do begin** $\langle P \rangle$ **end**’ merely says that program $\langle P \rangle$ should be repeated endlessly; all coroutines that we shall encounter in this paper are immortal. (This is fortunate, because Dahl [6] has observed that proofs of correctness tend to be much simpler in such cases.)

Our coroutines will also always be “ultra-lightweight” processes, in the sense that they need no internal stack. They need only remember their current positions within their

respective programs, along with a few local variables in some cases, together with the global “lamp” variables $a[1], \dots, a[n]$. We can implement them using a single stack, essentially as if we were implementing recursive procedures in the normal way, pushing the address of a return point within A onto the stack when coroutine A invokes coroutine B , and resuming A after B executes a **return**. (Wang and Dahl [20] used the term “semicoroutine” for this special case. We are, however, using **return** statements to return a value, instead of using global variables for communication and saying ‘**detach**’ as Wang and Dahl did.) The only difference between our coroutine conventions and ordinary subroutine actions is that a newly invoked coroutine always begins at the point following its most recent **return**, regardless of who had previously invoked it. No coroutine will appear on the execution stack more than once at any time.

Thus, for example, the coroutines $poke[1]$ and $poke[2]$ behave as follows when $n = 2$:

```

00  Initial state
01   $poke[2] = true$ 
11   $poke[2] = poke[1] = true$ 
10   $poke[2] = true$ 
10   $poke[2] = poke[1] = false$ 
11   $poke[2] = true$ 
01   $poke[2] = poke[1] = true$ 
00   $poke[2] = true$ 
00   $poke[2] = poke[1] = false$ 

```

The same cycle will repeat indefinitely, because everything has returned to its initial state.

Notice that the repeating cycle in this example consists of two distinct parts. The first half cycle, before *false* is returned, generates all two-bit patterns in Gray binary order (00,01,11,10); the other half generates those patterns again, but in the *reverse* order (10,11,01,00). Such behavior will be characteristic of all the coroutines that we shall consider for the spider-squishing problem: Their task will be to run through all n -tuples $a_1 \dots a_n$ such that $a_j \leq a_k$ for certain given pairs (j, k) , always returning *true* until all permissible patterns have been generated; then they are supposed to run through those n -tuples again in reverse order, and to repeat the process ad infinitum.

Under these conventions, a driver program of the following form will cycle through the answers, printing a line of dashes between each complete listing:

```

⟨ Create all the coroutines ⟩;
⟨ Put each lamp and each coroutine into the proper initial state ⟩;
while true do begin
  for  $k := 1$  step 1 until  $n$  do  $write(a[k]);$ 
   $write(newline);$ 
  if not root then  $write("-----", newline);$ 
end.

```

Here *root* denotes a coroutine that can potentially activate all the others; for example, *root* is $poke[n]$ in the particular case that we’ve been considering. In practice, of course,

the driver would normally carry out some interesting process on the bits $a_1 \dots a_n$, instead of merely outputting them to a file.

The fact that coroutines $poke[1], \dots, poke[n]$ do indeed generate Gray binary code is easy to verify by induction on n . The case $n = 1$ is trivial, because the outputs will clearly be

```

0
1
-----
1
0
-----

```

and so on. On the other hand if $n > 1$, assume that the successive contents of $a_1 \dots a_{n-1}$ are $\alpha_0, \alpha_1, \alpha_2, \dots$ when we repeatedly invoke $poke[n-1]$, assuming that $\alpha_0 = 0 \dots 0$ and that all coroutines are initially at the label ‘awake’; assume further that *false* is returned just before α_m when m is a multiple of 2^{n-1} , otherwise the returned value is *true*. Then repeated invocations of $poke[n]$ will lead to the successive lamp patterns

$$\alpha_0 0, \alpha_0 1, \alpha_1 1, \alpha_1 0, \alpha_2 0, \alpha_2 1, \dots,$$

and *false* will be returned after every sequence of 2^n outputs. These are precisely the patterns of n -bit Gray binary code, alternately in forward order and reverse order.

2. Chains. Now let’s go to the opposite extreme and suppose that the digraph of constraints is an oriented path or chain,

$$1 \rightarrow 2 \rightarrow \dots \rightarrow n.$$

In other words, we want now to generate all n -tuples $a_1 a_2 \dots a_n$ such that

$$0 \leq a_1 \leq a_2 \leq \dots \leq a_n \leq 1,$$

proceeding alternately forward and backward in Gray order. Of course this problem is trivial, but we want to do it with coroutines so that we’ll be able to tackle more difficult problems later.

Here are some coroutines that do the new job, if the driver program initiates action by invoking the root coroutine $bump[1]$:

```

Boolean coroutine bump[k];
  while true do begin
    awake0: if k < n then while bump[k+1] do return true;
             a[k] := 1; return true;
    asleep1: return false; comment a_k ... a_n = 1 ... 1;
    awake1: a[k] := 0; return true;
    asleep0: if k < n then while bump[k+1] do return true;
             return false; comment a_k ... a_n = 0 ... 0;
  end.

```

For example, the process plays out as follows when $n = 3$:

000	Initial state	123
00 <u>1</u>	$bump[1] = bump[2] = bump[3] = true$	123
01 <u>1</u>	$bump[1] = bump[2] = true, bump[3] = false$	12
<u>1</u> 11	$bump[1] = true, bump[2] = false$	<u>1</u>
11 <u>1</u>	$bump[1] = false$	1
01 <u>1</u>	$bump[1] = true$	<u>1</u> 2
<u>0</u> 01	$bump[1] = bump[2] = true$	<u>1</u> 23
<u>0</u> 0 <u>0</u>	$bump[1] = bump[2] = bump[3] = true$	<u>1</u> 23
00 <u>0</u>	$bump[1] = bump[2] = bump[3] = false$	123

Each troll's action now depends on whether his lamp is lit as well as on his state of wakefulness. A troll with an unlighted lamp always passes each bump to the right, without taking any notice unless a *false* reply comes back. In the latter case, he acts as if his lamp had been lit — namely, he either returns *false* (if just awakened), or he changes the lamp, returns *true*, and nods off. The Boolean value returned in each case is *true* if and only if a lamp has changed its state during the current invocation of $bump[k]$.

(*Note:* The numbers ‘123’, ‘123’, ... at the right of this example correspond to an encoding that will be explained in Section 8 below. A similar column of somewhat inscrutable figures will be given with other examples we will see later, so that the principles of Section 8 will be easier to understand when we reach that part of the story. There is no need to decipher such notations until then; all will be revealed eventually.)

The dual situation, in which all inequalities are reversed so that we generate all $a_1 a_2 \dots a_n$ with

$$1 \geq a_1 \geq a_2 \geq \dots \geq a_n \geq 0,$$

can be implemented by interchanging the roles of 0 and 1 and starting the previous sequence in the midpoint of its period:

```

Boolean coroutine cobump[k];
  while true do begin
awake0: a[k] := 1; return true;
asleep1: if k < n then while cobump[k + 1] do return true;
         return false; comment  $a_k \dots a_n = 1 \dots 1$ ;
awake1: if k < n then while cobump[k + 1] do return true;
         a[k] := 0; return true;
asleep0: return false; comment  $a_k \dots a_n = 0 \dots 0$ ;
  end.

```

A mixed situation in which the constraints are

$$0 \leq a_n \leq a_{n-1} \leq \dots \leq a_{m+1} \leq a_1 \leq a_2 \leq \dots \leq a_m \leq 1$$

is also worthy of note. Again the underlying digraph is a chain, and the driver repeatedly bumps troll T_1 ; but when $1 < m < n$, the coroutines are a mixture of those we've just seen:


```

Boolean coroutine mbump[k];
  while true do begin
awake0: if  $k < m$  then while mbump[ $k + 1$ ] do return true;
          $a[k] := 1$ ; return true;
asleep1: if  $m < k \wedge k < n$  then while mbump[ $k+1$ ]) do return true;
         if  $k = 1 \wedge m < n$  then while mbump[ $m+1$ ]) do return true;
         return false;
awake1: if  $m < k \wedge k < n$  then while mbump[ $k+1$ ]) do return true;
         if  $k = 1 \wedge m < n$  then while mbump[ $m+1$ ]) do return true;
          $a[k] := 0$ ; return true;
asleep0: if  $k < m$  then while mbump[ $k + 1$ ] do return true;
         return false;
  end.

```

The reader is encouraged to simulate the *mbump* coroutines by hand when, say, $m = 2$ and $n = 4$, in order to develop a better intuition about coroutine behavior. Notice that when $m \approx \frac{1}{2}n$, signals need to propagate only about half as far as they do when $m = 1$ or $m = n$.

Still another simple but significant variant arises when several separate chains are present. The digraph might, for example, be



in which case we want all 6-tuples of bits $a_1 \dots a_6$ with $a_1 \leq a_2$ and $a_4 \leq a_5 \leq a_6$. In general, suppose there is a set of endpoints $E = \{e_1, \dots, e_m\}$ such that

$$1 = e_1 < \dots < e_m \leq n,$$

and we want

$$a_k \in \{0, 1\} \quad \text{for } 1 \leq k \leq n; \quad a_{k-1} \leq a_k \quad \text{for } k \notin E.$$

(The set E is $\{1, 3, 4\}$ in the example shown.) The following coroutines *ebump*[k], for $1 \leq k \leq n$, generate all such n -tuples if the driver invokes *ebump*[e_m]:

```

Boolean coroutine ebump[k];
  while true do begin
awake0: if  $k + 1 \notin E \cup \{n + 1\}$  then while ebump[ $k + 1$ ] do return true;
          $a[k] := 1$ ; return true;
asleep1: if  $k \in E \setminus \{1\}$  then return ebump[ $k'$ ] else return false;
awake1:  $a[k] := 0$ ; return true;
asleep0: if  $k + 1 \notin E \cup \{n + 1\}$  then while ebump[ $k + 1$ ] do return true;
         if  $k \in E \setminus \{1\}$  then return ebump[ $k'$ ] else return false;
  end.

```


Here k' stands for e_{j-1} when $k = e_j$ and $j > 1$. These routines reduce to *poke* when $E = \{1, 2, \dots, n\}$ and to *bump* when $E = \{1\}$. If $E = \{1, 3, 4\}$, they will generate all 24 bit patterns such that $a_1 \leq a_2$ and $a_4 \leq a_5 \leq a_6$ in the order

000000, 000001, 000011, 000111, 001111, 001011, 001001, 001000,
011000, 011001, 011011, 011111, 010111, 010011, 010001, 010000,
110000, 110001, 110011, 110111, 111111, 111011, 111001, 111000;

then the sequence will reverse itself:

111000, 111001, 111011, 111111, 110111, 110011, 110001, 110000,
010000, 010001, 010011, 010111, 011111, 011011, 011001 011000,
001000, 001001, 001011, 001111, 000111, 000011, 000001, 000000.

In our examples so far we have discussed several families of cooperating coroutines and claimed that they generate certain n -tuples, but we haven't proved anything rigorously. A formal theory of coroutine semantics is beyond the scope of this paper, but we should at least try to construct a semi-formal demonstration that *ebump* is correct.

The proof is by induction on $|E|$, the number of chains. If $|E| = 1$, *ebump* $[k]$ reduces to *bump* $[k]$, and we can argue by induction on n . The result is obvious when $n = 1$. If $n > 1$, suppose repeated calls on *bump* $[2]$ cause $a_2 \dots a_n$ to run through the $(n - 1)$ -tuples $\alpha_0, \alpha_1, \alpha_2, \dots$, where *bump* $[2]$ is *false* when it produces $\alpha_t = \alpha_{t-1}$. Such a repetition will occur if and only if t is a multiple of n , because n is the number of distinct $(n - 1)$ -tuples with $a_2 \leq \dots \leq a_n$. We know by induction that the sequence has reflective symmetry: $\alpha_j = \alpha_{2n-1-j}$ for $0 \leq j < n$. Furthermore, $\alpha_{j+2n} = \alpha_j$ for all $j \geq 0$. To complete the proof we observe that repeated calls on *bump* $[1]$ will produce the n -tuples

$0\alpha_0, 0\alpha_1, \dots, 0\alpha_{n-1}, \underline{1}\alpha_n,$
 $1\alpha_n, \underline{0}\alpha_n, \underline{0}\alpha_{n+1}, \dots, \underline{0}\alpha_{2n-1},$
 $0\alpha_{2n}, 0\alpha_{2n+1}, \dots, 0\alpha_{3n-1}, \underline{1}\alpha_{3n},$

and so on, returning *false* every $(n + 1)^{\text{st}}$ step as desired.

If $|E| > 1$, let $E = \{e_1, \dots, e_m\}$, so that $e'_m = e_{m-1}$, and suppose that repeated calls on *ebump* $[e_{m-1}]$ produce the $(e_m - 1)$ -tuples $\alpha_0, \alpha_1, \alpha_2, \dots$. Also suppose that calls on *ebump* $[e_m]$ would set the remaining bits $a_{e_m} \dots a_n$ to the $(n + 1 - e_m)$ -tuples $\beta_0, \beta_1, \beta_2, \dots$, if E were empty instead of $\{e_1, \dots, e_m\}$; this sequence $\beta_0, \beta_1, \beta_2, \dots$ is like the output of *bump*. The α and β sequences are periodic, with respective periods of length $2M$ and $2N$ for some M and N ; they also have reflective symmetry $\alpha_j = \alpha_{2M-1-j}$, $\beta_k = \beta_{2N-1-k}$.

It follows that $ebump[e_m]$ is correct, because it produces the sequence

$$\begin{aligned}
\gamma_0, \gamma_1, \gamma_2, \dots &= \alpha_0\beta_0, \alpha_0\beta_1, \dots, \alpha_0\beta_{N-1}, \\
&\alpha_1\beta_N, \alpha_1\beta_{N+1}, \dots, \alpha_1\beta_{2N-1}, \\
&\vdots \\
&\alpha_{M-1}\beta_{(M-1)N}, \alpha_{M-1}\beta_{(M-1)N+1}, \dots, \alpha_{M-1}\beta_{MN-1}, \\
&\alpha_M\beta_{MN}, \alpha_M\beta_{MN+1}, \dots, \alpha_M\beta_{(M+1)N-1}, \\
&\vdots \\
&\alpha_{2M-1}\beta_{(2M-1)N}, \alpha_{2M-1}\beta_{(2M-1)N+1}, \dots, \alpha_{2M-1}\beta_{2MN-1}, \dots
\end{aligned}$$

which has period length $2MN$ and satisfies

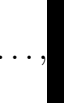
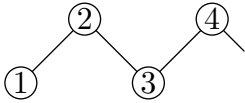
$$\gamma_{Nj+k} = \alpha_j\beta_{Nj+k} = \alpha_{2M-1-j}\beta_{2MN-1-Nj-k} = \gamma_{2MN-1-Nj-k}$$

for $0 \leq j < M$ and $0 \leq k < N$.

The patterns output by $ebump$ are therefore easily seen to be essentially the same as the so-called *reflected Gray paths* for radices $e_2 + 1 - e_1, \dots, e_m + 1 - e_{m-1}, n + 2 - e_m$ (see [12]); the total number of outputs is

$$(e_2 + 1 - e_1) \dots (e_m + 1 - e_{m-1})(n + 2 - e_m).$$

3. Ups and downs. Now let's consider a "fence" digraph



which leads to n -tuples that satisfy the up-down constraints

$$a_1 \leq a_2 \geq a_3 \leq a_4 \geq \dots.$$

A reasonably simple set of coroutines can be shown to handle this case, rooted at $nudge[1]$:

```

Boolean coroutine  $nudge[k]$ ;
  while  $true$  do begin
    awake0: if  $k' \leq n$  then while  $nudge[k']$  do return  $true$ ;
              $a[k] := 1$ ; return  $true$ ;
    asleep1: if  $k'' \leq n$  then while  $nudge[k'']$  do return  $true$ ;
             return  $false$ ;
    awake1: if  $k'' \leq n$  then while  $nudge[k'']$  do return  $true$ ;
             $a[k] := 0$ ; return  $true$ ;
    asleep0: if  $k' \leq n$  then while  $nudge[k']$  do return  $true$ ;

```

```

return false;
end.

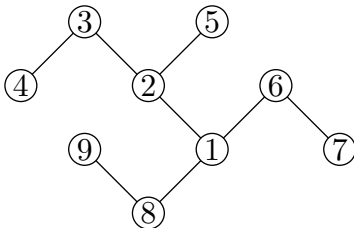
```

Here $(k', k'') = (k + 1, k + 2)$ when k is odd, $(k + 2, k + 1)$ when k is even. But these coroutines do *not* work when they all begin at ‘awake0’ with $a_1 a_2 \dots a_n = 00 \dots 0$; they need to be initialized carefully. For example, when $n = 6$ it turns out that exactly eleven patterns of odd weight need to be generated, and exactly ten patterns of even weight, so a Gray path cannot begin or end with an even-weight pattern such as 000000 or 111111. One proper starting configuration is obtained if we set $a_1 \dots a_n$ to the first n bits of the infinite string 000111000111 \dots , and if we start coroutine $nudge[k]$ at ‘awake0’ if $a_k = 0$, at ‘awake1’ if $a_k = 1$. For example, the sequence of results when $n = 4$ is

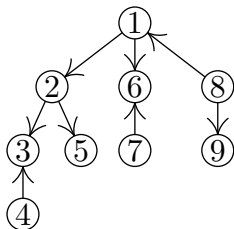
0001	Initial configuration	124
0000	$nudge[1] = nudge[2] = nudge[4] = true$	12 <u>4</u>
0 <u>1</u> 00	$nudge[1] = nudge[2] = true, nudge[4] = false$	123 <u>4</u>
0 <u>1</u> 0 <u>1</u>	$nudge[1] = nudge[2] = nudge[3] = nudge[4] = true$	123 <u>4</u>
0 <u>1</u> 11	$nudge[1] = nudge[2] = nudge[3] = true, nudge[4] = false$	12 <u>3</u>
<u>1</u> 111	$nudge[1] = true, nudge[2] = nudge[3] = false$	<u>1</u> 3
<u>1</u> 10 <u>1</u>	$nudge[1] = nudge[3] = true$	<u>1</u> 3 <u>4</u>
<u>1</u> 100	$nudge[1] = nudge[3] = nudge[4] = true$	<u>1</u> 3 <u>4</u>
1100	$nudge[1] = nudge[3] = nudge[4] = false$	13 <u>4</u>
110 <u>1</u>	$nudge[1] = nudge[3] = nudge[4] = true$	13 <u>4</u>
11 <u>1</u> 1	$nudge[1] = nudge[3] = true, nudge[4] = false$	1 <u>3</u>
<u>1</u> 111	$nudge[1] = true, nudge[3] = false$	<u>1</u> 23
<u>1</u> 0 <u>1</u> 0 <u>1</u>	$nudge[1] = nudge[2] = nudge[3] = true$	<u>1</u> 23 <u>4</u>
<u>1</u> 0 <u>1</u> 00	$nudge[1] = nudge[2] = nudge[3] = nudge[4] = true$	<u>1</u> 23 <u>4</u>
<u>0</u> 000	$nudge[1] = nudge[2] = true, nudge[3] = nudge[4] = false$	<u>1</u> 24
<u>0</u> 00 <u>1</u>	$nudge[1] = nudge[2] = nudge[4] = true$	<u>1</u> 2 <u>4</u>
<u>0</u> 00 <u>1</u>	$nudge[1] = nudge[2] = nudge[4] = false$	<u>1</u> 24

Again the cycle repeats with reflective symmetry; and again, some cryptic notations appear that will be explained in Section 8. The correctness of *nudge* will follow from results we shall prove later.

4. The general case. We have seen that cleverly constructed coroutines are able to generate Gray paths for several rather different special cases of the spider-squishing problem; thus it is natural to hope that similar techniques will work in the general case when an arbitrary totally acyclic digraph is given. The spider



illustrates most of the complications that might face us, so we shall use it as a running example. In general we shall assume that the vertices have been numbered in *preorder*, as defined in [9, Section 2.3.2], when the digraph is considered to be a forest (ignoring the arc directions). This means that the smallest vertex in each component is the root of that component, and that all vertex numbers of a component are consecutive. Furthermore, the children of each node are immediately followed in the ordering by their descendants. The descendants of each node k form a subs spider consisting of nodes k through $\text{scope}(k)$, inclusive; we shall call this “spider k .” For example, spider 2 consists of nodes $\{2, 3, 4, 5\}$, and $\text{scope}(2) = 5$. Our sample spider has indeed been numbered in preorder, because it can be drawn as a properly numbered tree with directed branches:



The same spider could also have been numbered in many other ways, because any vertex of the digraph could have been chosen to be the root, and because the resulting trees can be embedded several ways into the plane by permuting the children of each family.

Assume for the moment that the digraph is connected; thus it is a tree with root 1. A nonroot vertex x is called *positive* if the path from 1 to x ends with an arc directed towards x , *negative* if that path ends with an arc directed away from x . Thus the example spider has positive vertices $\{2, 3, 5, 6, 9\}$ and negative vertices $\{4, 7, 8\}$.

Let us write $x \rightarrow^* y$ if there is a directed path from x to y in the digraph. Removing all vertices x such that $x \rightarrow^* 1$ disconnects the graph into a number of pieces having positive roots; in our example, the removal of $\{1, 8\}$ leaves three components rooted at $\{2, 6, 9\}$. We call these roots the *positive vertices near 1*, and we denote that set by U_1 . Similarly, the *negative vertices near 1* are obtained when we remove all vertices y such that $1 \rightarrow^* y$; the set of resulting roots, denoted by V_1 , is $\{4, 7, 8\}$ in our example, because we remove $\{1, 2, 3, 5, 6\}$.

The relevant bit patterns $a_1 \dots a_n$ for which $a_1 = 0$ are precisely those that we obtain if we set $a_j = 0$ whenever $j \rightarrow^* 1$ and if we supply bit patterns for each subs spider rooted at a vertex of U_1 . Similarly, the bit patterns for which $a_1 = 1$ are precisely those we obtain by setting $a_k = 1$ whenever $1 \rightarrow^* k$ and by supplying patterns for each subs spider rooted at a vertex of V_1 . Thus if n_k denotes the number of bit patterns for spider k , the total number of suitable patterns $a_1 \dots a_n$ is $\prod_{u \in U_1} n_u + \prod_{v \in V_1} n_v$.

The sets U_k and V_k of positive and negative vertices near k are defined in the same way for each spider k .

Every positive child of k appears in U_k , and every negative child appears in V_k . These are called the *principal* elements of U_k and V_k . Every nonprincipal member of U_k is a member of U_v for some unique principal vertex v of V_k . Similarly, every nonprincipal member of V_k is a member of V_u for some unique principal vertex u of U_k . For example,

the principal members of U_1 are 2 and 6; the other member, 9, belongs to U_8 , where 8 is a principal member of V_1 .

We will prove that the bit patterns $a_1 \dots a_n$ can always be arranged in a Gray path such that bit a_1 begins at 0 and ends at 1, changing exactly once. By induction, such paths exist for the n_u patterns in each spider u for $u \in U_1$. And we can combine such paths into a single path that passes through all of the $\prod_{u \in U_1} n_u$ ways to combine those patterns, using a reflected Gray code analogous to the output of *ebump* in Section 3 above. Thus, if we set $a_k = 0$ for all k such that $k \rightarrow^* 1$, we get a Gray path P_1 for all suitable patterns with $a_1 = 0$. Similarly we can construct a Gray path Q_1 for the $\prod_{v \in V_1} n_v$ suitable patterns with $a_1 = 1$. Thus, all we need to do is prove that it is possible to construct P_1 and Q_1 in such a way that the last pattern in P_1 differs from the first pattern of Q_1 only in bit a_1 . Then $G_1 = (P_1, Q_1)$ will be a suitable Gray path that solves our problem.

For example, consider the subspiders for $U_1 = \{2, 6, 9\}$ in the example spider. An inductive construction shows that they have respectively $(n_2, n_6, n_9) = (8, 3, 2)$ patterns, with corresponding Gray paths

$$\begin{aligned} G_2 &= 0000, 0001, 0101, 0100, 0110, 0111, 1111, 1101; \\ G_6 &= 00, 10, 11; \\ G_9 &= 0, 1. \end{aligned}$$

We obtain 48 patterns P_1 by setting $a_1 = a_8 = 0$ and using G_2 for $a_2 a_3 a_4 a_5$, G_6 for $a_6 a_7$, and G_9 for a_9 , taking care to end with $a_2 = a_6 = 1$. Similarly, the subspiders for $V_1 = \{4, 7, 8\}$ have $(n_4, n_7, n_8) = (2, 2, 3)$ patterns, and paths

$$\begin{aligned} G_4 &= 0, 1; \\ G_7 &= 0, 1; \\ G_8 &= 00, 01, 11. \end{aligned}$$

We obtain 12 patterns Q_1 by setting $a_1 = a_2 = a_3 = a_5 = a_6 = 1$ and using G_4 for a_4 , G_7 for a_7 , and G_8 for $a_8 a_9$, taking care to begin with $a_8 = 0$. Combining these observations, we see that P_1 should end with 011011100, and Q_1 should begin with 111011100.

In general, the last element of P_k and the first element of Q_k can be determined as follows: For all children j of k , set $a_j \dots a_{\text{scope}(j)}$ to the last element of the previously computed Gray path G_j if j is positive, or to the first element of G_j if j is negative. Then set $a_k = 0$ in P_k , $a_k = 1$ in Q_k . It is easy to verify that these rules make $a_j = 0$ whenever $j \rightarrow^* k$, and $a_j = 1$ whenever $k \rightarrow^* j$, for all j such that $k < j \leq \text{scope}(k)$. A reflected Gray code based on the paths G_u for $u \in U_k$ can be used to construct P_k ending at the transition values, having $a_k = 0$; and Q_k can be constructed from those starting values based on the paths G_v for $v \in V_k$, having $a_k = 1$. Thus we obtain a Gray path $G_k = (P_k, Q_k)$.

We have therefore constructed a Gray path for spider 1, proving that the spider-squishing problem has a solution when the underlying digraph is connected. To complete the construction for the general case, we can artificially ensure that the graph is connected by introducing a new vertex 0, with arcs from 0 to the roots of the components. Then P_0 will be the desired Gray path, if we suppress bit a_0 (which is zero throughout P_0).

5. Implementation via coroutines. By constructing families of sets U_k and V_k and identifying principal vertices in those sets, we have shown the existence of a Gray path for any given spider-squishing problem. Now let's make the proof explicit by constructing a family of coroutines that will generate the successive patterns $a_1 \dots a_n$ dynamically, as in the examples worked out in Sections 1–3 above.

First let's consider a basic substitution or “plug-in” operation that applies to coroutines of the type we are using. Consider the following coroutines X and Y :

```

Boolean coroutine  $X$ ;
  while true do begin
    while  $A$  do return true;
    return false;
    while  $B$  do return false;
    if  $C$  then return true;
  end;

Boolean coroutine  $Y$ ;
  while true do begin
    while  $X$  do return true;
    return  $Z$ ;
  end.

```

Here X is a more-or-less random coroutine that invokes three coroutines A , B , C ; coroutine Y has a special structure that invokes X and an arbitrary coroutine $Z \neq X, Y$. Clearly Y carries out essentially the same actions as the slightly faster coroutine XZ that we get from X by substituting Z wherever X returns *false*:

```

Boolean coroutine  $XZ$ ;
  while true do begin
    while  $A$  do return true;
    return  $Z$ ;
    while  $B$  do return  $Z$ ;
    if  $C$  then return true;
  end.

```

This plug-in principle applies in the same way whenever all **return** statements of X are either ‘**return true**’ or ‘**return false**’. And we could cast XZ into this same mold, if desired, by writing ‘**if** Z **then return true else return false**’ in place of ‘**return** Z ’.

In general we want to work with coroutines whose actions produce infinite sequences $\alpha_1, \alpha_2, \dots$ of period length $2M$, where $(\alpha_M, \dots, \alpha_{2M-1})$ is the reverse of $(\alpha_0, \dots, \alpha_{M-1})$, and where the coroutine returns *false* after producing α_t if and only if t is a multiple of M . The proof at the end of Section 2 shows that a construction like coroutine Y above, namely

```

Boolean coroutine  $A$ times $B$ ;
  while true do begin
    while  $B$  do return true;
    return  $A$ ;
  end

```

yields a coroutine that produces such sequences of period length $2MN$ from coroutines A and B of period lengths $2M$ and $2N$, when A and B affect disjoint bit positions of the output sequences.

The following somewhat analogous coroutine produces such sequences of period length $2(M + N)$:

```

Boolean coroutine AplusB;
  while true do begin
    while  $A$  do return true;
     $a[1] := 1$ ; return true;
    while  $B$  do return true;
    return false;
    while  $B$  do return true;
     $a[1] := 0$ ; return true;
    while  $A$  do return true;
    return false;
  end.

```

This construction assumes that A and B individually generate reflective periodic sequences α and β on bits $a_2 \dots a_n$, and that $\alpha_M = \beta_0$. The first half of *AplusB* produces

$$0\alpha_0, \dots, 0\alpha_{M-1}, 1\beta_0, \dots, 1\beta_{N-1},$$

and returns *false* after forming $1\beta_N$ (which equals $1\beta_{N-1}$). The second half produces the n -tuples

$$1\beta_N, \dots, 1\beta_{2N-1}, 0\alpha_M, \dots, 0\alpha_{2M-1},$$

which are the first $M + N$ outputs in reverse; then it returns *false*, after forming $0\alpha_{2M}$ (which equals $0\alpha_0$).

The coroutines that we need to implement spider squishing can be built up from variants of the primitive constructions for product and sum just mentioned. Consider the following coroutines $gen[1], \dots, gen[n]$, each of which receives an integer parameter l whenever being invoked:

```

Boolean coroutine  $gen[k](l)$ ; integer  $l$ ;
  while true do begin
    awake0: if  $maxu[k] \neq 0$  then while  $gen[maxu[k]](k)$  do return true;
     $a[k] := 1$ ; return true;
    asleep1: if  $maxv[k] \neq 0$  then while  $gen[maxv[k]](k)$  do return true;
    if  $prev[k] > l$  then return  $gen[prev[k]](l)$  else return false;
    awake1: if  $maxv[k] \neq 0$  then while  $gen[maxv[k]](k)$  do return true;
     $a[k] := 0$ ; return true;
    asleep0: if  $maxu[k] \neq 0$  then while  $gen[maxu[k]](k)$  do return true;
    if  $prev[k] > l$  then return  $gen[prev[k]](l)$  else return false;
  end.

```

Here $maxu[k]$ denotes the largest element of $U_k \cup \{0\}$, and $prev[k]$ is a function that we shall define momentarily. This function, like the sets U_k and V_k , is statically determined from the given totally acyclic digraph.

The idea of ‘ $prev$ ’ is that all elements of U_l can be listed as $u, prev[u], prev[prev[u]], \dots$, until reaching an element $\leq l$, if we start with $u = maxu[l]$. Similarly, all elements of V_l can be listed as $v, prev[v], prev[prev[v]], \dots$, while those elements exceed l , starting with $v = maxv[l]$. The basic meaning of $gen[k]$ with parameter l is to run through all bit patterns for the spiders $u \leq k$ in U_l , if k is a positive vertex, or for the spiders $v \leq k$ in V_l , if vertex k is negative.

The example spider of Section 4 will help clarify the situation. The following table shows the sets U_k, V_k , and a suitable function $prev[k]$, together with some auxiliary functions by which $prev[k]$ can be determined in general:

k	$scope(k)$	U_k	V_k	$prev[k]$	$ppro(k)$	$npro(k)$
1	9	{2, 6, 9}	{4, 7, 8}	0	1	0
2	5	{3, 5}	{4}	0	2	0
3	4	\emptyset	{4}	0	3	0
4	4	\emptyset	\emptyset	0	3	4
5	5	\emptyset	\emptyset	3	5	0
6	7	\emptyset	{7}	2	6	0
7	7	\emptyset	\emptyset	4	6	7
8	9	{9}	\emptyset	7	1	8
9	9	\emptyset	\emptyset	6	9	8

If u is a positive vertex, not a root, let v_1 be the parent of u . Then if v_1 is negative, let v_2 be the parent of v_1 , and continue in this manner until reaching a positive vertex v_t , the nearest positive ancestor of v_1 . We call v_t the *positive progenitor* of v_1 , denoted $ppro(v_1)$. The main point of this construction is that $u \in U_k$ if and only if k is one of the vertices $\{v_1, v_2, \dots, v_t\}$. Consequently

$$U_k = U_l \cap \{k, k+1, \dots, scope(k)\}$$

if l is the positive progenitor of k . Furthermore U_k and $U_{k'}$ are disjoint whenever k and k' are distinct positive vertices. Therefore we can define $prev[u]$ for all positive nonroots u as the largest element less than u in the set $U_k \cup \{0\}$, where $k = ppro(\text{parent}(u))$ is the positive progenitor of u 's parent.

Every element also has a negative progenitor, if we regard the dummy vertex 0 as a negative vertex that is parent to all the roots of the digraph. Thus we define $prev[v]$ for all negative v as the largest element less than v in the set $V_k \cup \{0\}$, where $k = npro(\text{parent}(v))$.

Notice that 9 is an element of both U_1 and U_8 in the example spider, so both $gen[9](1)$ and $gen[9](8)$ will be invoked at various times. The former will invoke $gen[6](1)$, which will invoke $gen[2](1)$; the latter, however, will merely flip bit a_9 on and off, because $prev[9]$ does not exceed 8. There is only one coroutine $gen[9]$; its parameter l is reassigned each time $gen[9]$ is invoked. (The two usages do not conflict, because $gen[9](1)$ is invoked only

when $a_1 = 0$, in which case $a_8 = 0$ and $gen[8]$ cannot be active.) Similarly, $gen[4]$ can be invoked with $l = 1, 2$, or 3 ; but in this case there is no difference in behavior because $prev[4] = 0$.

In order to see why $gen[k]$ works, let's consider first what would happen if its parameter l were ∞ , so that the test ' $prev[k] > l$ ' would always be false. In such a case $gen[k]$ is simply the *AplusB* construction applied to $A = gen[maxu[k]](k)$ and $B = gen[maxv[k]](k)$.

On the other hand when l is set to a number such that $k \in U_l$ or $k \in V_l$, the coroutine $gen[k]$ is essentially the *AtimesB* construction, because it results when $Z = gen[prev[k]](l)$ is plugged in to the instance of *AplusB* that we've just discussed. The effect is to obtain the Cartesian product of the sequence generated with $l = \infty$ and the sequence generated by $gen[prev[k]](l)$.

Thus we see that '**if** $maxu[k] \neq 0$ **then while** $gen[maxu[k]](k)$ **do return true**' generates the sequence P_k described in Section 4, and '**if** $maxv \neq 0$ **then while** $gen[maxv[k]](k)$ **do return true**' generates Q_k . It follows that $gen[k](\infty)$ generates the Gray path G_k . And we get the overall solution to our problem, path P_0 , by invoking the root coroutine $gen[maxu[0]](0)$.

Well, there is one hitch: Every time the *AplusB* construction is used, we must be sure that coroutines A and B have been set up so that the last pattern of A equals the first pattern of B . We shall deal with that problem in Section 6.

In the unconstrained case, when the given digraph has no arcs whatsoever, we have $U_0 = \{1, \dots, n\}$ and all other U 's and V 's are empty. Thus $prev[k] = k - 1$ for $1 \leq k \leq n$, and $gen[k](0)$ reduces to the coroutine *poke[k]* of Section 1.

If the given digraph is the chain $1 \rightarrow 2 \rightarrow \dots \rightarrow n$, the nonempty U 's and V 's are $U_k = \{k + 1\}$ for $0 \leq k < n$. Thus $prev[k] = 0$ for all k , and $gen[k](l)$ reduces to the coroutine *bump[k]* of Section 2. Similar remarks apply to *cobump*, *mbump*, and *ebump*.

If the given digraph is the fence $1 \rightarrow 2 \leftarrow 3 \rightarrow 4 \leftarrow \dots$, we have $U_k = \{k'\}$ and $V_k = \{k''\}$ for $1 \leq k < n$, where $(k', k'') = (k + 1, k + 2)$ if k is odd, $(k + 2, k + 1)$ if k is even, except that $U_{n-1} = \emptyset$ if n is odd, $V_{n-1} = \emptyset$ if n is even. Also $U_0 = \{1\}$. Therefore $prev[k] = 0$ for all k , and $gen[k](l)$ reduces to the coroutine *nudge[k]* of Section 3.

6. Launching. Ever since 1968, Section 1.4.2 of *The Art of Computer Programming* [9] has contained the following remark: "Initialization of coroutines tends to be a little tricky, although not really difficult." Perhaps that statement needs to be amended, from the standpoint of the coroutines considered here. We need to decide at which label each coroutine $gen[k]$ should begin execution when it is first invoked: *awake0*, *asleep1*, *awake1*, or *asleep0*. And our discussion in Sections 3 and 4 shows that we also need to choose the initial setting of $a_1 \dots a_n$ very carefully.

Let's consider the initialization of $a_1 \dots a_n$ first. The reflected Gray path mechanism that we use to construct the paths P_k and Q_k , as explained in Section 4, complements some of the bits. If, for example, $U_k = \{u_1, u_2, \dots, u_m\}$, where $u_1 < u_2 < \dots < u_m$, path P_k will contain $n_{u_1} n_{u_2} \dots n_{u_m}$ bit patterns, and the value of bit a_{u_i} at the end of P_k will equal the value it had at the beginning if and only if $n_{u_1} n_{u_2} \dots n_{u_{i-1}}$ is even. The reason is that subpath G_{u_i} is traversed $n_{u_1} n_{u_2} \dots n_{u_{i-1}}$ times, alternately forward and backward.

In general, let

$$\delta_{jk} = \prod_{\substack{u < j \\ u \in U_k}} n_u, \text{ if } j \in U_k; \quad \delta_{jk} = \prod_{\substack{v < j \\ v \in V_k}} n_v, \text{ if } j \in V_k.$$

Let α_{jk} and ω_{jk} be the initial and final values of bit a_j in the Gray path G_k for spider k , and let τ_{jk} be the value of a_j at the transition point (the end of P_k and the beginning of Q_k). Then $\alpha_{kk} = 0$, $\omega_{kk} = 1$, and the construction in Section 4 defines the values of α_{ik} , τ_{ik} , and ω_{ik} for $k < i \leq \text{scope}(k)$ as follows: Suppose i belongs to spider j , where j is a child of k .

- If j is positive, so that j is a principal element of U_k , we have $\tau_{ik} = \omega_{ij}$, since P_k ends with $a_j = 1$. Also $\alpha_{ik} = \omega_{ij}$ if δ_{jk} is even, $\alpha_{ik} = \alpha_{ij}$ if δ_{jk} is odd. If $k \rightarrow^* i$ we have $\omega_{ik} = 1$; otherwise i belongs to spider j' , where j' is a nonprincipal element of V_k . In the latter case $\omega_{ik} = \alpha_{ij'}$ if $\omega_{j'j} + \delta_{j'k}$ is even, otherwise $\omega_{ik} = \omega_{ij'}$. (This follows because $\omega_{j'j} = \tau_{j'k}$ and $\omega_{j'k} = (\tau_{j'k} + \delta_{j'k}) \bmod 2$.)
- If j is negative, so that j is a principal element of V_k , we have $\tau_{ik} = \alpha_{ij}$, since Q_k begins with $a_j = 0$. Also $\omega_{ik} = \alpha_{ij}$ if δ_{jk} is even, $\omega_{ik} = \omega_{ij}$ if δ_{jk} is odd. If $i \rightarrow^* k$ we have $\alpha_{ik} = 0$; otherwise i belongs to spider j' , where j' is a nonprincipal element of U_k . In the latter case $\alpha_{ik} = \alpha_{ij'}$ if $\alpha_{j'j} + \delta_{j'k}$ is even, otherwise $\alpha_{ik} = \omega_{ij'}$.

For example, when the digraph is the spider of Section 4, these formulas yield

k	n_k	Initial bits α_{jk}	Transition bits τ_{jk}	Final bits ω_{jk}
9	2	$a_9 = 0$	*	1
8	3	$a_8 a_9 = 00$	*1	11
7	2	$a_7 = 0$	*	1
6	3	$a_6 a_7 = 00$	*0	11
5	2	$a_5 = 0$	*	1
4	2	$a_4 = 0$	*	1
3	3	$a_3 a_4 = 00$	*0	11
2	8	$a_2 a_3 a_4 a_5 = 0000$	*111	1101
1	60	$a_1 a_2 \dots a_9 = 000001100$	*11011100	111111100

Suppose j is a negative child of k . If n_u is odd for all elements u of U_k that are less than j , then $\delta_{ij} + \delta_{ik}$ is even for all $i \in U_j$, and it follows that $\alpha_{ik} = \tau_{ij}$ for $j < i \leq \text{scope}(j)$. (If i is in spider j' , where $j' \in U_j \subseteq U_k$, then α_{ik} is $\alpha_{ij'}$ or $\omega_{ij'}$ according as $\alpha_{j'j} + \delta_{j'k}$ is even or odd, and τ_{ij} is $\alpha_{ij'}$ or $\omega_{ij'}$ according as $\alpha_{j'j} + \delta_{j'j}$ is even or odd; and we have $\delta_{j'k} \equiv \delta_{j'j} \pmod{2}$.) On the other hand, if n_u is even for some $u \in U_k$ with $u < j$, then δ_{ik} is even for all $i \in U_j$, and we have $\alpha_{ik} = \alpha_{ij}$ for $j < i \leq \text{scope}(j)$. This observation makes it possible to compute the initial bits $a_1 \dots a_n$ in $O(n)$ steps (see [13]).

The special nature of vertex 0 suggests that we define $\delta_{j0} = 1$ for $1 \leq j \leq n$, because we use path P_0 but not Q_0 . This convention makes each component of the digraph essentially independent. (Otherwise, for example, the initial setting of $a_1 \dots a_n$ would be $01 \dots 1$ in the trivial “poke” case when the digraph has no arcs.)

Once we know the initial bits, we start $\text{gen}[k]$ at label `awake0` if $a_k = 0$, at label `awake1` if $a_k = 1$.

7. Optimization. The coroutines $gen[1], \dots, gen[n]$ solve the general spider-squishing problem, but they might not run very fast. For example, the *bump* routine in Section 2 takes an average of about $n/2$ steps to decide which bit should be changed. We would much prefer to use only a bounded amount of time per bit change, on the average, and this goal turns out to be achievable if we optimize the coroutine implementation.

A brute-force implementation of the *gen* coroutines, using only standard features of Algol, can readily be written down based on an explicit stack and a switch declaration:

```

Boolean val; comment the current value being returned;
integer array stack[0 : 2 * n]; comment saved values of k and l;
integer k, l, s; comment the current coroutine, parameter, and stack height;
switch sw := p1, p2, p3, p4, p5, p6, p7, p8, p9, p10, p11;
integer array pos[0 : n]; comment coroutine positions;

  ⟨ Initialize everything ⟩;
p1: if maxu[k] ≠ 0 then begin
    invoke(maxu[k], k, 2);
  p2: if val then ret(1);
    end;
    a[k] := 1; val := true; ret(3);
  p3: if maxv[k] ≠ 0 then begin
    invoke(maxv[k], k, 4);
  p4: if val then ret(3);
    end;
    if prev[k] > l then begin
      invoke(prev[k], l, 5);
  p5: ret(6);
    end
    else begin val := false; ret(6); end;
  p6: if maxv[k] ≠ 0 then begin
    invoke(maxv[k], k, 7);
  p7: if val then ret(6);
    end;
    a[k] := 0; val := true; ret(8);
  p8: if maxu[k] ≠ 0 then begin
    invoke(maxu[k], k, 9);
  p9: if val then ret(8);
    end;
    if prev[k] > l then begin
      invoke(prev[k], l, 10);
  p10: ret(1);
    end
    else begin val := false; ret(1); end;
p11: ⟨ Actions of the driver program when k = 0 ⟩;

```

Here $invoke(newk, newl, j)$ is an abbreviation for

$$\begin{aligned} pos[k] &:= j; & stack[s] &:= k; & stack[s+1] &:= l; & s &:= s+2; \\ k &:= newk; & l &:= newl; & \mathbf{go\ to} & sw[pos[k]] \end{aligned}$$

and $ret(j)$ is an abbreviation for

$$\begin{aligned} pos[k] &:= j; & s &:= s-2; \\ l &:= stack[s+1]; & k &:= stack[s]; & \mathbf{go\ to} & sw[pos[k]]. \end{aligned}$$

We can streamline the brute-force implementation in several straightforward ways. First we can use a well-known technique to simplify the “tail recursion” that occurs when $invoke$ is immediately followed by ret (see [11, example 6a]): The statements ‘ $invoke(prev[k], l, 5)$; p5: $ret(6)$ ’ can, for example, be replaced by

$$pos[k] := 6; \quad k := prev[k]; \quad \mathbf{go\ to} \quad sw[pos[k]].$$

An analogous simplification is possible for the constructions of the form ‘**while** A **do return true**’ that occur in $gen[k]$. For example, we could set things up so that coroutine A removes *two* pairs of items from the stack when it returns with $val = true$, if we first set $pos[k]$ to the index of a label that follows the **while** statement. More generally, if coroutine A itself is also performing such a **while** statement, we could allow **return** statements to remove even more than two pairs of stack items at a time. Details are left to the reader.

8. The active list. The gen coroutines of Section 5 perform $O(n)$ operations per bit change, as they pass signals back and forth, because each coroutine carries out at most two lines of its program. This upper bound on the running time cannot be substantially improved, in general. For example, the *bump* coroutines of Section 2 typically need to interrogate about $\frac{1}{2}n$ trolls per step; and it can be shown that the *nudge* coroutines of Section 3 typically involve action by about cn trolls per step, where $c = (5 + \sqrt{5})/10 \approx 0.724$. (See [9, exercise 1.2.8–12].)

Using techniques like those of Section 7, however, the gen coroutines can always be transformed into a procedure that performs only $O(1)$ operations per bit change, amortized over all the changes. A formal derivation of such a transformation is beyond the scope of the present paper, but we will be able to envision it by considering an informal description of the algorithm that results.

The key idea is the concept of an *active list*, which encapsulates a given stage of the computation. The active list is a sequence of nodes that are either awake or asleep. If j is a positive child of k , node j is in the active list if and only if $k = 0$ or $a_k = 0$; if j is a negative child of k , it is in the active list if and only if $a_k = 1$.

Examples of the active list in special cases have appeared in the tables illustrating *bump* in Section 2 and *nudge* in Section 3. Readers who wish to review those examples will find that the numbers listed there do indeed satisfy these criteria. Furthermore, a node number has been underlined when that node is asleep; bit a_j has been underlined if and only if j is asleep and in the active list.

Initially $a_1 \dots a_n$ is set to its starting pattern as defined in Section 6, and all elements of the corresponding active list are awake. To get to the next bit pattern, we perform the following actions:

- 1) Let k be the largest nonsleeping node on the active list, and wake up all nodes that are larger. (If all elements of the active list are asleep, they all wake up and no bit change is made; this case corresponds to $gen[maxu[0]](0)$ returning *false*.)
- 2) If $a_k = 0$, set a_k to 1, delete k 's positive children from the active list, and insert k 's negative children. Otherwise set a_k to 0, insert the positive children, and delete the negative ones. (Newly inserted nodes are awake.)
- 3) Put node k to sleep.

Again the reader will find that the *bump* and *nudge* examples adhere to this discipline.

If we maintain the active list in order of its nodes, the amortized cost of these three operations is $O(1)$, because we can charge the cost of inserting, deleting, and awakening node k to the time when bit a_k changes. Steps (1) and (2) might occasionally need to do a lot of work, but this argument proves that such difficult transitions must be rare.

Let's consider the spider of Section 4 one last time. The 60 bit patterns that satisfy its constraints are generated by starting with $a_1 \dots a_9 = 000001100$, as we observed in Section 6, and the Gray path G_1 begins as follows according to the active list protocol:

000001100	1235679
00000110 <u>1</u>	1235679
000001 <u>0</u> 01	1235679
000001 <u>0</u> 00	1235679
00000 <u>0</u> 000	123569
00000 <u>0</u> 00 <u>1</u>	123569
0000 <u>1</u> 0001	123569
0000 <u>1</u> 000 <u>0</u>	123569
0000 <u>1</u> 1000	1235679

(Notice how node 7 becomes temporarily inactive when a_6 becomes 0.) The most dramatic change will occur after the first $n_2 n_6 n_9 = 48$ patterns, when bit a_1 changes as we proceed from path P_1 to path Q_1 :

0 <u>1</u> 1011 <u>1</u> 00	1 <u>2</u> 4679
<u>1</u> 11011100	<u>1</u> 4789

(The positive children 2 and 6 have been replaced by the negative child 8.) Finally, after all 60 patterns have been generated, the active list will be 14789 and $a_1 \dots a_9$ will be 111111100. All active nodes will be napping, but when we wake them up they will be ready to regenerate the 60 patterns in reverse order.

It should be clear from these examples, and from a careful examination of the *gen* coroutines, that steps (1), (2), and (3) faithfully implement those coroutines in an efficient iterative manner.

9. Additional optimizations. The algorithm of Section 8 can often be streamlined further. For example, if j and j' are consecutive positive children of k and if V_j is empty,

then j and j' will be adjacent in the active list whenever they are inserted or deleted. We can therefore insert or delete an entire family en masse, in the special case that all nodes are positive, if the active list is doubly linked. This important special case was first considered by Koda and Ruskey [14]; see also [12, Algorithm 7.2.1.1K].

Further tricks can in fact be employed to make the active list algorithm entirely *loopless*, in the sense that $O(1)$ operations are performed between successive bit changes in *all* cases—not only in an average, amortized sense. One idea, used by Koda and Ruskey in the special case just mentioned, is to use “focus pointers” to identify the largest nonsleeping node (see [7] and [12, Algorithm 7.2.1.1L]). Another idea, which appears to be necessary when both positive and negative nodes appear in a complex family, is to perform lazy updates to the active list, changing links only gradually but before they are actually needed. Such a loopless implementation, which moreover needs only $O(n)$ steps to initialize all the data structures, is described fully in [13]. It does not necessarily run faster than a more straightforward amortized $O(1)$ algorithm, from the standpoint of total time on a sequential computer; but it does prove that a strong performance guarantee is achievable, given any totally acyclic digraph.

10. Conclusions and acknowledgements. We have seen that a systematic use of co-operating coroutines leads to a generalized Gray code for generating all bit patterns that satisfy the ordering constraints of any totally acyclic digraph. Furthermore those coroutines can be implemented efficiently, yielding an algorithm that is faster than previously known methods for that problem. Indeed, the algorithm is optimum, in the sense that its running time is linear in the number of outputs.

Further work is clearly suggested in the heretofore neglected area of coroutine transformation. For example, we have not discussed the implementation of coroutines such as

```

Boolean coroutine copoke[ $k$ ];
while true do begin
  if  $k < n$  then while copoke[ $k + 1$ ] do return true;
   $a[k] := 1 - a[k]$ ; return true;
  if  $k < n$  then while copoke[ $k + 1$ ] do return true;
  return false;
end.

```

These coroutines, which are to be driven by repeatedly calling *copoke*[1], generate Gray binary code, so their effect is identical to repeated calls on the coroutine *poke*[n] in Section 2. But *copoke* is much less efficient, since *copoke*[1] always invokes *copoke*[2], \dots , *copoke*[n] before returning a result. Although these *copoke* coroutines look superficially similar to *gen*, they are not actually a special case of that construction. A rather large family of coroutine optimizations seems to be waiting to be discovered and to be treated formally.

Another important open problem is to discover a method that generates the bit patterns corresponding to an *arbitrary* acyclic digraph, with an amortized cost of only $O(1)$ per pattern. The best currently known bound is $O(\log n)$, due to M. B. Squire [17]; see also [16, Section 4.11.2]. There is always a listing of the relevant bit patterns in which at most two bits change from one pattern to the next [15, Corollary 1].

The first author thanks Ole-Johan Dahl for fruitful collaboration at the University of Oslo during 1972–1973 and at Stanford University during 1977–1978; also for sharing profound insights into the science of programming and for countless hours of delightful four-hands piano music over a period of more than 30 years. The second author thanks Malcolm Smith and Gang (Kenny) Li for their help in devising early versions of algorithms for spider-squishing during 1991 and 1995, respectively. Both authors are grateful to Stein Krogdahl and to an anonymous referee, whose comments on a previous draft of this paper have led to substantial improvements.

References

- [1] M. Clint, “Program proving: Coroutines,” *Acta Informatica* **2** (1977), 50–63.
- [2] Melvin E. Conway, “Design of a separable transition-diagram compiler,” *Communications of the ACM* **6** (1963), 396–408.
- [3] Ole-Johan Dahl, Bjørn Myhrhaug, and Kristen Nygaard, *SIMULA-67 Common Base Language*, Publication S-2 (Oslo: Norwegian Computing Center, 1968), 141 pages. Revised edition, Publication S-22 (1970), 145 pages. Third revised edition, Report number 725 (1982), 127 pages.
- [4] Ole-Johan Dahl and C. A. R. Hoare, “Hierarchical program structures,” in *Structured Programming* (Academic Press, 1972), 175–220.
- [5] Ole-Johan Dahl, *Syntaks og Semantikk i Programmeringsspråk* (Lund: Studentlitteratur, 1972), 103 pages.
- [6] Ole-Johan Dahl, “An approach to correctness proofs of semicoroutines,” Research Report in Informatics, Number 13 (Blindern, Norway: University of Oslo, 1977), 20 pages.
- [7] Gideon Ehrlich, “Loopless algorithms for generating permutations, combinations and other combinatorial configurations,” *Journal of the Association for Computing Machinery* **20** (1973), 500–513.
- [8] Robert W. Floyd, “The syntax of programming languages — A survey,” *IEEE Transactions on Electronic Computers* **EC-13** (1964), 346–353.
- [9] Donald E. Knuth, *Fundamental Algorithms*, Volume 1 of *the Art of Computer Programming* (Reading, Massachusetts: Addison–Wesley, 1968). Third edition, 1997.
- [10] Donald E. Knuth, *Selected Topics in Computer Science, Part II*, Lecture Note Series, Number 2 (Blindern, Norway: University of Oslo, Institute of Mathematics, August 1973). See page 3 of the notes entitled “Generation of combinatorial patterns: Gray codes.”
- [11] Donald E. Knuth, “Structured programming with **go to** statements,” *Computing Surveys* **6** (December 1974), 261–301. Reprinted with revisions as Chapter 2 of *Literate Programming* (Stanford, California: Center for the Study of Language and Information, 1992).
- [12] Donald E. Knuth, “Generating all n -tuples,” Section 7.2.1.1 of *The Art of Computer Programming*, Volume 4 (Addison–Wesley), in preparation. Preliminary excerpts of this material are available at <http://www-cs-faculty.stanford.edu/~knuth/news01.html>. ■
- [13] Donald E. Knuth, SPIDERS, a program downloadable from the website <http://www-cs-faculty.stanford.edu/~knuth/programs.html>.

- [14] Yasunori Koda and Frank Ruskey, “A Gray code for the ideals of a forest poset,” *Journal of Algorithms* **15** (1993), 324–340.
- [15] Gara Pruesse and Frank Ruskey, “Gray codes from antimatroids,” *Order* **10** (1993), 239–252.
- [16] Frank Ruskey, *Combinatorial Generation* [preliminary working draft]. Department of Computer Science, University of Victoria, Victoria B.C., Canada (1996).
- [17] Matthew Blaze Squire, *Gray Codes and Efficient Generation of Combinatorial Structures*. Ph.D. dissertation, North Carolina State University (1995), x + 145 pages.
- [18] George Steiner, “An algorithm to generate the ideals of a partial order,” *Operations Research Letters* **5** (1986), 317–320.
- [19] Leonard I. Vanek and Rudolf Marty, “Hierarchical coroutines: A method for improved program structure,” *Proceedings of the 4th International Conference on Software Engineering* (Munich, 1979), 274–285.
- [20] Arne Wang and Ole-Johan Dahl, “Coroutine sequencing in a block-structured environment,” *BIT* **11** (1971), 425–449.