

III CONGRESO COLOMBIANO Y I CONFERENCIA ANDINA INTERNACIONAL DE INVESTIGACIÓN DE
OPERACIONES

A CARTOGRAPHY FOR 2x2 SYMMETRIC GAMES

UNA CARTOGRAFÍA PARA LOS JUEGOS SIMÉTRICOS DE 2x2

Álvaro Francisco Huertas-Rosero

Universidad de los Andes, Bogotá, Colombia
ahuertas@uniandes.edu.co

RESUMEN

Se propone una representación bidimensional del espacio de juegos simétricos de 2x2 en su representación estratégica. Esta representación provee una herramienta para la clasificación de los juegos simétricos de 2x2, cuantificación de la fracción que tiene una cierta característica, y predicciones sobre los cambios en las características de un juego cuando se realizan cambios en la matriz de ganancia que lo define.

ABSTRACT

A bidimensional representation of the space of 2x2 Symmetric Games in the strategic representation is proposed. This representation provides a tool for the classification of 2x2 symmetric games, quantification of the fraction of them having a certain feature, and predictions of changes in the characteristics of a game when a change is done on the payoff matrix that defines it.

PALABRAS CLAVE

2x2 games, Strategic Representation, Classification of Games

1 INTRODUCTION

There is a large amount of investigation on dynamic models based on 2x2 symmetric nonzero-sum games Lewontin (1961), Vaughan (1995), where a certain payoff, and some times some uncertainty on it Matsushima (1998) is chosen to construct the model. The features of the static games defined by the payoff matrices are very important in these dynamic models Marshall (2003), but so far we lack a complete cartography of the space of possible payoff matrices to guide our selection for a certain model.

2 SYMMETRIC 2x2 GAMES IN THE STRATEGIC FORM

Among the nonzero sum games, the most simple kind of game is probably the 2x2 symmetric with imperfect information. And the most simple way to represent it is the strategic form introduced in von Neumann and Morgenstern (1944).

$$\mathcal{D} = (\{A, B\}, \{0, 1\} \otimes \{0, 1\}, \$_A : \{0, 1\} \otimes \{0, 1\} \rightarrow \mathbb{R}, \$_B : \{0, 1\} \otimes \{0, 1\} \rightarrow \mathbb{R}) \quad (1)$$

where \mathcal{D} represents the game, $\{A, B\}$ is the set of players, $\{0, 1\}$ is the space of strategies of any of the players, and the composite space $\{0, 1\} \otimes \{0, 1\}$ is the space of *positions*. $\$_A$ and $\$_B$ are the payoff function for the two players. This is a function that goes from the space of positions to some ordered set, which is generally \mathbb{Z} , the set of the integer numbers. These payoff functions are sometimes referred as *payoff matrices*, taking the labels of the strategies as indexes

$$(\mathbb{P}_A)_{ij} = \$_A(i, j) \quad (2)$$

In symmetric games, there is a symmetry condition on the payoffs, which ensures equality of conditions for the two players Weibull (1996). If we interchange players, both the indexes i, j are interchanged, and the payoff matrices $\mathbb{P}_A, \mathbb{P}_B$ are interchanged.

$$\mathbb{P}_A = (\mathbb{P}_B)^t \quad (3)$$

3 ESSENTIAL AND UNESSENTIAL FEATURES IN THE PAY-OFF BIMATRIX

An acceptable payoff can be defined in any set with an order relation Heap and Varoufakis (1995), but it proves to be very useful to define it within a compact set. If we assign a numerical payoff to both players in every choice situation, we need 8 numbers. The condition of symmetry reduces them to 4. But as it was stated in Harsanyi (1980) and Luce and Raiffa (1965), the properties of the game cannot depend either on the value of payoff represented by number 0 (additive invariance), or an overall factor in the scale

of payoffs shared by both players (scale invariance). There are, then, two parameters that can be ruled out, and we are left with only **two numbers**.

Let's represent the payoff matrices for A and B in the following way:

$$\mathbb{P}_A = \begin{pmatrix} a & b \\ c & d \end{pmatrix} \quad \mathbb{P}_B = \begin{pmatrix} a & c \\ b & d \end{pmatrix} \quad (4)$$

The mean of this numbers is irrelevant (additive invariance), so can subtract it from the four parameters (that is $a' = a - \frac{1}{4}(a + b + c + d)$) and the properties of the game are preserved.

We can also use the scale invariance to take rid of the overall scale considering (a', b', c', d') as a vector in \mathbb{R}^4 and normalizing. ($a'' = a' / \text{norm}(a', b', c', d')$).

To make the two relevant parameters explicit, we choose a SO(4) transformation wich takes a'' into $\frac{1}{2}(a'' + b'' + c'' + d'')$ wich we know is always zero, and get, for example, these new parameters:

$$(G_0, G_A, G_B, G_{AB}) = (a, b, c, d) \frac{1}{2} \begin{pmatrix} 1 & 1 & 1 & 1 \\ 1 & 1 & -1 & -1 \\ 1 & -1 & 1 & -1 \\ 1 & -1 & -1 & 1 \end{pmatrix} \quad (5)$$

As it was stated above, G_0 is allways zero, but G_A is the difference between the expected payoffs of each player if *the other* player chooses 0 y 1 with equal probability. G_B is the difference in *the other player's* payoffs if each player plays an uniform distribution of probabilities 0 and 1. G_{AB} is the payoff difference between the two symmetric situations (A choosing the same as B)

4 GEOMETRIC REPRESENTATION

Normalization made the vector (G_A, G_B, G_{AB}) unitary, and therefore we have a representation of the space of relevant parameters as the surface of a sphere.

The conditions for the existence of Nash equilibria and Pareto Optimal conditions are sets of inequalities involving these three parameters. Each inequality defines a plane in the parameter state that cuts the sphere in a certain way.

Every possible game in the considered type, defined by a payoff matrix, has a “normalized” representative in the surface of the sphere (except for the trivial one with the same payoff for any situation). **The fraction of surface of the unit sphere enclosed by the planes corresponding to the conditions is exactly the fraction of the possible games set wich fulfills those conditions.**

5 NASH EQUILIBRIA (NE)

The definition for a Nash Equilibrium (NE from now on) is simple: if both player decrease their payoff departing individually from a certain choice condition, then this condition is a NE.?)

For example, the position (i^*, j^*) is a NE iff:

$$\forall (k, l) \in \{positions\} \quad \mathbb{P}_{i^*j^*} \geq \mathbb{P}_{kj^*} \quad and \quad \mathbb{P}_{i^*j^*} \geq \mathbb{P}_{i^*l} \quad (6)$$

In a symmetric game, the existence of a pure strategy NE is guaranteed Owen (1968a), and this makes things easier. A Pure strategy Nash Equilibrium will correspond to a maximum payoff in a column of player A's payoff matrix and a maximum payoff in a row of player B's payoff matrix. In terms of the parameters defined in 5:

$$\begin{aligned} (-1)^i (G_A + (-1)^j G_{AB}) &\geq 0 \\ (-1)^j (G_A + (-1)^i G_{AB}) &\geq 0 \end{aligned} \quad (7)$$

Where the indexes i and j can take values within the set of strategies $\{0, 1\}$. A remarkable feature of these conditions is that they only involve the parameters G_A and G_{AB} . They are completely insensitive to G_B , the average difference in payoff owed to a change in the *other player* strategy.

5.1 Symmetric positions

For the symmetric positions ($i=j$) it is easily seen that both conditions are the same:

$$(-1)^i (G_A + (-1)^i G_{AB}) \geq 0 \quad (8)$$

This condition will be fulfilled for half the possible games, for it defines a plane that cuts the sphere in two halves, both for $(1-i)(1-j) = 1$ and $ij = 1$. The planes defined by the condition "00 is NE" and "11 is NE" are orthogonal, and that allows us to infer that $\frac{1}{4}$ of the games will have only (0,0) as a Nash equilibrium, $\frac{1}{4}$ of the games will have (1,1) as a Nash equilibrium and $\frac{1}{4}$ of the games will have *both positions* as Nash equilibria.

5.2 Nonsymmetric positions

For nonsymmetric positions 01 and 10 the conditions 7 are different ($s_1 = 1, s_2 = -s_3$) from each other, and define, again, perpendicular planes:

$$\begin{aligned} (-1)^i G_A - G_{AB} &\geq 0 \\ (-1)^j G_A - G_{AB} &\geq 0 \end{aligned} \quad (9)$$

However, the conditions are identical for position 01 and for position 10. This means that **If one nonsymmetric position is NE, the other is NE too.**

5.3 ZONES IN THE G SPACE

In figure 1 three zones in the space of parameters G_{AB} and G_A are shown that are separated by the Nash Equilibrium Conditions.

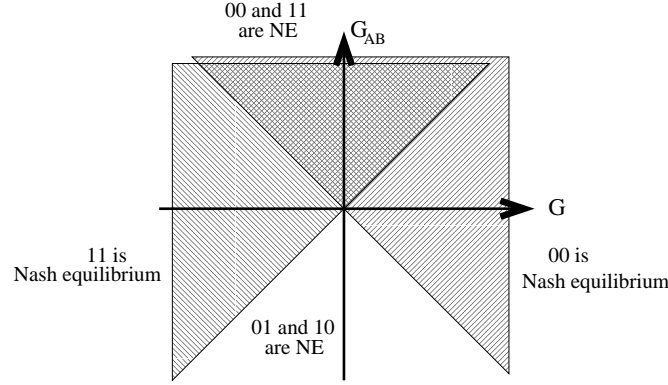


Figure 1: Zones with different NE in the G parameters space

6 PARETO OPTIMAL POSITIONS (PO)

A position is Pareto-optimal (PO from now on) when each player can improve his payoff, but doing so, he diminishes the other player's payoff Owen (1968b).

One of the conditions for a certain choice situation to be a PO is clearly that **it is not a NE**. The other, concerning the other player's payoff maximization, can be viewed as the NE condition on the *transposed* payoff matrix. Transposing payoff matrix amounts to interchanging G_A and G_B , so we already have them:

$$\begin{aligned} s_1 G_B + s_2 G_{AB} &\geq 0 \\ s_1 G_B + s_3 G_{AB} &\geq 0 \end{aligned} \tag{10}$$

6.1 The geometric complete picture

NE conditions generates planes defined by $(G_A \pm G_{AB} = 0)$, and OP conditions generate planes defined by $(G_B \pm G_{AB} = 0)$. To achieve some symmetry in our partition of the sphere we need to cut the sphere with the plane $(G_A \pm G_B = 0)$ as well. This involves comparing one diagonal element of the payoff matrix with the other diagonal element, and comparing one nondiagonal element with the other nondiagonal element.

We cut the sphere with three pairs of orthogonal planes, getting 24 identical regions, which will allow us to compute easily the fraction of the sphere corresponding to certain

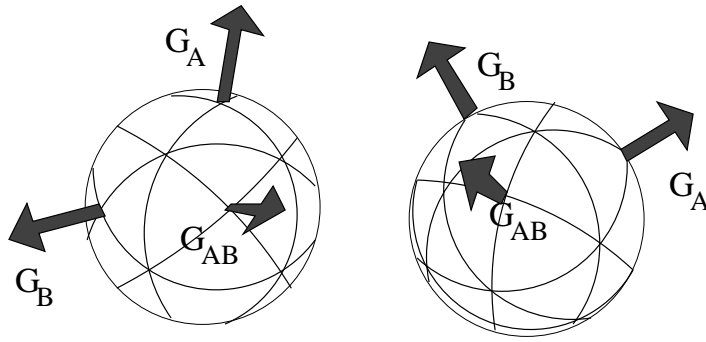


Figure 2: Partition of the unit sphere

set of such NE or PO conditions. Every region of the sphere characterized by NE and OP conditions will be conformed by some of these 24 small curve “triangles”, which we will call *elementary regions* from now on. They are shown in figure 2.

If we choose the greatest absolute value as the norm instead of the euclidean norm, the space of possible games is projected into the **surface of the unit cube**.

The Nash and Pareto conditions will cut this cube in a very symmetrical way, as they did to the sphere. It becomes apparent then that all the elementary regions are alike. In figure 3 this partition of the cube is shown, together with the unfolded surface as it is going to be presented later. In the central square $G_{AB} > 0$, while in the square formed by the four extreme triangles of the unfolded cube $G_{AB} < 0$.

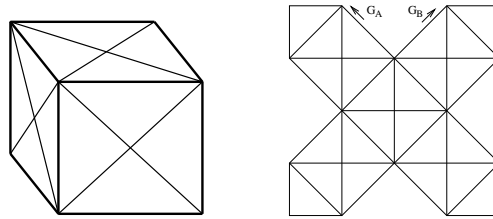


Figure 3: Partition of the unit cube, and its unfolded form

7 A classification of 2x2 nonzero sum symmetric games

We can see the EN conditions affecting G_{AB} and G_A and the PO conditions affecting G_{AB} and G_B as classification criteria, meaning the following for a certain position:

- If the position is NE it means that each player gets a maximum payoff **for himself**.
- If the position is PO it means that each player produces a maximum payoff **for the other player**.

The importance of the first criteria is evident by itself, but the other criteria becomes important in cooperative game Owen (1968c) where players are allowed to interact before choosing, or in dynamic games, where in some cases players learn that it can be advantageous to behave “generously” Possajennikov (2002).

Normally the PO definition includes the inverse of the NE condition (the PO payoff must be susceptible to be raised by any player) Owen (1968b). But here we are going to try a less restrictive approach, taking the conditions on the transpose of the payoff matrices as *independent* from the conditions of the actual payoff matrix.

Using these NE and PO conditions independently we can assign each region of the sphere a certain kind of game. The NE and PO planes cut the sphere into 12 regions, with 3 different sizes. There are 8 triangular (elementary) regions covering each $\frac{1}{24}$ of the sphere, 4 bigger triangular regions covering each $\frac{1}{12}$ of the sphere (conformed by two elementary regions), and 2 square regions covering each $\frac{1}{6}$ of the sphere, conformed by 4 elementary regions.

The labeling of strategies 0 and 1, on the other hand, is arbitrary, and only diagonal (symmetric) and nondiagonal (nonsymmetric) positions are distinguishable (if the game is symmetric, this is a natural distinction). Then we would have 9 kinds of games, the same result obtained by Rapoport and Guyer (1978) and Robinson (1998) for symmetric games.

It can be wise, however, to discriminate whether a certain diagonal PO position (pure or mixed) have higher or lower payoff than a certain NE position. This gives us 12 kinds of games.

7.1 ORDER GRAPHS

In a taxonomy of 2x2 games Rapoport and Guyer (1978), a very useful graph was proposed, where all the possible outcomes of payoffs of the players are plotted, payoff of A vs. payoff of B.

From these an order graph can be constructed that allows to find Nash Equilibrium and Pareto optimal positions, as is shown in Robinson (1998). It can therefore be used as a classification scheme for strictly-ordered-payoff games (where there are no two equal elements in the payoff matrix).

To construct an order graph, the four points corresponding to the four positions are connected with arrows when a player can unilaterally shift from one to other, and the arrows point in the direction where the payoff is higher for the involved player.

If A's payoff is plotted in the Y axis, then A's arrows point always upwards and B's arrows point always to the right. Doing so, we get an **order graph**. In this order graph, a **Nash Equilibrium is a point where all the adjacent arrows point at**.

To find PO we draw arrows that point in the direction where the **other player's** payoff is increased. We will call these arrows *Pareto arrows*. The points fulfilling PC are the points where the Pareto arrows converge. Conversely, we will call the arrows pointing in the direction where the own payoff increases *Nash arrows*.

As an example, the payoff matrix for the Prisoner's Dilemma is given by:

$$\begin{array}{cc}
 & \begin{array}{cc} \text{B confesses} & \text{B accuses A} \end{array} \\
 \begin{array}{c} \text{A confesses} \\ \text{A accuses B} \end{array} & \begin{pmatrix} \text{Moderate sentence} & \text{Severee sentence} \\ \text{Freedom} & \text{Lifetime sentence} \end{pmatrix}
 \end{array} \quad (11)$$

In figure 4 the order graph for this game is presented, where L=lifetime, S=severe, M=moderate and F=freedom.

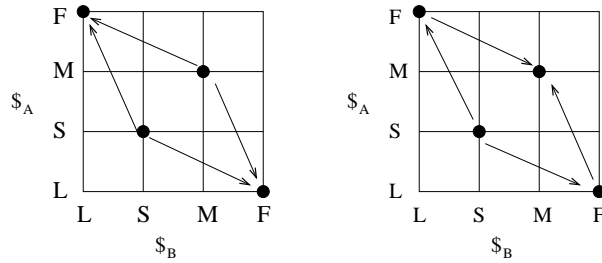


Figure 4: Order Graph for the Prisoner's dilemma with Nash arrows and Pareto arrows

If we transpose the payoff matrix, the Nash arrows turn into Pareto arrows, and we get a different game. When we transpose, the axis are interchanged in the graphs, and only **arrows with negative slope** change their direction. All the information we need to characterize a game is in the Nash arrows. Moreover, if we mark the NE, we can infer the directions of the arrows, and the game is completely determined.

For example: Let's consider a game with payoff matrix $\begin{pmatrix} 4 & 5 \\ 1 & 0 \end{pmatrix}$ similar to the "Chicken Game". In figure 5 we show the Robinson graphs for the game and its transposed-matrix game, and a simplified version of both graphs.

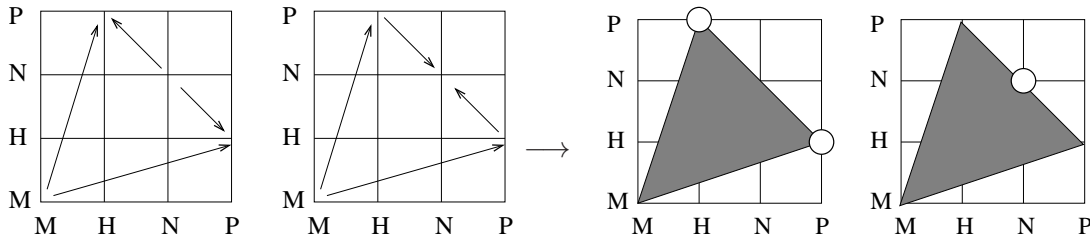


Figure 5: Simplified Robinson Diagrams

8 A LIST OF 2x2 NONZERO-SUM SYMMETRIC GAMES

In this work, a classification for these games is proposed where, as a first criterion, the diagonal and non-diagonal NE are counted, resulting in three categories:

- Games with one diagonal NE (table 1)
- Games with two diagonal NE (table 2)
- Games with two non-diagonal NE (table 3)







PO	$\$_{NE(diag)} > \$_{PO}?$	# Triangles	Fraction	Diagram	examples
is NE	—	4	$\frac{1}{6}$		Cholesterol: friend or foe* Ratliff (2003) $\begin{pmatrix} 4 & 2 \\ 3 & 1 \end{pmatrix}$
not NE	Yes	2	$\frac{1}{12}$		Hershey's kisses Dehejla (2003), Deadlock Flitney and Abbot (2003) $\begin{pmatrix} 3 & 4 \\ 1 & 2 \end{pmatrix}$
not NE	No	2	$\frac{1}{12}$		Prisoner's Dilemma Morris (1994) $\begin{pmatrix} 3 & 1 \\ 4 & 2 \end{pmatrix}$
Two†	Yes	3	$\frac{1}{8}$	 	$\begin{pmatrix} 4 & 5 \\ 2 & 1 \end{pmatrix}$ $\begin{pmatrix} 5 & 4 \\ 1 & 2 \end{pmatrix}$
Two†	No	1	$\frac{1}{24}$		$\begin{pmatrix} 3 & 5 \\ 2 & 1 \end{pmatrix}$

Table 1: Games with one diagonal NE

Games with only one NE (table 1) are maybe the most studies among 2x2 symmetric games. That is the reason for having three examples in table 1 with an own name.

* †

Games with two diagonal NE (table 2) have only one interesting feature: the equilibrium choice dilemma. There is, moreover, one only kind of games within this category.

Games with two nondiagonal equilibria (table 3) are interesting mainly because the equilibrium choice dilemma is solvable by using *mixed strategies*. These games have a stable mixed strategy NE. In this category we find the famous “Chicken Game”

***Cholesterol: friend or foe** is a game where the expected payoff matrix depends of a probability, and can change between two extreme scenarios. The game referred corresponds to one of those scenarios.

†If **two PO** exist in these games, they can be both diagonal and non-diagonal. In the first case, the PO position to be compared with the NE is the one that is not a NE, and in the second case what we compare is a *mixed strategies* PO.


PO	# Triangles	Fraction	Diagram	Example
Both NE	6	$\frac{1}{4}$		Pareto Coordination Game* GameTheory.net (2003) $\begin{pmatrix} 4 & 1 \\ 2 & 3 \end{pmatrix}$ $\begin{pmatrix} 5 & 1 \\ 4 & 3 \end{pmatrix}$

Table 2: Games with two diagonal NE




PO	$\$NE(mixed) > \$PO?$	# Triangles	Fraction	Diagram	examples
One	Yes	1	$\frac{1}{24}$		$\begin{pmatrix} 3 & 2 \\ 5 & 1 \end{pmatrix}$
One	No	1	$\frac{1}{24}$		Chicken Game Dehejla (2003) $\begin{pmatrix} 4 & 2 \\ 5 & 1 \end{pmatrix}$
Two	—	4	$\frac{1}{6}$		$\begin{pmatrix} 2 & 3 \\ 4 & 1 \end{pmatrix}$

Table 3: Games with two non-diagonal NE

9 CONCLUSIONS

The whole classification of games proposed here can be represented in a map of the games as that shown in figure 6. This is a scheme of all triangular regions of the unfolded unit cube where the G parameters of the payoff matrices can be projected.

To help the using of the map, some “canonical” payoff matrices are shown in the vertexes of the triangles. Any payoff matrix can thus be decomposed in a trivial part (a matrix with all its entries identical) and a convex combination of the canonical matrices in the vertexes of the corresponding triangle.

The point in the unit cube representing a certain payoff matrix will be nearer to the vertex whose canonical matrix has a larger quoefficient in the decomposition. The distance from each vertex is inversely proportional to the decomposition quoefficient, even though there is an irrelevant overall scale.

Among the uses we can find for the map, the following are the most obvious:

- Compute the fraction of games having a certain feature.
- Check which changes in a payoff matrix can change the features of the game, and how such features change.
- Find easily a payoff matrix to define a game with certain characteristics.

A good example to illustrate the use of the map in figure 6 is the game “Cholesterol: friend or foe”. This game have a payoff matrix that is a convex combination of two payoff

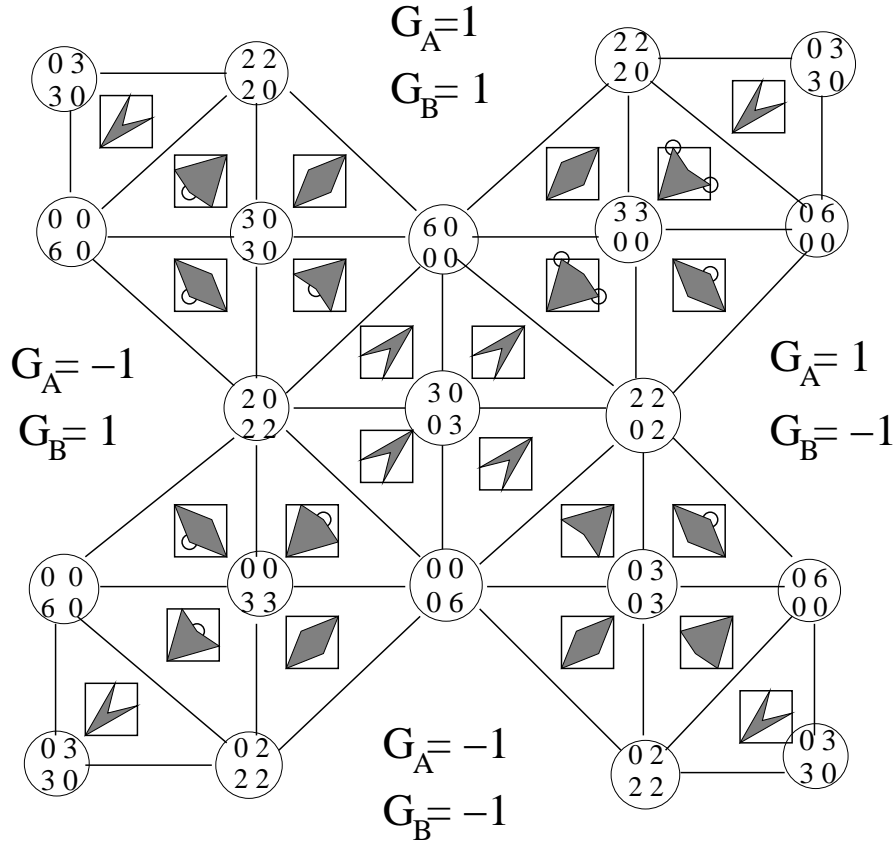


Figure 6: Map of all possible 2x2 symmetric games

matrices weighted by probabilities:

$$\mathbb{P} = \begin{pmatrix} 9 & 15 \\ 5 & 7 \end{pmatrix} P + \begin{pmatrix} -9 & -3 \\ -1 & 1 \end{pmatrix} (1 - P) \quad (12)$$

We can decompose each matrix in the relevant and irrelevant part, and write the former in terms of the “canonical” payoff matrices shown in the map. We obtain:

$$\begin{pmatrix} 9 & 15 \\ 5 & 7 \end{pmatrix} = \frac{16}{6} \left(\frac{3}{8} \begin{pmatrix} 0 & 6 \\ 0 & 0 \end{pmatrix} + \frac{3}{8} \begin{pmatrix} 2 & 2 \\ 0 & 2 \end{pmatrix} + \frac{2}{8} \begin{pmatrix} 3 & 3 \\ 0 & 0 \end{pmatrix} \right) + \begin{pmatrix} 5 & 5 \\ 5 & 5 \end{pmatrix} \quad (13)$$

For cholesterol being healthy and

$$\begin{pmatrix} -9 & -3 \\ -1 & 1 \end{pmatrix} = \frac{6}{24} \left(\frac{2}{24} \begin{pmatrix} 0 & 0 \\ 0 & 6 \end{pmatrix} + \frac{4}{24} \begin{pmatrix} 0 & 0 \\ 3 & 3 \end{pmatrix} + \frac{18}{24} \begin{pmatrix} 0 & 2 \\ 2 & 2 \end{pmatrix} \right) + \begin{pmatrix} -9 & -9 \\ -9 & -9 \end{pmatrix} \quad (14)$$

For cholesterol being unhealthy.

Spanning the possible values of the probability P we move along the map as is shown in figure 7

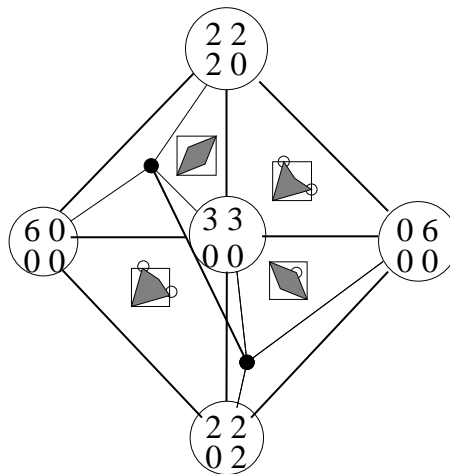


Figure 7: Position of “Cholesterol: frien or foe” for different p

References

- Dehejla, R. (2003). Notes of class for “microeconomics and policy analysis”. <http://www.columbia.edu/itc/sipa/u8216-03/PDF/f00lab6.pdf/>.
- Flitney, A. P. and D. Abbot (2003, October). Advantage of a quantum player over a classical one in 2x2 quantum games. *PROCEEDINGS OF THE ROYAL SOCIETY OF LONDON SERIES A-MATHEMATICAL PHYSICAL AND ENGINEERING SCIENCES* 459(2038), 2463–2474. <http://www.arxiv.org/abs/quant-ph/0209121>.
- GameTheory.net (2003). Gametheorynet1. <http://www.gametheory.net/html/popular.html>.
- Harsanyi, J. C. (1980). *A General Theory of Equilibrium Selection in Games*. MIT press, Cambridge, Massachusetts.
- Heap, S. P. H. and Y. Varoufakis (1995). *Game Theory: A Critical Introduction*. Routledge, London.
- Lewontin, R. C. (1961). Evolution and the theory of games. *J. Theor. Biol.* 1, 382–403.
- Luce, R. D. and H. Raiffa (1965). *Games and Decisions*. John Wiley, New York.
- Marshall, J. A. R. (2003, June). On the suitability of the 2 x 2 games for studying reciprocal cooperation and kin selection. eprint: arXiv:cs.GT/0306128 v2.
- Matsushima, H. (1998). In *Towards a Theory of Subjective Games*, Number CIRJE-F-9 in CIRJE F-Series. Faculty of Economics, University of Tokyo. <http://www.e.u-tokyo.ac.jp/cirje/research/dp/98/cf9/contents.htm>.
- Morris, P. (1994). *Introduction to Game Theory*. Springer, N.Y.
- Owen, G. (1968a). *Game Theory*. W.B.Saunders, New York.
- Owen, G. (1968b). *Game Theory*. W.B.Saunders, New York.
- Owen, G. (1968c). *Game Theory*. W.B.Saunders, New York.
- Possajennikov, A. (2002, January). In *Cooperative Prisoners and Aggressive Chickens: Evolution of Strategies and Preferences in 2x2 games*,

- Number 02-04 in SonderForschungBereich 504. University of Mannheim.
<http://smealsearch.psu.edu/18937.html>.
- Rapoport, A. and M. Guyer (1978). A taxonomy of 2 x 2 games. *General Systems* 11, 203–214. Cited in: <http://www.sysc.pdx.edu/classes/552w01w.htm>.
- Ratliff, J. (2003). Graduate-level course in game theory.
<http://virtualperfection.com/gametheory/>.
- Robinson, D. (1998). *Notes of class for the course on Strategic Thinking*, Chapter Classifying Symmetric 2X2 Games. Laurentian University, Canada.
<http://www.economics.laurentian.ca>.
- Vaughan, R. (1995, August). Evolutive equilibrium selection i: Symmetric two-player binary choice games. ESRC working papers. The ESRC Centre for Economic Learning and Social Evolution. <http://else.econ.ucl.ac.uk/papers/ees.pdf>.
- von Neumann, J. and O. Morgenstern (1944). *The Theory of Games and Economic Behavior*. Princeton University Press.
- Weibull, J. W. (1996). *Evolutionary Game Theory*, pp. 25 to 31. MIT press, Cambridge, Mass.