

Threshold values of Random K -SAT from the cavity method

Stephan Mertens¹

*Institut für Theoretische Physik, Otto-von-Guericke Universität, Postfach 4120,
39016 Magdeburg, Germany*

Marc Mézard²

*CNRS, Laboratoire de Physique Théorique et Modèles Statistiques, Université
Paris Sud, 91405 Orsay Cedex, France*

Riccardo Zecchina³

*The Abdus Salam International Centre for Theoretical Physics, St. Costiera 11,
34100 Trieste, Italy*

Abstract

Using the cavity equations of [23,24], we derive the various threshold values for the number of clauses per variable of the random K -satisfiability problem, generalizing the previous results to $K \geq 4$. We also give an analytic solution of the equations, and some closed expressions for these thresholds, in an expansion around large K . The stability of the solution is also computed. For any K , the satisfiability threshold is found to be in the stable region of the solution, which adds further credit to the conjecture that this computation gives the exact satisfiability threshold.

Key words: Satisfiability; K -SAT; Threshold Phenomenon; Cavity Approach; Average Case Complexity

1 Introduction

The K -satisfiability problem (K -SAT) is easily stated: Given N Boolean variables each of which can be assigned the value True or False, and M constraints

¹ stephan.mertens@physik.uni-magdeburg.de

² mezard@lptms.u-psud.fr

³ zecchina@ictp.trieste.it

between them taking the form of clauses, is there a 'SAT-assignment', i.e. an assignment of the Boolean variables which satisfies all constraints? A clause takes the form of an 'OR' function of K variables in the ensemble (or their negations).

K -SAT plays a central role in computer science, and a lot of efforts have been devoted to this problem. As soon as there are clauses with $K \geq 3$ variables this problem is NP-complete [7,14]. In recent years, the interest has focused on the random K -SAT problem: all the clauses involve the same number K of variables; the variables in each clause are chosen at random uniformly in the set of all variables, and a variable appears negated with probability $1/2$. This problem displays a very interesting threshold phenomenon when one takes the large N limit, keeping the ratio of clauses to variable, $\alpha = M/N$, fixed. There exists a phase transition at a value $\alpha_c(K)$ of this ratio. For $\alpha < \alpha_c(K)$ the generic problem is satisfiable (SAT), for $\alpha > \alpha_c(K)$ the generic problem is not satisfiable (UNSAT). This phase transition has been seen numerically [17]; it is particularly interesting because it turns out that the really difficult instances, from the algorithmic point of view, are those where α is close to α_c . The study of this phase transition is thus one step in the elaboration of a theory of typical case complexity, [20,33,35] and it has attracted a lot of interest [16,6,9,32].

On the analytical side, there exists a proof that the threshold phenomenon exists at large N [12], although the fact that the corresponding α_c has a limit when $N \rightarrow \infty$ has not yet been established rigorously. Upper bounds $\alpha_{UB}(K)$ on α_c have been found using first moment methods [8,18] and variational interpolation methods [15,11], and lower bounds $\alpha_{LB}(K)$ have been found using either explicit analysis of some algorithms [1], or some second moment methods [2]. The large K limit is particularly interesting and one knows from [8,2] that, at first order in the expansion in powers of 2^{-K} , the bounds scale as

$$2^{-K} \alpha_{LB}(K) = \ln(2) - 2^{-K} \left(\frac{K+1}{2} \ln(2) + 1 + o(1) \right) + \mathcal{O}(2^{-2K}) \quad (1)$$

$$2^{-K} \alpha_{UB}(K) = \ln(2) - 2^{-K} \frac{1 + \ln(2)}{2} + \mathcal{O}(2^{-2K}) \quad (2)$$

where $o(1)$ is a term which goes to 0 at large K . It is interesting also to note that the best lower bounds obtained by studying simple algorithms give a scaling $2^{-K} \alpha_{LB}(K) \simeq c/k$ where c is a constant [13].

Recently, some of the powerful concepts and techniques of statistical physics [21] have been applied to this problem [9,25,26,23,24], focusing on the case of $K = 3$. Using a heuristic method called the cavity method, the threshold has been computed: $\alpha_c(K = 3) \simeq 4.267$ [23,24]. There are two key ingredients in

this cavity computation:

- An assumption on the structure of phase space: it is supposed that above a certain value α_{clusters} , which is smaller than α_c , the structure of the space of SAT-assignments splits into disjoint clusters. We define the distance between two assignments as $1/N$ times the number of variables which differ in these assignments. In the type of solution which has been worked out so far, called 'one step replica symmetry breaking' (1-RSB) in the statistical physics jargon, it is assumed that the typical distance between any two SAT-assignments randomly chosen inside the same cluster is always the same distance d_1 (when $N \rightarrow \infty$), while the typical distance between any two SAT-assignments randomly chosen inside different clusters is always the same distance d_0 (when $N \rightarrow \infty$), with $d_1 < d_0$.
- The computation focuses onto constrained variables. If in all SAT-assignments belonging to one given cluster a variable always takes the same value, this variable is said to be constrained in this cluster of solutions. It has been found that, within the 1-RSB formalism, clusters with constrained variables appear at $\alpha > \alpha_d(K)$, where $\alpha_d(3) = 3.921$. Their number \mathcal{N}_c grows exponentially with N , and one defines the complexity as $\Sigma = (1/N) \ln(\mathcal{N}_c)$. The complexity decreases with α and the satisfiability threshold α_c can be determined as the value of α where Σ vanishes.

This type of computation is heuristic. The self-consistency of its assumptions can be checked, and its predictions can be tested against numerical simulations. Eventually one may hope to gain enough insight from this approach in order to convert it into a full proof. It is interesting to notice that in the simpler case of the random K-XORSAT problem, where the same kind of phase transition has been found [30], the full structure and the results of the 1-RSB solution can be confirmed rigorously [22,5]. Recently, the application to random K -SAT of the variational interpolation method of Guerra [15] has allowed to prove that for even K the cavity result for α_c is an upper bound to the true threshold values[11].

This paper has two aims. On the one hand it generalizes the computation of [23,24] to arbitrary values of K , and computes the values of the satisfiability threshold $\alpha_c(K)$ as well as the values of $\alpha_d(K)$, within the 1-RSB assumption. The results are summarized in table 1 in sec. 4.3. For general K these computations involve some complicated integral equations, which can be solved numerically for K not too large. We also study in details the large K limit, where we can compute the solution analytically and work out a series expansion of the satisfiability threshold in powers of 2^{-K} . On the other hand, this paper studies the stability of the 1-RSB solution with respect to higher order 'replica symmetry breaking', which would amount to having well separated sub-clusters inside the clusters of SAT-assignments. Recently, Montanari and Ricci-Tersenghi [29] have shown how to compute this stability while working with constrained vari-

ables. We apply their method to the K -SAT problem. The 1-RSB solution is found to be stable for $\alpha > \alpha_s(K)$, where in general $\alpha_d(K) < \alpha_s(K) < \alpha_c(K)$. For $K = 3$ we find $\alpha_s(3) \simeq 4.15$ and for large K the unstable proportion shrinks in the sense that $(\alpha_s(K) - \alpha_d(K))/(\alpha_c(K) - \alpha_d(K)) \rightarrow 0$. A detailed analysis of the 1-RSB stability has been done recently for $K = 3, 4$ in [28].

One important conclusion of the stability analysis is thus that the values of the threshold $\alpha_c(K)$ derived here for any K using the 1-RSB analysis of [23,24] are in the 'stable' region, in which there is no indication of any instability to higher order RSB. We can thus conjecture that these are the exact values for the threshold. On the other hand, the values of onset of clusters with constrained variables, α_d , fall into the unstable region; in this region the problem should be studied with more sophisticated methods allowing for higher order replica symmetry breaking.

Sect. 2 summarizes the basic equations of the 1-RSB cavity solution, starting from the survey propagation equations. In sect. 3 we explain how to compute the stability of this solution. Sect. 4 contains a numerical analysis of the basic equations using a population dynamics method. Threshold values are computed for various values of K . Sect. 5 provides an analytic study of the basic equations, using a large K expansion. It is used to compute the large K behavior of the various thresholds, and in particular it derives a series expansion for the satisfiability threshold, which matches the numerical results of sect. 4. Conclusions are summarized in sect. 6, and an appendix contains some details of the large K series expansion of the satisfiability threshold.

2 Survey propagation

2.1 Cavity equations

The cavity equations in the 1-RSB approximation were first derived in [23,24]. When applied to a single sample, they lead to the so-called 'survey propagation' algorithm which has been described in details in [24,4]. We are interested only in the SAT phase, up to and including the threshold value α_c , and we can thus discuss a simplified version of the cavity equations that only deals with satisfying assignments⁴. Here we briefly recall the form of the simplified cavity equations, a detailed derivation can be found in [4].

An instance of K -SAT can be represented by a bipartite graph, the so called

⁴ in the original formalism of [23,24] this means taking the limit $y \rightarrow \infty$ right from the beginning

factor graph [19]. Each clause corresponds to a function node, each variable to a variable node, and an edge connects a function node and a variable node if and only if the clause contains the variable. Fig. 1 shows part of a factor graph, with clauses (function nodes) denoted by squares and variable nodes denoted by circles. A dashed edge between a clause and a variable means that the variable appears negated in the clause, a full edge means that it appears unnegated. Associated to each link there is a number $\eta \in [0, 1]$, called cavity-bias survey, which is the probability that the function node sends a “warning” to the variable node. A warning sent from clause a to variable f indicates that f should attain the value that satisfies a , and a will send this warning if and only if all of its other variables are constrained to non-satisfying values. In Fig. 1 a warning travels from a to f only if each of the variables $1, \dots, K-1$ receives an ‘impeding warning’, that is a warning which impedes it to satisfy a . Let π_-^i denote the probability that variable i receives no impeding warning and let π_+^i denote the probability that variable i receives no ‘supporting warning’, i.e. no warning that harmonizes with a . Since we restrict ourselves to satisfying assignments we have to condition the probabilities on the non-contradictory scenarios ‘no warning at all’, ‘supporting warnings only’ and ‘impeding warnings only’. This brings us to

$$\eta_f = \prod_{i=1}^{K-1} \frac{\pi_-^i (1 - \pi_+^i)}{\pi_+^i + \pi_-^i - \pi_+^i \pi_-^i}. \quad (3)$$

In the case of fig. 1 an impeding warning can travel only on dashed edges, a supporting warning on full edges, i.e. we have

$$\pi_{\pm}^i = \prod_{b \in V_{\pm}^{(i)}} (1 - \eta_{b \rightarrow i}) \quad (4)$$

where $V_+^{(i)}$ denotes the set of all function nodes (except a , the ‘cavity’) in which variable i appears unnegated and $V_-^{(i)}$ denotes the corresponding set of clauses where i appears negated. Eqs. (3,4) are the basic iterative equations of the survey propagation (SP) algorithm for K -SAT [4].

2.2 Statistical analysis

In this section we show how the statistical analysis of the SP equations (3) leads to coupled integral equations from which one can compute the thresholds. Such equations were first derived for $K = 3$ in [24]; we provide here a simpler derivation, restricted to satisfying assignments, but valid for any K . We introduce the probability distribution function (pdf) of the surveys η (this gives the probability density, when one picks one link at random, that the survey on this link equals η). Because of the local tree-like structure of the

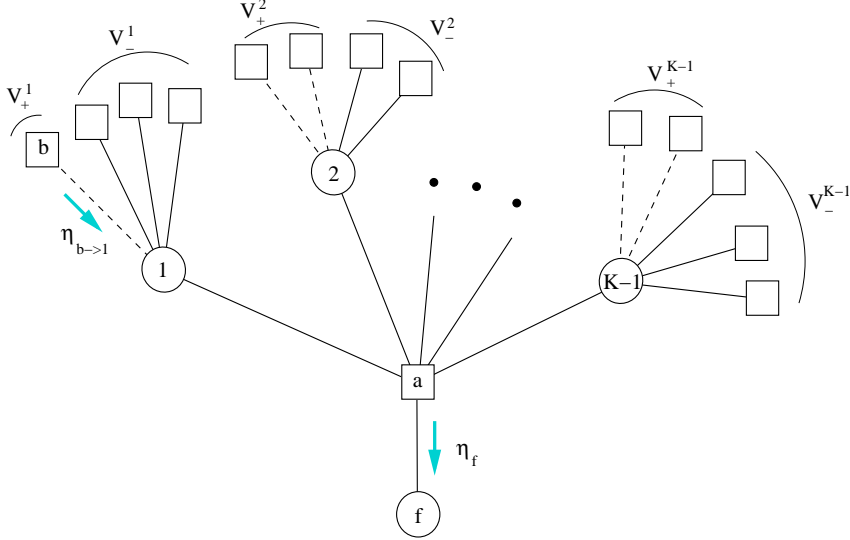


Fig. 1. Part of a factor graph representing a satisfiability problem. Clauses are denoted by squares, variables by circles. A dashed line between a variable and a clause means that the variable appears negated in the clause, a full line means that it appears unnegated. The clause a is connected to the variables $1, \dots, K-1, f$. The cavity-bias-survey η_f sent from clause a to variable f depends on the set of all cavity-bias-surveys like $\eta_{b \rightarrow 1}$ which arrive onto variables $1, \dots, K-1$ from the other clauses (distinct from a). Its explicit expression is given in (3)

factor graph, the variables π_{\pm}^i appearing in (3) are assumed independent. To compute their distribution, we first notice that a π variable is a product of k factors $1 - \eta$, where k is an integer with a Poisson distribution of width $K\alpha/2$. It is useful to change variables, introducing for each survey η and for each factor π the variables

$$\phi = -\ln(1 - \eta) \text{ and } x = -\ln(\pi). \quad (5)$$

We call $S(\phi)$ the pdf of ϕ , and $B(x)$ the pdf of x . For each k , the distribution of x is the k -th convolution, $S^{\otimes k}$ of S . Summing over k we get:

$$B(x) = \sum_{k=0}^{\infty} f_{K\alpha/2}(k) S^{\otimes k}(x) \quad (6)$$

where $f_{K\alpha/2}(k) = \frac{(K\alpha/2)^k}{k!} \exp(-K\alpha/2)$ is the Poisson connectivity distribution. Using the same indices as in Fig. 1 for the new variables, the SP equation (3) becomes:

$$\phi_f = -\ln \left[1 - \prod_{i=1}^{K-1} \frac{e^{x_+^i} - 1}{e^{x_+^i} + e^{x_-^i} - 1} \right] \quad (7)$$

Therefore the pdf of ϕ satisfies the equation:

$$S(\phi) = \int \prod_{i=1}^{K-1} [B(x_+^i) dx_+^i B(x_-^i) dx_-^i] \delta \left(\phi + \ln \left[1 - \prod_{i=1}^{K-1} \frac{e^{x_+^i} - 1}{e^{x_+^i} + e^{x_-^i} - 1} \right] \right) \quad (8)$$

Equations (6) and (8)) provide two coupled equations for the pdfs $S(\phi)$ and $B(x)$. Once these have been determined the complexity Σ can be computed. A somewhat involved computation, described in details in [24,4], gives:

$$\Sigma = \Sigma_0 + \alpha[KI_{K-1} - (K-1)I_K] , \quad (9)$$

where

$$\Sigma_0 = \int dx dz B(x)B(z) \ln(e^x + e^z - 1) \quad (10)$$

$$I_s = \int \prod_{i=1}^s dx_i dy_i B(x_i)B(z_i) \ln \left[\prod_{i=1}^s (e^{x_i} + e^{z_i} - 1) - \prod_{i=1}^s (e^{x_i} - 1) \right] . \quad (11)$$

We remind the reader that the complexity Σ is the central quantity that describes the structure of the space of satisfying assignments within the 1-RSB framework: Σ is the logarithm of the number of clusters (divided by N), and α_c can be found by solving $\Sigma(\alpha_c) = 0$. The rest of the paper is devoted to the calculation of $S(\phi)$, $B(x)$ and $\Sigma(\alpha)$, but first we discuss the stability of the underlying 1-RSB hypothesis.

3 Stability analysis

3.1 General formalism

The above SP equations have been derived within the hypothesis of a 'one step RSB' hypothesis. The stability of a this type of solution with respect to two steps RSB has been discussed in details by Montanari and Ricci-Tersenghi [29]. We shall apply their method to the K-satisfiability, using the presentation developed in [27,31], which lends itself to a direct interpretation in terms of the stability of the message passing procedure. Recently the same analysis has been done independently for $K = 3$ and $K = 4$ in [28].

We first explain this general formalism. The survey propagation equation (3) can be written in a very general form as:

$$p_\alpha^f = \frac{1}{Z} \sum_{(\beta_1, \dots, \beta_n) \rightarrow a} p_{\beta_1}^1 \dots p_{\beta_n}^n \chi(\beta_1, \dots, \beta_n) , \quad (12)$$

where the indices α, β_i refer to some type of warnings which can be transmitted on a link. p_α^ℓ is the probability of having a warning of type α on a link with index ℓ ; it depends on the warnings β_1, \dots, β_n being sent on n other links, and χ is a general function of these n warnings. In the case of the satisfiability problem, on a given link from a function node to a variable node there are only two possible elementary messages: warning ($\alpha = 1$) or no warning ($\alpha = 0$). Referring to figure 1, we have thus $p_{\alpha=1}^f = \eta_f$ which depends on the various $\eta_{b \rightarrow i}$ numbers, and in the simple $y = \infty$ case which we study here, χ is nothing but a characteristic function which is equal to zero if there is a contradiction in the incoming messages, equal to 1 otherwise, and Z is a normalization factor.

The propagation equation (12) can have two types of instabilities[29], which correspond to the two ways a one step RSB solution can be unstable with respect to two steps of RSB, but which also have a direct interpretation.

- A first type of instability, called of type I in the nomenclature of [29], amounts to see if a small change of one probability propagates. This iteration stability is computed from the study of the Jacobian

$$T_{\alpha\beta} = \frac{\partial p_\alpha^f}{\partial p_\beta^1} \quad (13)$$

of equation (12). This matrix describes the propagation of a perturbation after one iteration. Following the perturbation by iterating d times the SP equations, one gets a product of d such Jacobian matrices, $T^1 \dots T^d$, (each of them is different since the values of the surveys vary from one link to the next). The global perturbation induced after d iterations by a change $p_b^1 \rightarrow p_b^1 + dp_b^1$ concerns on average $(K\alpha(K-1))^d$ cavity-biases ($K\alpha$ is the average connectivity of a variable, $K-1$ is the number of branches along which the perturbation propagates when encountering a function node). The perturbation is monitored by the sum of the squares of the perturbed cavity-biases, which behaves like

$$[K\alpha(K-1)]^d \langle Tr > < [T^1 \dots T^d]^2 > \equiv \lambda_d . \quad (14)$$

where $\langle \rangle$ means an average over all possible cavity bias surveys. In general, one finds that λ_d depends exponentially on d . An exponential growth at large distance means that the iteration is unstable, an exponential decay means that it is stable. An alternative to this study is to study the SP on a single large sample and see whether it converges.

- The “instability of the second kind” of [29] amounts to a study of the proliferation of bugs. Indeed, suppose that the input warning along link 1, which was equal to β_1 in (12), is turned to another value γ . This is a finite change, a ‘bug’, but we suppose that it happens with a small probability $p_{\beta_1 \rightarrow \gamma}^1$. In a linear response, the probability $p_{\alpha \rightarrow \delta}^f$ that this will induce a bug $\alpha \rightarrow \delta$ in

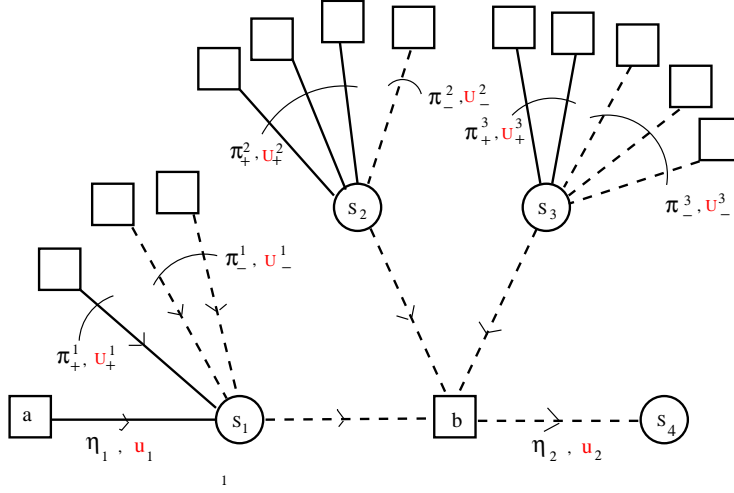


Fig. 2. Notations used in the stability analysis. The dependency of the output cavity-bias-survey (CBS) η_2 on the input CBS η_1 allows to determine the iteration stability. The propagation of a change of the input warning u_1 to a change in the output warning u_2 allows to determine the stability to bug proliferation.

the output survey is:

$$p_{\alpha \rightarrow \delta}^f = \frac{1}{Z} \sum_{\substack{(\beta_1, \beta_2, \dots, \beta_n) \rightarrow \alpha \\ (\gamma, \beta_2, \dots, \beta_n) \rightarrow \delta}} p_{\beta_1 \rightarrow \gamma}^1 \dots p_{\beta_n}^n \chi(\gamma, \beta_2, \dots, \beta_n) , \quad (15)$$

which defines the matrix:

$$V_{\alpha \rightarrow \delta, \beta_1 \rightarrow \gamma} \equiv \frac{\partial p_{\alpha \rightarrow \delta}^f}{\partial p_{\beta_1 \rightarrow \gamma}^1} . \quad (16)$$

In a general situation where the warnings can have q independent states, this is a square matrix of dimension $q(q-1)$. In Ksat it is simply a 2×2 matrix. The instability to bug proliferation is determined from a product of d such matrices

$$(K\alpha(K-1))^d Tr < [V^1 \dots V^d] > \equiv \mu_d . \quad (17)$$

Note that now there is no need to average the square of the perturbation since the perturbation $p_{\beta_1 \rightarrow \gamma}$ is always positive [29,31]. The bugs proliferate if μ_d grows exponentially with d , they remain localized if it decreases exponentially.

3.2 Iteration stability

Let us apply this general formalism to K -SAT, starting with the iteration instability. In the survey propagation we need to single out the contribution

of a single survey, η_1 . We follow the notations of fig. 2 and write the survey propagation(3) and the Jacobian (which in this case is a real number) as:

$$\eta_2 = \frac{[1 - (1 - \eta_1)\pi_+^1] \pi_-^1}{(1 - \eta_1)\pi_+^1 + \pi_-^1 - (1 - \eta_1)\pi_+^1 \pi_-^1} \prod_{i=2}^{K-1} \frac{\pi_-^i (1 - \pi_+^i)}{\pi_+^i + \pi_-^i - \pi_+^i \pi_-^i} \quad (18)$$

$$T = \frac{\partial \eta_2}{\partial \eta_1} = \frac{\pi_+^1 \pi_-^1}{[(1 - \eta_1)\pi_+^1 + \pi_-^1 - (1 - \eta_1)\pi_+^1 \pi_-^1]^2} \prod_{i=2}^{K-1} \frac{\pi_-^i (1 - \pi_+^i)}{\pi_+^i + \pi_-^i - \pi_+^i \pi_-^i} \quad (19)$$

With respect to the general SP equation (3), we have singled out explicitly in the input the CBS η_1 from clause a to variable S_1 . Therefore the definition of variable π_+^1 differs from the general one (4) in that it does not include the factor $1 - \eta_1$.

Notice that this analysis has been carried out for the special choice of clause of fig. 2, where variable S_1 appears negated in clause b and unnegated in clause a (we say that the links $S_1 - b$ and $S_1 - a$ are of opposite nature). In the case in which one changes for instance the edge $S_1 \rightarrow b$ to a full line, meaning that S_1 appears unnegated in b as well as in a , the roles of π_+^1 and π_-^1 are exchanged, which also changes the Jacobian. One gets in this case:

$$\eta_2 = \frac{[1 - \pi_-^1] (1 - \eta_1)\pi_+^1}{(1 - \eta_1)\pi_+^1 + \pi_-^1 - (1 - \eta_1)\pi_+^1 \pi_-^1} \prod_{i=2}^{K-1} \frac{\pi_-^i (1 - \pi_+^i)}{\pi_+^i + \pi_-^i - \pi_+^i \pi_-^i} \quad (20)$$

$$T = \frac{\partial \eta_2}{\partial \eta_1} = - \frac{\pi_+^1 \pi_-^1 [1 - \pi_-^1]}{[(1 - \eta_1)\pi_+^1 + \pi_-^1 - (1 - \eta_1)\pi_+^1 \pi_-^1]^2} \prod_{i=2}^{K-1} \frac{\pi_-^i (1 - \pi_+^i)}{\pi_+^i + \pi_-^i - \pi_+^i \pi_-^i} \quad (21)$$

The statistical analysis of the stability proceeds as follows. Suppose one knows the pdf of the η and π variables, or equivalently, performing the change of variables (5), one knows $S(\phi)$ and $B(x)$, the solutions of the coupled equations (6,8). If the links $S_1 \rightarrow b$ and $a \rightarrow S_1$ are of opposite nature, the iteration equation (18) and the Jacobian (19) can be expressed as:

$$e^{-\phi_2} = 1 - \frac{e^{x_+^1 + \phi_1} - 1}{e^{x_-^1} + e^{\phi_1 + x_+^1} - 1} \prod_{i=2}^{K-1} \frac{e^{x_+^i} - 1}{e^{x_+^i} + e^{x_-^i} - 1}$$

$$T = \frac{e^{x_+^1 + x_-^1 + 2\phi_1}}{[e^{x_-^1} + e^{\phi_1 + x_+^1} - 1]^2} \prod_{i=2}^{K-1} \frac{e^{x_+^i} - 1}{e^{x_+^i} + e^{x_-^i} - 1} \quad (22)$$

If they are of the same nature, the iteration equation (20) and the Jacobian (21) can be expressed as:

$$\begin{aligned}
e^{-\phi_2} &= 1 - \frac{e^{x_-^1} - 1}{e^{x_-^1} + e^{\phi_1 + x_+^1} - 1} \prod_{i=2}^{K-1} \frac{e^{x_+^i} - 1}{e^{x_+^i} + e^{x_-^i} - 1} \\
T &= \frac{e^{x_+^1 + 2\phi_1} (e^{x_-^1} - 1)}{[e^{x_-^1} + e^{\phi_1 + x_+^1} - 1]^2} \prod_{i=2}^{K-1} \frac{e^{x_+^i} - 1}{e^{x_+^i} + e^{x_-^i} - 1}
\end{aligned} \tag{23}$$

Starting from a variable ϕ_1 , chosen randomly from the distribution $S(\phi)$, and from $T_0 = 1$, using $2K - 2$ variables x_{\pm}^i chosen randomly and independently from the distribution $A(x)$, one generates, using either (22) (with probability $1/2$), or (23) (with probability $1/2$), a variable ϕ_2 and the Jacobian $T_1 = T$. This process is then iterated: using ϕ_2 as input, and $2K - 2$ new random numbers x_{\pm}^i , one generates through (22) or (23) a new variable ϕ_3 and the new Jacobian T_2 . This process is iterated d times, and one computes the total Jacobian at distance d , $\mathcal{T}_d = T_1 T_2 \dots T_d$. According to the general iteration stability rule (14), one needs first to average \mathcal{T}_d^2 over many realizations of the random variables used in its computation, and then study the limit

$$\lim_{d \rightarrow \infty} \frac{1}{d} \ln \left(\langle \mathcal{T}_d^2 \rangle \right) + \ln(K(K-1)\alpha) , \tag{24}$$

The system is stable if and only if this limit is negative.

3.3 Stability to bug proliferation

We use the general formalism of (15,16) and apply it to the K -SAT problem. The stability matrix V defined in (16) is a 2×2 matrix.

Let us first compute the matrix element $V_{0 \rightarrow 1, 0 \rightarrow 1}$. This corresponds to introducing the bug: $u_1 = 0 \rightarrow u_1 = 1$ and computing the probability that it propagates to a bug $u_2 = 0 \rightarrow u_2 = 1$. We follow the notations of fig.2: u_1 is the warning going along the left link, the probability that this warning is present ($u_1 = 1$) is equal to η_1 , the probability that it is absent ($u_1 = 0$) is $1 - \eta_1$. The variable U_+^1 is the sum of warnings arriving on variable S_1 , indicating that it should take the value TRUE (which violates clause b), from function nodes distinct from a . The other U variables are defined similarly, as the sum of warnings arriving along a selected subset of bonds indicated on the figure. In order to study $V_{0 \rightarrow 1, 0 \rightarrow 1}$, the general formula (15) says that one should sum over all configurations of warnings $\{U_{\pm}^i\}$ such that:

- If $u_1 = 0$, the set of warnings $\{U_{\pm}^i\}$ automatically gives $u_2 = 0$.
- If $u_1 = 1$, the set of warnings $\{U_{\pm}^i\}$ automatically gives $u_2 = 1$, and there is *no contradiction* in the messages.

In order to fix the corresponding possible values of $\{U_{\pm}^i\}$, one can proceed as

follows:

- (1) In the case $u_1 = 1$, we need to send a warning $u_2 = 1$. This implies that all the variables S_2, S_3, \dots, S_{K-1} receive non contradictory messages assigning them to values which violate the clause b . Therefore $\forall i \in \{2, \dots, K-1\} : U_+^i \geq 1$ and $U_-^i = 0$. This is the only constraint applying on these warnings, and the total weights of these warnings is $\prod_{i=2}^{K-1} [\pi_-^i (1 - \pi_+^i)]$.
- (2) The total cavity-field seen by variable S_1 is $U_+^1 + u_1 - U_-^1$. It should be ≤ 0 when $u_1 = 0$ and ≥ 1 when $u_1 = 1$. Therefore one needs $U_+^1 = U_-^1$. Furthermore there should be no contradiction when $u_1 = 1$, this implies that $U_-^1 = 0$. So the only possibility left for U_\pm^1 is $U_+^1 = U_-^1 = 0$. The total weight of such configurations is $\pi_-^1 \pi_+^1$.

Using (15), we thus find that the matrix element $V_{0 \rightarrow 1, 0 \rightarrow 1}$ is:

$$V_{0 \rightarrow 1, 0 \rightarrow 1} \equiv \tilde{v} = \frac{\pi_+^1 \pi_-^1}{(1 - \eta_1) \pi_+^1 + \pi_-^1 - (1 - \eta_1) \pi_+^1 \pi_-^1} \prod_{i=2}^{K-1} \frac{\pi_-^i (1 - \pi_+^i)}{\pi_+^i + \pi_-^i - \pi_+^i \pi_-^i} . \quad (25)$$

Note that here we have computed this matrix element in the case described in fig. 2. One should also study other cases in which the variables appear in the clauses with different patterns of negations, which amounts to changing some dashed lines into full lines in fig.2 and vice versa. If for instance variable S_2 appears in clause b with a full line, the roles of U_+^2 and U_-^2 are exchanged. This is irrelevant in the following statistical analysis since π_+^2 and π_-^2 have the same distribution. It turns out that there is only one relevant possible change which alters the previous result: If the link between S_1 and b , and the one between a and S_1 are of the same nature (for instance if S_1 appears negated both in a and in b), then there is no way in which the bug $u_1 = 0 \rightarrow u_1 = 1$ can propagate to a bug $u_2 = 0 \rightarrow u_2 = 1$: the matrix element is $V_{0 \rightarrow 1, 0 \rightarrow 1} = 0$.

We now compute the matrix element $V_{1 \rightarrow 0, 1 \rightarrow 0}$. The inspection is very similar to the above one and it turns out that the configurations of $\{U_\pm^i\}$ which contribute to this matrix element are exactly the same as the one contributing to $V_{0 \rightarrow 1, 0 \rightarrow 1}$. Therefore $V_{0 \rightarrow 1, 0 \rightarrow 1} = V_{1 \rightarrow 0, 1 \rightarrow 0}$.

We now compute the matrix element $V_{1 \rightarrow 0, 0 \rightarrow 1}$. One should sum over all configurations of warnings $\{U_\pm^i\}$ such that:

- If $u_1 = 0$, the set of warnings $\{U_\pm^i\}$ automatically gives $u_2 = 1$.
- If $u_1 = 1$, the set of warnings $\{U_\pm^i\}$ automatically gives $u_2 = 0$, *and there is no contradiction* in the messages.

The constraints on $\{U_\pm^i\}$ are:

- (1) If the link between S_1 and b , and the one between a and S_1 are of opposite

nature (as in fig. 1), increasing u_1 only increases the polarization of S_1 in the direction which violates clause b , and therefore the bug propagation is impossible: $V_{1 \rightarrow 0, 0 \rightarrow 1} = 0$.

- (2) If the link between S_1 and b , and the one between a and S_1 are of the same nature (e.g. if the edge between S_1 and b in fig. 1 becomes a full line): when $u_1 = 0$ we need $U_+^1 - U_-^1 \leq -1$ so that S_1 is polarized in the direction violating clause b ; when $u_1 = 1$ we need $U_+^1 + u_1 - U_-^1 \geq 0$, and the constraint of no-contradiction imposes $U_-^1 = 0$. This contradicts the $U_+^1 - U_-^1 \leq -1$ constraint, thus there is no set of warnings propagating this bug.

In all cases: $V_{1 \rightarrow 0, 0 \rightarrow 1} = 0$.

The matrix element $V_{0 \rightarrow 1, 1 \rightarrow 0}$ turns out to be zero when the link $S_1 \rightarrow b$, and the link $a \rightarrow S_1$ are of opposite natures, and nonzero whenever the link $S_1 \rightarrow b$, and the link $a \rightarrow S_1$ are of the same nature. In this last case its value \tilde{w} can easily be computed using the same tools as before, but we do not need it in the stability analysis, as we now show.

To summarize, the matrix V takes two values, depending on the relative nature of the links $S_1 \rightarrow b$, and $a \rightarrow S_1$:

- If these two links are of opposite nature, then

$$V = \begin{pmatrix} \tilde{v} & 0 \\ 0 & \tilde{v} \end{pmatrix} \quad (26)$$

- If these two links have the same nature, then

$$V = \begin{pmatrix} 0 & 0 \\ \tilde{w} & 0 \end{pmatrix} \quad (27)$$

The numbers \tilde{v}, \tilde{w} are random numbers with distributions which can be deduced from the known distributions of η and π variables.

The system is stable to bug proliferation whenever μ_d defined in (17) decreases at large d . We notice that the product of d matrices appearing in (17) gives a null matrix whenever the second type of matrix (the off-diagonal one) appears at least twice in the product. Therefore one can forget about the off-diagonal matrix. Using (25) one generates the sequence of numbers $\tilde{v}^1 \dots \tilde{v}^d$, from which one gets:

$$\lim_{d \rightarrow \infty} \frac{1}{d} \ln \mu_d = \ln \left(\frac{K\alpha(K-1)}{2} \right) + \lim_{d \rightarrow \infty} \frac{1}{d} \ln \langle [\tilde{v}^1 \dots \tilde{v}^d] \rangle, \quad (28)$$

where the factor $1/2$ in the first \ln is due to the constraint that the successive links along the stability chain must be of opposite nature, which happens with probability $1/2$. We can just deal with diagonal matrices, and μ_d is thus fixed by the average of the product of \tilde{v} terms, determined in (25).

The statistical analysis of this stability to bug proliferation proceeds as follows. Performing the change of variables (5), we can use ϕ and x variables taken randomly from the supposedly known distributions $S(\phi)$ and $A(x)$ defined in (6,8). The iteration equation (18) and the matrix element (25) can be expressed as:

$$e^{-\phi_2} = 1 - \frac{e^{x_+^1 + \phi_1} - 1}{e^{x_+^1 + \phi_1} + e^{x_-^1} - 1} \prod_{i=2}^{K-1} \frac{e^{x_+^i} - 1}{e^{x_i^1} + e^{x_-^1} - 1} \quad (29)$$

$$\tilde{v} = \frac{e^{\phi_1}}{[e^{x_+^1 + \phi_1} + e^{x_-^1} - 1]} \prod_{i=2}^{K-1} \frac{e^{x_+^i} - 1}{e^{x_i^1} + e^{x_-^1} - 1} \quad (30)$$

Starting from a variable ϕ_1 , chosen randomly from the distribution $S(\phi)$, and from $T_0 = 1$, using the $2K-2$ variables x_{\pm}^i chosen randomly and independently from the distribution $A(x)$, one generates through (30) a variable ϕ_2 and the matrix element $\tilde{v}_1 = \tilde{v}$. This process is then iterated: using ϕ_2 as input, and $2K-2$ new random numbers x_{\pm}^i , one generates through (30) a new variable ϕ_3 and the new matrix element \tilde{v}_2 . This process is iterated d times, and one computes $\tilde{v}_1 \tilde{v}_2 \dots \tilde{v}_d$. The quantity $\langle [\tilde{v}^1 \dots \tilde{v}^d] \rangle$ appearing in (28) is the average of this product over many realizations of the random variables used in its computation. The system is stable to bug proliferation if and only if $\lim_{d \rightarrow \infty} \frac{1}{d} \ln \mu_d$ is negative.

4 Numerical solution of the statistical equations

4.1 Regularization

In order to compute the pdfs S and B , solutions of (6,8) numerically, it is useful to first remark that they have a δ function peak at argument equal 0. The weight of this peak can be computed analytically, and subtracting it allows to work on regular functions. We thus write:

$$\begin{aligned} S(\phi) &= t\delta(\phi) + (1-t)S_r(\phi) \\ B(x) &= \tau\delta(x) + (1-\tau)A(x) \end{aligned} \quad (31)$$

where S_r and A are regular pdfs. From the self-consistency equations (6,8) one gets

$$\begin{aligned} t &= 1 - (1 - \tau)^{K-1} \\ \tau &= \exp\left(-\frac{K\alpha}{2}(1 - t)\right) \end{aligned} \quad (32)$$

This equation has only one solution, $t = \tau = 1$ for $\alpha < \alpha_t(K)$, indicating that all fields ϕ and x are zero. For $\alpha > \alpha_t(K)$ two non-trivial solutions appear, but only the one with the smaller value of t is stable. $\alpha_t(K)$ is a decreasing function of K and $\alpha_t(3) \simeq 1.6$. For large K and large α , the relevant solution t goes to zero rapidly, as $t \sim (K - 1) e^{-\frac{1}{2}\alpha K}$.

The self-consistent set of equations for the new regularized pdfs S_r and A and the (old) B reads

$$S_r(\phi) = \int \prod_{i=1}^{K-1} \left[dx_i dy_i A(x_i) B(y_i) \right] \delta\left(\phi + \ln\left[1 - \prod_{i=1}^{K-1} \frac{e^{x_i} - 1}{e^{x_i} + e^{y_i} - 1}\right]\right). \quad (33)$$

$$A(x) = \frac{1}{e^\gamma - 1} \sum_{k=1}^{\infty} \frac{\gamma^k}{k!} \int \prod_{j=1}^k \left[d\phi_j S_r(\phi_j) \right] \delta(x - \sum_j \phi_j) \quad (34)$$

$$B(y) = e^{-\gamma} \sum_{k=0}^{\infty} \frac{\gamma^k}{k!} \int \prod_{j=1}^k \left[d\phi_j S_r(\phi_j) \right] \delta(y - \sum_j \phi_j) \quad (35)$$

where $\gamma = \frac{K\alpha}{2}(1 - t)$ is related to the solution t of (32). Once $B(x)$ is known the complexity Σ can be calculated according to (9)-(11).

4.2 Population Dynamics

$S_r(\phi)$, $A(x)$ and $B(y)$ are probability densities. They can be approximated numerically by an iterative update of a “population” of N variables ϕ_1, \dots, ϕ_N . For given N , α and K the population dynamics algorithm reads:

- (1) Compute t as the solution of Eq. (32). Set $\gamma = \frac{K\alpha}{2}(1 - t)$.
- (2) Initialize the ϕ_j as positive i.i.d. random variables with an exponential distribution of mean 2^{1-K} .
- (3) For $j = 1$ to $K - 1$:
 - (a) Generate a random integer $k \geq 1$ with distribution $\propto \gamma^k/k!$
 - (b) Pick k integers i_1, \dots, i_k at random from $\{1, \dots, N\}$.
 - (c) Calculate the sum $x_j = \phi_{i_1} + \dots + \phi_{i_k}$. x_j is a random variable with distribution $A(x)$.
- (4) For $j = 1$ to $K - 1$:
 - (a) Generate Poisson distributed random integer k with mean γ .
 - (b) If $k = 0$, set $y_j = 0$.

- (c) If $k > 0$, pick k integers i_1, \dots, i_k at random from $\{1, \dots, N\}$ and set $y_j = \phi_{i_1} + \dots + \phi_{i_k}$. y_j is a random variable with distribution $B(y)$.
- (5) Calculate $z = \prod_{j=1}^{K-1} \left(1 + \frac{e^{y_j}}{e^{x_j} - 1}\right)$.
- (6) Replace a randomly chosen variable ϕ_ℓ in the population by the new value $\phi_0 = \ln(1 + 1/(z - 1))$.

Steps 3 to 6 have to be repeated until the population of variables ϕ_ℓ is distributed according to the stationary distribution $S_r(\phi)$. One possible criterion of convergence is to monitor the first (empirical) moments of the fields ϕ : if these change little after N variables ϕ have been updated, we might assume convergence.

After convergence has been reached (transient iterations), steps 3 to 6 are iterated TN times for some large T . The $TN(K - 1)$ random variables y_j calculated in step 4 are used to estimate the complexity Σ by approximating the integrals in (9) by sums.

For larger values of K the proper initialization in step 2 is essential. Note that in step 5 quantities $\exp(x)$ with x of order $\frac{K\alpha}{2}\langle\Phi\rangle$ have to be calculated. Now α scales like 2^K , so $\langle\Phi\rangle$ should better scale like 2^{-K} to avoid numerical overflow. The chosen value $\langle\Phi\rangle = 2^{1-K}$ is small enough to prevent overflow and large enough to stay away from the trivial paramagnetic solution. In addition, initializing with $\langle\Phi\rangle = 2^{1-K}$ agrees with the asymptotic behavior of $S(\Phi)$, see Sec. 5.1.

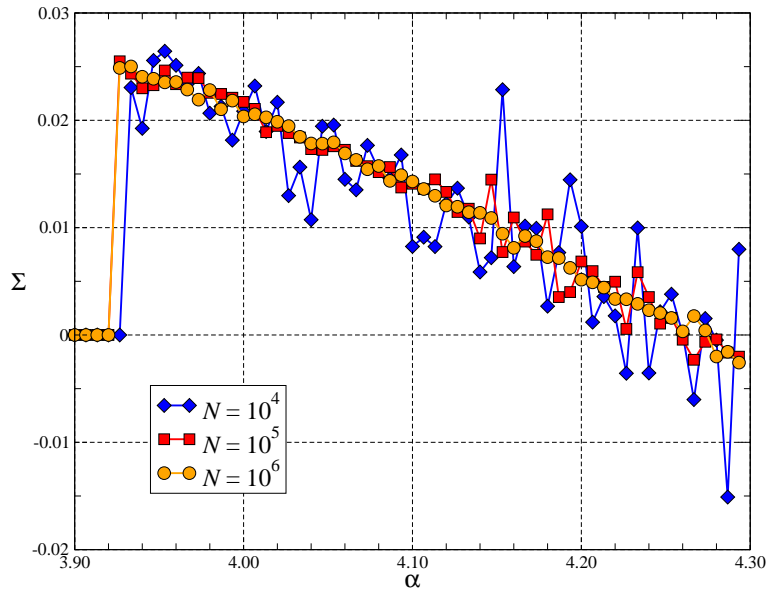


Fig. 3. Complexity $\Sigma(\alpha)$ for $K = 3$ obtained from the population dynamics algorithm with $T = 1000$. The number of transient iterations is $100N$ in all cases.

4.3 Threshold values

For $\alpha < \alpha_d$ the whole population of fields collapses to the value 0. We identify α_d as the first value of α where we find non-trivial stable pdf $B(x)$ and $S_r(\phi)$.

The satisfiability threshold α_c is studied using the complexity Σ . Fig. 3 shows the complexity for $K = 3$ and $3.9 < \alpha < 4.3$ obtained with the population dynamics. The overall shape of $\Sigma(\alpha)$ is clearly visible, but the fluctuations are strong, even for $N = 10^6$. The location α_d of the jump in the Σ is easier to pin down accurately than the value α_c where $\Sigma(\alpha_c) = 0$.

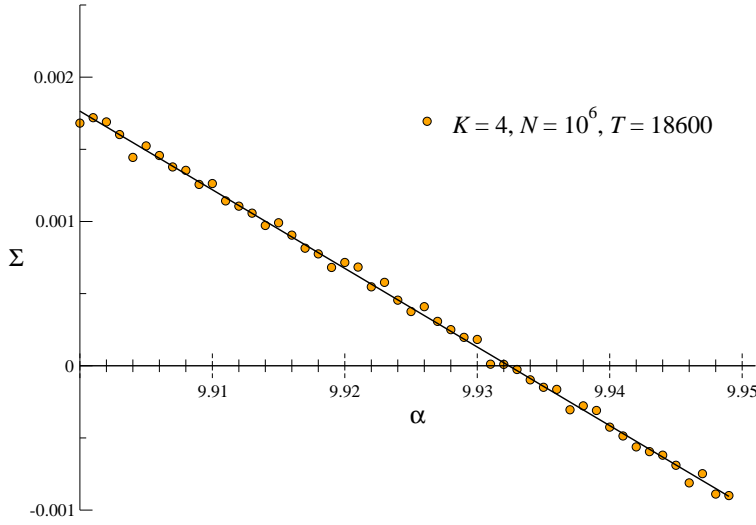


Fig. 4. Complexity $\Sigma(\alpha)$ for $K = 4$ in the vicinity of α_c . Linear regression yields the value $\alpha_c = 9.9324$.

To get α_c we run the population dynamics for 50 equidistant values α around the estimated value of α_c and use linear regression to locate the root of $\Sigma(\alpha)$, see Fig. 4 for an example with $K = 4$.

With large values of T and N and repeated runs, fairly accurate estimates for α_c can be obtained, as well as an estimate of the error bar, see Fig. 5. Note that in a *single run* with $N = 10^6$ and $T = 70000$ more than 10^{14} random numbers are consumed. This makes high demands on the pseudo random number generator. We used LCG64, a linear congruential generator with period $2^{64} - 1 \approx 10^{19}$ from the TRNG-library [3]. The results have been checked with an explicit inverse generator from the same library.

Table 1 shows the results. Since α_c for $K = 3$ is the most “prominent” threshold we spent a bit more CPU power to increase its accuracy. Currently our

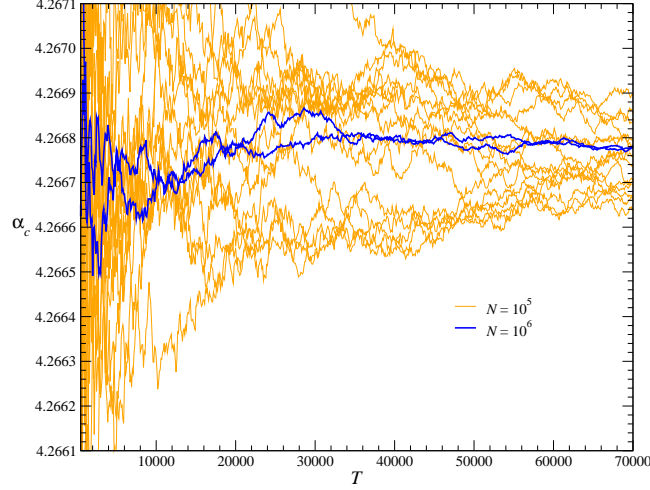


Fig. 5. Values of α_c as determined from various runs of the population dynamics. The convergence for $T \rightarrow \infty$ is clearly visible as well as the fluctuations induced by the finiteness of N . Note the resolution of the α_c -axis.

K	α_d	$\alpha_d^{(0)}$	α_s	α_c	$\alpha_c^{(1)}$	$\alpha_c^{(2)}$	$\alpha_c^{(7)}$
3	3.927 \pm 0.004	3.923	4.15	4.267	4.699	4.546	4.307
4	8.297 \pm 0.008	8.303	9.08	9.931	10.244	10.104	9.938
5	16.12 \pm 0.02	16.117	17.8	21.117	21.334	21.223	21.118
6	30.50 \pm 0.03	30.479	33.6	43.37	43.515	43.434	43.372
7	57.22 \pm 0.06	57.186	63	87.79	87.876	87.821	87.785
8	107.24 \pm 0.08	107.191			176.599	176.563	176.543
9	201.35 \pm 0.1	201.276			354.045	354.022	354.010
10	379.10 \pm 0.1	379.004			708.936	708.922	708.915

Table 1

Threshold values for random K -SAT. Bold numbers are the results of the population dynamics algorithm. $\alpha_d^{(0)}$ is the value predicted by the first moment expansion of the cavity equations (sec. 5.3), $\alpha_c^{(r)}$ is the result of a series expansion in $\varepsilon = 2^{-K}$ of the cavity equations up to order r (secs. 5.2 and A).

best estimate is

$$\alpha_c(3) = 4.26675 \pm 0.00015 \quad (36)$$

4.4 Stability

Using the population of ϕ and x variables obtained in the population dynamics, one can check the stability of this 1-RSB solution. In all cases we find that for $\alpha \leq \alpha_c$ the solution is stable to iteration. As for the bug proliferation

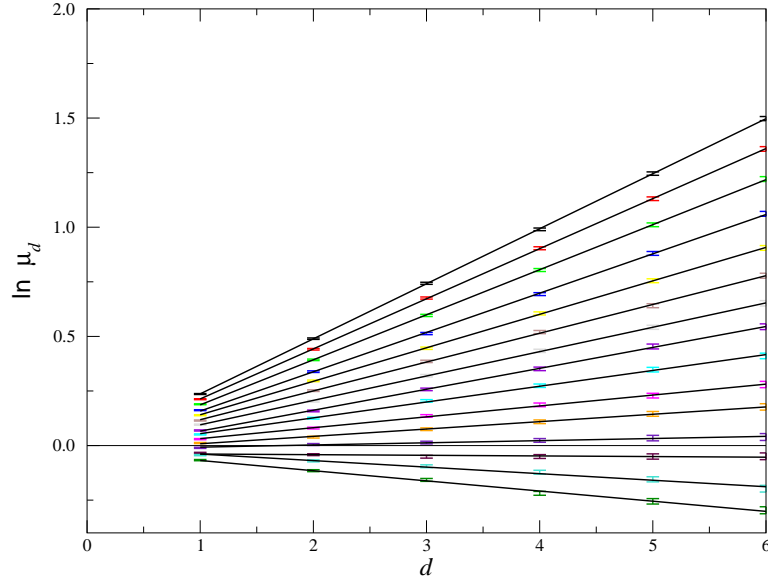


Fig. 6. Stability of the 1-RSB solution to the $K = 4$ random satisfiability problem. The stability parameter $\ln \mu_d$ of (17) is plotted versus the distance d for various values of α equally spaced between $\alpha = 8.50, 8.55, \dots, 9.20$ (from top to bottom). The points with error bars are the results of the numerical evaluation of μ_d using the population dynamics algorithm, the lines are the best linear fits.

stability, we estimate its location by considering the value of μ_d defined in (17). In Fig.6 we plot $\ln \mu_d$ versus d for the case $K = 4$, for various values of α . The behaviour is well approximated by a linear function. Using a linear regression, we estimate the slope and plot it as function of α , as shown in Fig. 7. In this way we estimate the limit of stability of the 1-RSB solution to: $\alpha_s(4) \simeq 9.08$. The values of $\alpha_s(K)$ for $K = 3, \dots, 7$ are shown in Tab. 1.

5 Large K analysis

5.1 Introduction

In the large K limit the random K -sat problem simplifies and one can get more precise analytic results. To get a first guess of the basic scale of α where the phase transitions takes place at large K , one can use the simplest first moment bound of [10]. Given a randomly generated formula, call \mathcal{N} the number of assignments of the configurations which satisfy the formula. Let us compute $E\mathcal{N}$ where E is the expectation value with respect to the choice of formulae. Each clause is satisfied by all but one of its 2^K possible assignments, hence in a problem with N variables and $M = \alpha N$ clauses: $E\mathcal{N} = 2^N(1 - 2^{-K})^{\alpha N}$. When $\alpha > \tilde{\alpha} = -\ln 2 / \ln(1 - 2^{-K})$, the average number $E\mathcal{N}$ is exponentially small,

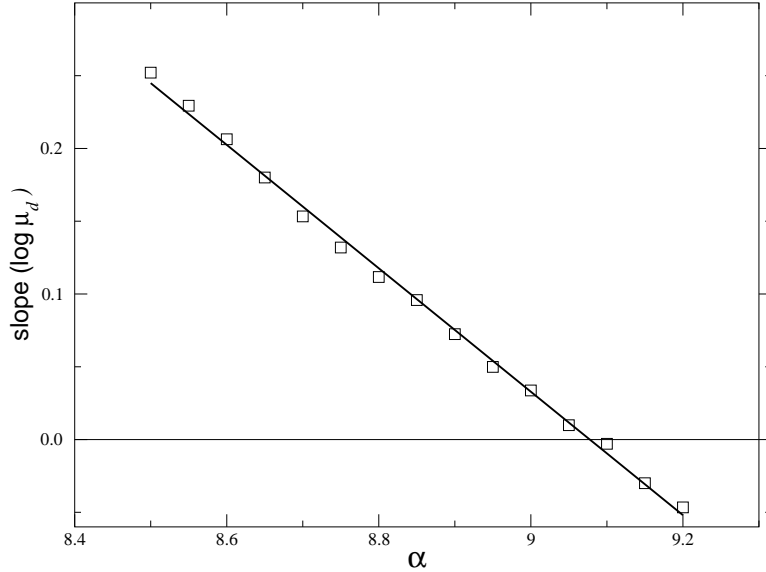


Fig. 7. The slopes of the linear fits to $\ln \mu_d$ versus d , obtained in fig.6 for the $K = 4$ random satisfiability problem, are plotted versus α . Values of α such that the slope is negative are such that the 1RSB solution is stable.

therefore for almost all formulas (apart from an exponentially small fraction) there is no satisfiable assignment. Therefore $\tilde{\alpha}$ gives an upper bound of the real α_c . This bound behaves at large K as $\tilde{\alpha} \simeq 2^{-K} \ln 2 - 2^{-2K} \frac{\ln(2)}{2} + O(2^{-3K})$. Clearly the basic scale of α is $\alpha \sim 2^K$, as one can expect from the fact that the fraction of assignments forbidden by one clause is 2^{-K} .

In this section we shall use as a small parameter $\varepsilon = 2^{-K}$, and define the rescaled parameter

$$\hat{\alpha} = 2^{-K} \alpha. \quad (37)$$

We shall compute the large K behavior of the satisfiability threshold α_c , the dynamic threshold α_d and the stability threshold α_s . The expansion will be in powers of ε , although one must be careful that at each order powers of K also appear.

We need to find an expansion of the pdfs S_r , A and B which satisfy the self-consistent equations (33-35). We first note that at large K and large α , the solution t of (32) goes to zero as $t \sim (K-1) \exp(-K\alpha/2)$, more rapidly than any power of ε . We can thus take $t = 0$ in our large K analysis. Then $\gamma = (K/2)2^K \hat{\alpha} \sim 1/\varepsilon$ is large.

According to Eq.(35) y is a sum of k fields ϕ , where k is Poisson distributed with mean γ . Eq.(34) shows that the distribution $A(x)$ is very close to the distribution $B(x)$, up to corrections of order $\exp(-\gamma)$ which again can be neglected in an expansion in powers of ε . Hence we expect that for $K \gg 1$, $A(x) \simeq B(x)$ become Gaussians concentrated around γM_1 , where $M_1 = \langle \phi \rangle$.

In the same regime, the main contributions to the integral in (33) come from the constant term 2^{1-K} , hence we expect $S_r(2^{K-1}\phi)$ to be concentrated around 1: then $M_1 \simeq 2^{1-K}$ and $\gamma M_1 \simeq K\hat{\alpha}$. This scenario is confirmed by the analysis of the functions A , B , and S_r obtained from the population dynamics. We will use it as the starting point for a series expansion for $\alpha_c(K)$ and for the large K asymptotics of α_d and α_s .

5.2 Series Expansion for α_c

Our goal is to express $\hat{\alpha}_c(K) = \alpha_c(K) 2^{-K}$ as a power series in the variable $\varepsilon = 2^{-K}$, with coefficients which may contain powers of K or of $\ln K$. We know from the bounds (2) that $\hat{\alpha}_c = \ln(2) + \mathcal{O}(\varepsilon)$. To get the next terms of the series we need to expand all moments of $A \simeq B$ and S_r in powers of ε .

Let $M_n = \langle \phi^n \rangle = \int d\phi S_r(\phi) \phi^n$ denote the n -th moment of S_r . Concerning the distribution $B(y)$, it is useful to introduce three types of moments. The n -th moment of B is $\langle y^n \rangle = \int dy B(y) y^n$. The n -th cumulant of B , \hat{b}_n , is defined as usual by the identity between generating functions:

$$\exp \left[\sum_{n=1}^{\infty} \frac{\lambda^n}{n!} \hat{b}_n \right] = \sum_{n=0}^{\infty} \frac{\lambda^n}{n!} \langle y^n \rangle . \quad (38)$$

The n -th central moment of B , b_n , is defined by $b_n = \langle (y - \langle y \rangle)^n \rangle$. Eq. (35) shows that

$$\hat{b}_n = \gamma M_n \quad n \geq 1 . \quad (39)$$

As motivated in the introduction of this section we will assume that $M_n = \mathcal{O}(\varepsilon^n)$. From

$$\gamma = \frac{\hat{\alpha}K}{2\varepsilon} \left(1 - \mathcal{O}(\varepsilon^{2^{K-1}}) \right) , \quad (40)$$

we get the scaling of the cumulants \hat{b}_n and the central moments b_n as

$$\begin{aligned} \hat{b}_n &= \mathcal{O}(\varepsilon^{n-1}) & n \geq 1 \\ b_n &= \mathcal{O}(\varepsilon^{\lceil n/2 \rceil}) & n \geq 2 , \end{aligned} \quad (41)$$

where $\lceil x \rceil$ denotes the smallest integer $\geq x$. These scalings are the base of our series expansion. To calculate the moments b_n self-consistently we rewrite $S_r(\phi)$ as

$$S_r(\phi) = \int \prod_{i=1}^{K-1} [d\zeta_i D(\zeta_i)] \delta \left(\phi - \ln \left[\frac{1}{1 - \prod_{i=1}^{K-1} \zeta_i} \right] \right) \quad (42)$$

with

$$D(\zeta) = \int dx dy B(x) B(y) \delta \left(\zeta - \frac{e^x - 1}{e^x + e^y - 1} \right) . \quad (43)$$

The moments of D are given by

$$\langle \zeta^\ell \rangle = \sum_{p,q=0}^{\infty} D_{p,q}^{(\ell)} b_p b_q \quad (44)$$

where $D_{p,q}^{(\ell)}$ is the Taylor coefficient

$$D_{p,q}^{(\ell)} = \frac{1}{p! q!} \frac{\partial^{p+q}}{\partial p x \partial q y} \left(\frac{e^x - 1}{e^x + e^y - 1} \right)^\ell \Big|_{x=y=\langle y \rangle}. \quad (45)$$

As we know that $b_0 = 1$, $b_1 = 0$ and $b_{n \geq 2} = \mathcal{O}(\varepsilon^{\lceil n/2 \rceil})$, we find that

$$\langle \zeta^\ell \rangle = D_{0,0}^{(\ell)} + \mathcal{O}(\varepsilon) = \left(\frac{1-\delta}{2-\delta} \right)^\ell + \mathcal{O}(\varepsilon), \quad (46)$$

where we have introduced $\delta = \exp(-\langle y \rangle)$. Because the leading contribution to γM_1 is $\gamma M_1 \simeq K \hat{\alpha}$, and $\hat{\alpha}$ is close to $\ln 2$, we expect δ to be a small parameter of order ε . We thus write:

$$D_{0,0}^{(\ell)} = \left(\frac{1-\delta}{2-\delta} \right)^\ell = 2^{-\ell} \left(1 - \frac{\ell}{2} \delta \right) + \mathcal{O}(\varepsilon^2) \quad (47)$$

$$D_{2,0}^{(\ell)} + D_{0,2}^{(\ell)} = 2^{-\ell} \frac{\ell(\ell-1)}{4} + \mathcal{O}(\varepsilon) \quad (48)$$

Expanding $-\ln(1-x)$ in the integral in (42) in a Taylor series at $x = 0$ gives

$$\begin{aligned} M_1 &= \sum_{\ell=1}^{\infty} \frac{1}{\ell} \langle \zeta^\ell \rangle^{K-1} \\ &= \sum_{\ell=1}^{\infty} \frac{(2\varepsilon)^\ell}{\ell} \left(1 - \frac{\ell}{2} \delta + \frac{\ell(\ell-1)}{4} b_2 + \mathcal{O}(\varepsilon^2) \right)^{K-1} \\ &= 2\varepsilon \left(1 - \frac{K-1}{2} \delta \right) + 2\varepsilon^2 + \mathcal{O}(\varepsilon^3) \end{aligned} \quad (49)$$

and similarly

$$M_2 = 4\varepsilon^2 + \mathcal{O}(\varepsilon^3). \quad (50)$$

Since $\hat{b}_1 = \langle y \rangle$ and $\hat{b}_2 = b_2$ we can use Eq. (39) to get the desired series expansion for the moments b_n :

$$\langle y \rangle = \hat{\alpha} K - \hat{\alpha} \frac{K(K-1)}{2} \varepsilon + \hat{\alpha} K \varepsilon + \mathcal{O}(\varepsilon^2) \quad (51)$$

$$b_2 = 2\hat{\alpha} K \varepsilon + \mathcal{O}(\varepsilon^2) \quad (52)$$

Now we are ready to expand the complexity into a series in ε . We use the representation of the complexity in terms of integrals over B , given in (9)–(11). Again we expand the logarithms in both integrals in a Taylor series

around $\langle y \rangle$ to get

$$\Sigma_0 = \ln(2) + \hat{\alpha}K - \hat{\alpha}\frac{K^2}{2}\varepsilon + 2\hat{\alpha}K\varepsilon - \frac{\delta}{2} + \mathcal{O}(\varepsilon^2) \quad (53)$$

and

$$K I_{K-1} - (K-1) I_K = -(K+1)\varepsilon - \frac{3K+1}{2}\varepsilon^2 + \frac{K(K-2)}{2}\varepsilon^2 + \mathcal{O}(\varepsilon^3). \quad (54)$$

From (9) we get $\Sigma(\alpha)$ up to order $\mathcal{O}(\varepsilon^2)$, and solving for $\hat{\alpha}_c$ we finally arrive at

$$\hat{\alpha}_c = \ln(2) - \frac{\ln(2)+1}{2}\varepsilon + \mathcal{O}(\varepsilon^2). \quad (55)$$

Note that this result saturates the best known *rigorous upper bound* for α_c found in [8,18].

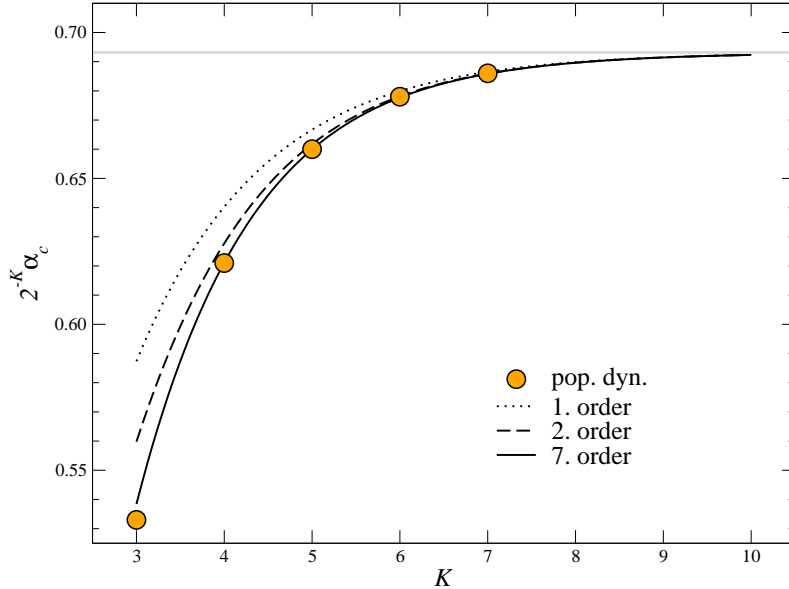


Fig. 8. Statistical transition point $\hat{\alpha}_c = \alpha_c 2^{-K}$: population dynamics solution of the cavity equations compared to the series expansions of first, second and seventh order in $\varepsilon = 2^{-K}$, see appendix A.

In appendix A we show how to calculate higher order terms of the series for α_c . Fig. 8 and Table 1 show that the seventh order expansion gets actually very close to the numerical values. For $K = 3$ the deviation of the seventh order series expansion from the numerical value is less than 1%, and for $K \geq 4$ this deviation is even smaller. Already at second order the cavity 1-RSB result lies below the best known upper bound of [8] (which is itself better than the upper bound of [18])

5.3 Asymptotics of α_d

The distributions $S(\phi)$, $A(x)$ and $B(y)$ get more and more concentrated as K gets larger. For an asymptotic analysis of α_d we will treat all pdfs as δ -functions. In terms of the moment expansion this means to ignore all but the first cumulant of B . We shall first work out the resulting value that is obtained from such an approximation for any K , and then compute the large K asymptotics.

If $S(\phi)$ is concentrated at M_1 , then B and A are concentrated at $\langle y \rangle = \gamma M_1$ and $\langle x \rangle = \gamma M_1 / (1 - e^{-\gamma})$. Eq. (33) gives

$$M_1 = \ln \left[1 + \frac{(e^{\langle x \rangle} - 1)^{K-1}}{(e^{\langle x \rangle} + e^{\langle y \rangle} - 1)^{K-1} - (e^{\langle x \rangle} - 1)^{K-1}} \right], \quad (56)$$

With $z = e^{-\gamma M_1}$ this can be written as

$$z = f(z) = \left[1 - \left(\frac{1 - z^{\frac{1}{1-e^{-\gamma}}}}{1 + z^{\frac{1}{e^{\gamma}-1}} - z^{\frac{1}{1-e^{-\gamma}}}} \right)^{K-1} \right]^\gamma. \quad (57)$$

The trivial $z = 1$ is always a solution of this equation, but for $\gamma > \gamma_d^0(K)$ non trivial solutions $z < 1$ appear. The critical value $\gamma_d^0(K)$ is given by the solution of

$$z = f(z) \quad \text{and} \quad 1 = f'(z). \quad (58)$$

These equations can be solved numerically and the resulting value γ_d^0 is easily translated into a corresponding α_d^0 by Eq. (32). The results are the values for α_d^0 in Table 1. The values for α_d^0 agree perfectly with the exact values α_d (within the error bars of the latter), even for $K = 3$, although the non-trivial distributions $A(x)$ and $B(y)$ that appear right above α_d are not δ -like.

To analyze α_d^0 in the large K -limit we simplify $f(z)$ by ignoring the difference between $\langle x \rangle$ and $\langle y \rangle$ as discussed in sec. 5.2. This leads to

$$z = f(z) = \left[1 - \left(\frac{1-z}{2-z} \right)^{K-1} \right]^\gamma. \quad (59)$$

The non-trivial solution of (59) is a number $z \in (0, 1)$, hence $\frac{1-z}{2-z} < \frac{1}{2}$ and for large K we can write

$$z = f(z) \simeq e^{-\gamma \left(\frac{1-z}{2-z} \right)^{K-1}} \quad (60)$$

This equation should have only the trivial solution $z = 1$ for $\gamma < \gamma_d$ and a non-trivial solution $z < 1$ for $\gamma > \gamma_d$. From the numerics we know that zK is small and decreasing with increasing K , hence we try the ansatz $zK = e^{-d}$

where d is a slowly growing function of K . This ansatz allows us to write

$$\left(\frac{1-z}{2-z}\right)^{K-1} \simeq 2^{1-K} e^{-\frac{e^{-d}}{2}} \quad (61)$$

and together with (60) we get

$$\gamma = 2^{K-1} \underbrace{e^{\frac{e^{-d}}{2}} (\ln K + d)}_{=:g(d)}. \quad (62)$$

The critical value $\alpha_d = 2\gamma_d/K$ is determined by the minimum of $g(d)$,

$$\alpha_d = \frac{2^K}{K} \left(\ln K + d^* \right) e^{\frac{e^{-d^*}}{2}} \quad (63)$$

where d^* denotes the solution of $g'(d) = 0$, which is the solution of

$$\exp(d^*) = \frac{1}{2} (\ln K + d^*) \quad (64)$$

$$d^* = \ln \left(\frac{1}{2} \ln K + \frac{1}{2} d^* \right). \quad (65)$$

Note that $d^* = \ln \left(\frac{1}{2} \ln K \right) \left[1 + \mathcal{O}\left(\frac{\ln \ln K}{\ln K}\right) \right]$ in agreement with our ansatz of a slowly growing $d(K)$. Fig. 9 verifies that (63) indeed gives the correct asymptotic expansion of α_d^0 .

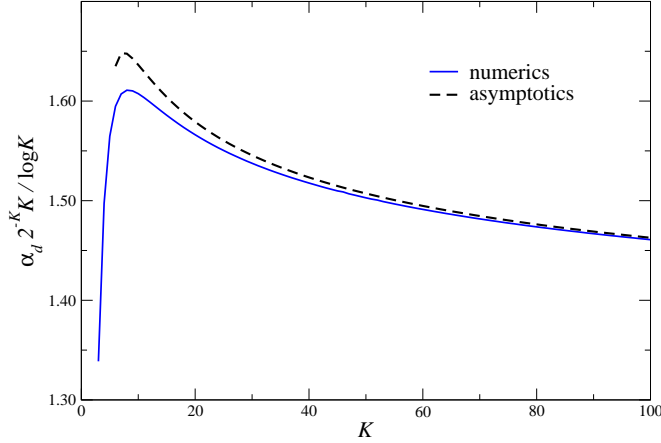


Fig. 9. Dynamical threshold α_d : asymptotical expansion (63) compared to the numerical solution of (59).

5.4 Stability Analysis at Large K

Since we are interested in studying the instability of type II in the region $\alpha_d < \alpha$, let us parametrize α as

$$\alpha = \frac{2^K}{K} (\ln K + d) e^{\frac{e-d}{2}}, \quad (66)$$

with $d \geq d^*(K)$.

In the large K limit the stability analysis is greatly simplified with respect to the general case discussed in Sec. 3. The iteration equation (29) and the matrix element eq. (30) read:

$$\tilde{v}_1 = \frac{e^{-(x_+^1 + x_-^1)}}{e^{-x_+^1 - \phi_1} + e^{-x_-^1} - e^{-(x_+^1 + x_-^1 + \phi_1)}} e^{-\xi_1} \quad (67)$$

and

$$e^{-\phi_2} = 1 - \frac{[1 - e^{-(x_+^1 + \phi_1)}] e^{-x_-^1}}{e^{-x_+^1 - \phi_1} + e^{-x_-^1} - e^{-(x_+^1 + x_-^1 + \phi_1)}} e^{-\xi_1} \quad (68)$$

where

$$\xi_1 = \sum_{i=2}^K \zeta_i, \quad \text{and} \quad \zeta_i = -\ln\left(\frac{e^{u_i} - 1}{e^{u_i} + e^{v_i} - 1}\right). \quad (69)$$

At large K , the variables u_i and v_i are random variables distributed according to the pdf A .

In order to understand the simplification taking place at large K , it is useful to carry one more step of the iteration: To compute the stability at distance 2, we need to compute

$$\tilde{v}_2 = \frac{e^{-(x_+^2 + x_-^2)}}{e^{-x_+^2 - \phi_2} + e^{-x_-^2} - e^{-(x_+^2 + x_-^2 + \phi_2)}} e^{-\xi_2} \quad (70)$$

and

$$e^{-\phi_3} = 1 - \frac{[1 - e^{-(x_+^2 + \phi_2)}] e^{-x_-^2}}{e^{-x_+^2 - \phi_2} + e^{-x_-^2} - e^{-(x_+^2 + x_-^2 + \phi_2)}} e^{-\xi_2}, \quad (71)$$

where ξ_2 is iid with ξ_1 .

In general \tilde{v}_1 and \tilde{v}_2 are correlated because \tilde{v}_2 depends on ϕ_2 , which itself depends on the same random variables as \tilde{v}_1 . At large K , we notice that a sum like $x_+^2 + \phi_2$ simplifies, because $\langle x \rangle = \frac{K\alpha}{2} M_1 = O(M_1 2^K)$ and $\phi = O(M_1)$: neglecting corrections of order ε , we can write at leading order $x_+^2 + \phi_2 = x_+^2$. Performing this simplification every time that a sum of the type $x + \phi$ appears, we deduce that the correlations between \tilde{v}_1 and \tilde{v}_2 disappear at large K . The

stability condition (28) simplifies to

$$\lim_{d \rightarrow \infty} \frac{1}{d} \ln \mu_d = \ln \left(\frac{K\alpha(K-1)}{2} \right) + \ln \langle \tilde{v}_1 \rangle . \quad (72)$$

To leading order we approximate $B(x)$ as a δ -function at $x = (K\alpha/2)M_1$, so that $z = \exp(-x) = \exp(-(K\alpha/2)M_1)$ satisfies equation (59). We get

$$\langle \tilde{v}_1 \rangle = \frac{z}{2-z} \left(\frac{1-z}{2-z} \right)^{K-2} \quad (73)$$

Using the asymptotic form (66), together with $z = \exp(-d)/K$ and (61), in eq. (72) we find

$$e^{-d}(\ln(K) + d) = 1 . \quad (74)$$

The solution $d_S(K)$ of this equation, when plugged into the definition (66) of α , gives the stability threshold α_S , such that the 1-RSB cavity solution is stable at $\alpha > \alpha_S$. We notice that (74) is similar to the eq. (64) giving $d^*(K)$. In fact a simple change of variables gives:

$$d_S(K) = d^*(2K) + \ln 2 . \quad (75)$$

The asymptotic expression for the instability is thus given by

$$\alpha_S = \frac{2^K}{K} (\ln(2K) + d^*(2K)) e^{\frac{1}{4}e^{-d^*(2K)}} \quad (76)$$

which is close to the dynamical point α_d of (63).

For any finite K , there exist a region between α_d and α_S in which the one step solution is unstable, while the solution at $\alpha_S < \alpha \leq \alpha_C$ is stable. At large K the unstable region is small and $\lim_{K \rightarrow \infty} \frac{\alpha_d(K)}{\alpha_S(K)} = 1$. The relative difference of $(\alpha_S - \alpha_d)/\alpha_d$ is of order $1/\ln K$.

6 Conclusions

In this note we have studied in details the 1-RSB cavity analysis of the random K -SAT problem for general K . Starting from the Survey Propagation equations we have computed the threshold values $\alpha_d(K)$ for the onset of clustering of constrained variables, $\alpha_s(K)$ for the stability of the 1-RSB cavity solution, $\alpha_c(K)$ for the SAT/UNSAT transition. For all studied values of K we find $\alpha_d(K) < \alpha_s(K) < \alpha_c(K)$, which shows that the SAT/UNSAT threshold $\alpha_c(K)$ always lies in the stable region. This provides stronger support to the conjecture that the 1-RSB cavity values for $\alpha_c(K)$ are exact for any K .

On the other hand, the neighborhood of $\alpha_d(K)$ should be studied with higher order RSB methods.

We have developed two different approaches to computing the threshold, a numerical study of the cavity equation for $K \in \{3, \dots, 7\}$ on one hand and a large K expansion on the other hand. In particular, the large K expansion of $\alpha_c(K)$ can be pushed far enough that the results match those of the numerical study for $K \in \{3, \dots, 7\}$.

On top of having the threshold value for any K , this analysis is also useful since the large K limit is a natural candidate for building a complete analytical matching between the cavity solution and other rigorous results. To the leading order the analytical expression for the threshold value at large K coincides with the best known rigorous upper bounds while higher orders give a further improvement. We hope that the type of results discussed in this paper will help in developing a complete rigorous understanding of the cavity approach in the K -SAT problem and of its algorithmic potentialities.

A Systematic Moment Expansion

The series expansion for $\alpha_c(K)$ from section 5.2 can be worked out systematically. Eqs. (34), (35), (42) and (43) define a circular mapping $S_r(\phi) \mapsto [A(x), B(y)] \mapsto D(\zeta) \mapsto S_r(\phi)$ that we want to express in terms of moments. Eq. (39) is the moment version of $S \mapsto B$. As discussed in section 5.2 we will neglect the difference between A and B and we set $\gamma = \alpha K/2$. In terms of moments the map $D \mapsto S_r$ reads

$$M_n = \sum_{\ell=1}^{\infty} C_{n,\ell} \langle \zeta^\ell \rangle^{K-1} \quad (\text{A.1})$$

where the Taylor coefficients $C_{n,\ell}$ are defined by $\ln^n(1/(1-x)) = \sum_{\ell=1}^{\infty} C_{n,\ell} x^\ell$. They can be calculated recursively,

$$C_{1,\ell} = \frac{1}{\ell} \quad C_{n,\ell} = \sum_{p=1}^{\ell-1} \frac{C_{n-1,\ell-p}}{p}. \quad (\text{A.2})$$

Note that $C_{n,l} = 0$ for $l < n$, $C_{n,n} = 1$ and $C_{n,n+1} = \frac{n}{2}$. To close the sequence of mappings we need to express $B \mapsto D$ or rather

$$\langle \zeta^\ell \rangle = \left\langle \left(\frac{e^x - 1}{e^x + e^y - 1} \right)^\ell \right\rangle \quad (\text{A.3})$$

in terms of moments, but we already know how to do this, see Eq. (44). Now we have all pieces to close the chain of mappings, for example in terms of b_n :

$$\hat{b}_n = \frac{\alpha K}{2} \sum_{\ell=1}^{\infty} C_{n,\ell} \left(\sum_{p,q} D_{p,q}^{(\ell)} b_p b_q \right)^{K-1}. \quad (\text{A.4})$$

The “hat” on the lhs of (A.4) is easily removed by the usual transformations from cumulants to central moments, see (38). Eq. (A.4) can be used to calculate the central moments of $B(y)$ up to any given order in $\varepsilon = 2^{-K}$. It is usefull to introduce another small quantity $Z_\ell = \mathcal{O}(\varepsilon)$ by

$$\sum_{p,q} D_{p,q}^{(\ell)} b_p b_q =: 2^{-l} (1 + Z_l). \quad (\text{A.5})$$

This allows us to write Eq. (A.4) as

$$\hat{b}_n = \hat{\alpha} K \sum_{\ell=n}^{r+1} (2\varepsilon)^{\ell-1} C_{n,\ell} \sum_{m=0}^{r+1-\ell} \binom{K-1}{m} Z_\ell^m + \mathcal{O}(\varepsilon^{r+1}) \quad (\text{A.6})$$

Note that Z_ℓ must be known up to (and including) terms of order $\varepsilon^{r+1-\ell}$ in Eq. (A.6). To find $\hat{b}_1 = \langle y \rangle$ up to order ε^2 we need

$$Z_1 = -\frac{\delta}{2} - \frac{\delta^2}{4} + \mathcal{O}(\varepsilon^3) \quad Z_2 = -\delta + \hat{\alpha} K \varepsilon + \mathcal{O}(\varepsilon^2) \quad (\text{A.7})$$

with $\delta = e^{-\langle y \rangle} = \mathcal{O}(\varepsilon)$. Inserting this into Eq. (A.6) we get

$$\begin{aligned} \langle y \rangle = \hat{\alpha} K \left(1 - \frac{K-1}{2} \delta + \varepsilon + \frac{(K-1)(K-4)}{8} \delta^2 - (K-1) \delta \varepsilon \right. \\ \left. + \hat{\alpha} K (K-1) \varepsilon^2 + \frac{4}{3} \varepsilon^3 \right) + \mathcal{O}(\varepsilon^3) \end{aligned} \quad (\text{A.8})$$

A series expansion in ε requires to δ to be expressed in terms of ε . For that we need to know $\hat{\alpha}$ in terms of ε (this is where self-consistency sneaks in), but luckily we need to know $\hat{\alpha}$ only up to first order in ε , so we can use (55) to get

$$\delta = \varepsilon + \left(\frac{K(K-2)}{2} \ln(2) + \frac{K}{2} \right) \varepsilon^2 + \mathcal{O}(\varepsilon^3). \quad (\text{A.9})$$

Note that this expansion strictly holds only at $\hat{\alpha} = \hat{\alpha}_c$, the condition that underlies (55). Inserting this into the series for $\langle y \rangle$ provides us with

$$\frac{\langle y \rangle}{\hat{\alpha} K} = 1 + \frac{3-K}{2} \varepsilon + \left(\frac{17}{6} - \left[\frac{11}{8} + \frac{3}{2} \ln(2) \right] K - \left[\frac{1}{8} - \frac{7}{4} \ln(2) \right] K^2 - \frac{\ln 2}{4} K^3 \right) \varepsilon^2 + \mathcal{O}(\varepsilon^3). \quad (\text{A.10})$$

Similar calculations give

$$\frac{b_2}{\hat{\alpha} K} = 2\varepsilon + \left(6 - 2 \left[1 + \ln(2) \right] K + 2 \ln(2) K^2 \right) \varepsilon^2 + \mathcal{O}(\varepsilon^3) \quad (\text{A.11})$$

and

$$\frac{b_3}{\hat{\alpha}K} = 4\varepsilon^2 + \mathcal{O}(\varepsilon^3). \quad (\text{A.12})$$

For the series expansion of the complexity we need to consider the Σ_0 , Eq. (10) and the integrals I_s , Eq. (11). The Taylor coefficients

$$L_{p,q} = \frac{1}{p!q!} \frac{\partial^{p+q}}{\partial^p y \partial^q z} \ln(e^y + e^z - 1) \Big|_{y=z=\langle y \rangle}. \quad (\text{A.13})$$

$$L_{0,0} = \ln(2e^{\langle y \rangle} - 1) = \ln(2) + \langle y \rangle - \frac{\delta}{2} - \frac{\delta^2}{8} + \mathcal{O}(\varepsilon^3) \quad (\text{A.14})$$

$$L_{0,2} + L_{2,0} = \frac{1-\delta}{(2-\delta)^2} = \frac{1}{4} + \mathcal{O}(\varepsilon^2) \quad L_{2,2} = -\frac{2+\delta^2}{4(2-\delta)^4} = -\frac{1}{32} + \mathcal{O}(\varepsilon) \quad (\text{A.15})$$

$$L_{0,3} + L_{3,0} = -\frac{(1-\delta)\delta}{3(2-\delta)^2} = \mathcal{O}(\varepsilon) \quad L_{0,4} + L_{4,0} = -\frac{1}{96} + \mathcal{O}(\varepsilon^2) \quad (\text{A.16})$$

allow us to write

$$\begin{aligned} \Sigma_0 &= \sum_{p,q} L_{p,q} b_p b_q = L_{0,0} + (L_{0,2} + L_{2,0})b_2 + L_{2,2}b_2^2 + (L_{0,3} + L_{3,0})b_3 + \mathcal{O}(\varepsilon^3) \\ &= \ln(2) + \langle y \rangle - \frac{\delta}{2} - \frac{\delta^2}{8} + \frac{b_2}{4} - \frac{b_2^2}{32} - \frac{b_4}{96} + \mathcal{O}(\varepsilon^3). \end{aligned} \quad (\text{A.17})$$

The second contribution to the complexity can be expressed in terms of the small quantities Z_ℓ defined in (A.5),

$$\begin{aligned} \alpha [K I_{K-1} - (K-1) I_K] &= \hat{\alpha} \sum_{\ell=1}^{\infty} \frac{\varepsilon^{\ell-1}}{\ell} \sum_{m=0}^K \left[(K-1) - 2^\ell (K-m) \right] \binom{K}{m} Z_\ell^m \\ &= \hat{\alpha} \sum_{\ell=1}^3 \frac{\varepsilon^{\ell-1}}{\ell} \sum_{m=0}^{3-\ell} \left[(K-1) - 2^\ell (K-m) \right] \binom{K}{m} Z_\ell^m + \mathcal{O}(\varepsilon^3), \end{aligned} \quad (\text{A.18})$$

and Z_1 and Z_2 are given in (A.7). Putting together all pieces we arrive at the series expansion of the complexity Σ up to second order in ε ,

$$\begin{aligned} \Sigma(\alpha) &= \ln(2) - \hat{\alpha} - \frac{1 + \ln(2)}{2} \varepsilon \\ &\quad + \left(\frac{1}{8} - \frac{\ln(2)}{12} + \frac{3 \ln(2) - 2}{8} K - \frac{\ln(2)[1 + 2 \ln(2)]}{8} K^2 \right) \varepsilon^2 + \mathcal{O}(\varepsilon^3). \end{aligned} \quad (\text{A.19})$$

Solving for $\hat{\alpha}$ gives the expansion for $\hat{\alpha}$ up to second order. Obviously this approach can be extended to higher orders, although the computations get

more and more involved. We used a computer algebra package (Maple) to derive the next orders of the series expansion

$$\hat{\alpha}_c(K) = \ln(2) + \hat{\alpha}_1 \varepsilon + \hat{\alpha}_2 \varepsilon^2 + \hat{\alpha}_3 \varepsilon^3 + \dots \quad (\text{A.20})$$

The $\hat{\alpha}_i$ are polynomials in K with coefficients that are rational polynomials in $\ln(2)$. The coefficients $\hat{\alpha}_1, \hat{\alpha}_2, \hat{\alpha}_3$ are given below. Higher order coefficients up to $\hat{\alpha}_7$ are available upon request from the authors. The quality of the expansion up to seventh order can be seen in Fig. 8 and Table 1.

$$\hat{\alpha}_1 = -\frac{1 + \ln(2)}{2} \quad (\text{A.21})$$

$$\hat{\alpha}_2 = \frac{1}{8} - \frac{\ln(2)}{12} + \frac{3\ln(2) - 2}{8} K - \frac{\ln(2) + 2\ln^2(2)}{8} K^2 \quad (\text{A.22})$$

$$\begin{aligned} \hat{\alpha}_3 = & \frac{1}{16} - \frac{\ln(2)}{24} + \left(\frac{3\ln(2) - 2}{8} \right) K - \left(\frac{13\ln^2(2) - 3\ln(2) + 1}{8} \right) K^2 + \\ & \left(\frac{14\ln^3(2) + 15\ln^2(2) - 4\ln(2)}{24} \right) K^3 - \left(\frac{4\ln^3(2) + \ln^2(2)}{16} \right) K^4 \end{aligned} \quad (\text{A.23})$$

Acknowledgements

The large scale simulations to find α_c with the population dynamics algorithms have been done on the Beowulf cluster TINA[34]. This work has been supported in part by the European Community's Human Potential Programme under contract HPRN-CT-2002-00319, STIPCO and by the German science council (DFG) under grant ME2044/1-1. S.M. and M.M. enjoyed the hospitality of the ICTP where part of this work was done.

References

- [1] D. Achlioptas. Lower bounds for random 3-SAT via differential equations. *Theoretical Computer Science*, 265:159–185, 2001.
- [2] D. Achlioptas and Y. Peres. The threshold for random k-SAT is $2^k(\ln 2 + o(1))$. <http://arXiv.org/abs/cs.CC/0305009>.
- [3] Heiko Bauke. TRNG - a portable random number generator for parallel computing. <http://tina.nat.uni-magdeburg.de/TRNG>.

- [4] Alfredo Braunstein, Marc Mézard, and Riccardo Zecchina. Survey propagation: an algorithm for satisfiability. <http://arXiv.org/abs/cs.CC/0212002>.
- [5] S. Cocco, O. Dubois, J. Mandler, and R. Monasson. Rigorous decimation-based construction of ground pure states for spin glass models on random lattices. *Phys. Rev. Lett.*, 90:047205, 2003.
- [6] S.A. Cook and D.G. Mitchell. Finding hard instances of the satisfiability problem: A survey. *DIMACS Series in Discrete Mathematics and Theoretical Computer Science*, 35, 1997.
- [7] Stephen Cook. The complexity of theorem proving procedures. In *Proceedings of the Third Annual ACM Symposium on Theory of Computing*, pages 151–158, 1971.
- [8] O. Dubois and Y. Boukhad. A general upper bound for the satisfiability threshold of random r-SAT formulae. *J. Algorithms*, 24:395–420, 1997.
- [9] Olivier Dubois, Rémi Monasson, Bart Selman, and Riccardo Zecchina, editors. *Phase Transitions in Combinatorial Problems*, volume 265 of *Theor. Comp. Sci.*, 2001.
- [10] J. Franco and M. Paull. Probabilistic analysis of the Davis-Putnam procedure for solving the satisfiability problem. *Discr. Appl. Math.*, 5:77–87, 1983.
- [11] S. Franz and M. Leone. Replica bounds for optimization problems and diluted spin systems. *J. Stat. Phys.*, 111:535, 2003.
- [12] E. Friedgut. Sharp thresholds of graph properties, and the k-SAT problem. *J. Amer. Math. Soc.*, 12:1017–1054, 1999.
- [13] A.M. Frieze and S. Suen. Analysis of two simple heuristics on a random instance of k-SAT. *J. Algorithms*, 20:312–355, 1996.
- [14] Michael R. Garey and David S. Johnson. *Computers and Intractability. A Guide to the Theory of NP-Completeness*. W.H. Freeman, New York, 1979.
- [15] F. Guerra and F.L. Toninelli. The thermodynamic limit in mean field spin glass models. *Comm. Math. Phys.*, 230:71, 2002.
- [16] T. Hogg, B.A. Huberman, and C. Williams, editors. *Frontiers in problem solving: phase transitions and complexity*, volume 81 of *Artif. Intell.*, 1996.
- [17] Scott Kirkpatrick and Bart Selman. Critical behavior in the satisfiability of random boolean expressions. *Science*, 264:1297–1301, May 1994.
- [18] L.M. Kirousis, E. Kranakis, and D. Krizanc. Approximating the unsatisfiability threshold of random formulae. *Random Structure and Algorithms*, 12:253–269, 1998.
- [19] F.R. Kschischang, B.J. Frey, and H.-A. Loeliger. Factor graphs and the sum-product algorithm. *IEEE Trans. Inf. Theory*, 47(2):498–519, 2001.

- [20] L.A. Levin. Average case complete problems. *SIAM J. Comput.*, 14:285–286, 1986.
- [21] M. Mézard, G. Parisi, and M.A. Virasoro. *Spin glass theory and beyond*. World Scientific, Singapore, 1987.
- [22] M. Mézard, F. Ricci-Tersenghi, and R. Zecchina. Two solutions to diluted p-spin models and XORSAT problems. *J. Stat. Phys.*, 111:505, 2003.
- [23] Marc Mézard, Giorgio Parisi, and Riccardo Zecchina. Analytic and algorithmic solution of random satisfiability problems. *Science*, 297:812, 2002.
- [24] Marc Mézard and Riccardo Zecchina. Random k -satisfiability: from an analytic solution to a new efficient algorithm. *Phys. Rev. E*, 66:056126, 2002.
- [25] Rémi Monasson and Riccardo Zecchina. The entropy of the k -satisfiability problem. *Phys. Rev. Lett.*, 76:3881, 1996.
- [26] Rémi Monasson and Riccardo Zecchina. Statistical mechanics of the random k -satisfiability model. *Phys. Rev. E*, 56(2):1357–1370, 8 1997.
- [27] A. Montanari, M. Müller, and M. Mézard. The phase diagram of random heteropolymers. <http://arXiv.org/abs/cond-mat/0307040>.
- [28] A. Montanari, G. Parisi, and F. Ricci-Tersenghi. Instability of one-step replica-symmetry-broken phase in satisfiability problems. <http://arXiv.org/abs/cond-mat/0308147>.
- [29] A. Montanari and F. Ricci-Tersenghi. On the nature of the low-temperature phase in discontinuous mean-field spin glasses. *Eur. Phys. J.*, B 33:339, 2003.
- [30] F. Ricci-Tersenghi, M. Weigt, and R. Zecchina. Simplest random k -satisfiability problem. *Phys. Rev. E*, 63:026702, 2001.
- [31] O. Rivoire, G. Biroli, O. C. Martin, and M. Mézard. Glass models on bethe lattices. <http://arXiv.org/abs/cond-mat/0307569>.
- [32] R. Monasson, R. Zecchina, S. Kirkpatrick, B. Selman, and L. Troyansky. Determining computational complexity from characteristic ‘phase transitions’. *Nature*, 400:133–137, July 1999.
- [33] Ben-David S., Chor B., Goldreich O., and Luby M. On the theory of average case complexity. *JCSS*, 44:193–219, 1992.
- [34] Tina is a 156-CPU selfmade Beowulf cluster at Otto-von-Guericke University, Magdeburg. See <http://tina.nat.uni-magdeburg.de>.
- [35] Gurevich Y. Average case completeness. *JCSS*, 42:246–398, 1991.