

# Relational Grid Monitoring Architecture (R-GMA)

Andrew Cooke and Werner Nutt  
*Heriot-Watt, Edinburgh, UK*

James Magowan and Paul Taylor  
*IBM UK Ltd.*

Jason Leake  
*Objective Engineering Ltd.*

Rob Byrom, Laurence Field, Steve Hicks, Manish Soni, and Antony Wilson  
*PPARC, UK*

Roney Cordenonsi  
*Queen Mary, University of London, UK*

Linda Cornwall, Abdeslem Djaoui, and Steve Fisher\*  
*Rutherford Appleton Laboratory, UK*

Norbert Podhorszki  
*SZTAKI, Hungary*

Brian Coghlan, Stuart Kenny, David O'Callaghan, and John Ryan  
*Trinity College Dublin, Ireland*

We describe R-GMA (Relational Grid Monitoring Architecture) which has been developed within the European DataGrid Project as a Grid Information and Monitoring System. It is based on the GMA from GGF, which is a simple Consumer-Producer model. The special strength of this implementation comes from the power of the relational model. We offer a global view of the information as if each Virtual Organisation had one large relational database. We provide a number of different Producer types with different characteristics; for example some support streaming of information. We also provide combined Consumer/Producers, which are able to combine information and republish it. At the heart of the system is the mediator, which for any query is able to find and connect to the best Producers for the job. We have developed components to allow a measure of inter-working between MDS and R-GMA. We have used it both for information about the grid (primarily to find out about what services are available at any one time) and for application monitoring. R-GMA has been deployed in various testbeds; we describe some preliminary results and experiences of this deployment.

## 1. INTRODUCTION

The Grid Monitoring Architecture (GMA)[1] of the GGF, as shown in Figure 1, consists of three components: *Consumers*, *Producers* and a directory service, which we prefer to call a *Registry*.

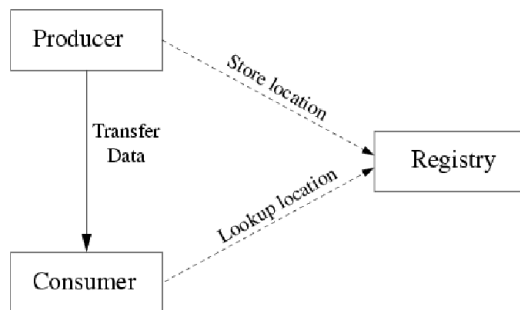


FIG. 1: Grid Monitoring Architecture

In the GMA Producers register themselves with the Registry and describe the type and structure of information they want to make available to the Grid. Consumers can query the Registry to find out what type of information is available and locate Producers that provide such information. Once this information is known the Consumer can contact the Producer directly to obtain the relevant data. By specifying the Consumer/Producer protocol and the interfaces to the Registry one can build inter-operable services. The Registry communication is shown on Figure 1 by a dotted line and the main flow of data by a solid line.

The current GMA definition also describes the registration of Consumers, so that a Producer can find a Consumer. The main reason to register the existence of Consumers is so that the Registry can notify them about changes in the set of Producers that interests them.

The GMA architecture was devised for monitoring but we think it makes an excellent basis for a *combined* information and monitoring system. We have argued before[2] that the only thing

\*email: s.m.fisher@rl.ac.uk

which characterises monitoring information is a time stamp, so we insist upon a time stamp on all measurements - saying that this is the time when the measurement was made, or equivalently the time when the statement represented by the tuple was true.

The GMA does not constrain any of the protocols nor the underlying data model, so we were free when producing our implementation to adopt a data model which would allow the formulation of powerful queries over the data.

R-GMA is a relational implementation of the GMA, developed within the European DataGrid (EDG), which brings the power and flexibility of the relational model. R-GMA creates the impression that you have one RDBMS per Virtual Organisation (VO). However it is important to appreciate that what our system provides, is a way of using the relational model in a Grid environment and that we have *not* produced a general distributed RDBMS. All the producers of information are quite independent. It is relational in the sense that Producers announce what they have to publish via an SQL CREATE TABLE statement and publish with an SQL INSERT and that Consumers use an SQL SELECT to collect the information they need. For a more formal description of R-GMA see the forthcoming CoopIS paper[3].

R-GMA is built using servlet technology and is being migrated rapidly to web services – specifically to fit into an OGSA[4] framework.

## 2. QUERY TYPES AND PRODUCER TYPES

We have so far defined not just a single Producer but five different types: a DataBaseProducer, a StreamProducer, a ResilientProducer, a LatestProducer and a CanonicalProducer. All appear to be Producers as seen by a Consumer - but they have different characteristics. The CanonicalProducer, though in some respects the most general, is somewhat different as there is no user interface to publish data via an SQL INSERT statement. Instead it triggers user code to answer an SQL query. The other Producers are all **Insertable**; this means that they all have an interface accepting an SQL INSERT statement.

The other producers are instantiated and given the description of the information they have to offer by an SQL CREATE TABLE statement and a WHERE clause expressing a predicate that is true for the table. Currently this is of the form WHERE (column\_1=value\_1 AND column\_2=value\_2 AND ...). To publish data, a method is invoked which takes the form of a normal SQL INSERT statement.

Three kinds of query are supported: History, Latest and Continuous. The history query might be seen as the more traditional one, where you want to make a query over some time period - in-

cluding “all time”. The latest query is used to find the current value of something and a continuous query provides the client with all results matching the query as they are published. A continuous query is therefore acting as a filter on a published stream of data.

The DataBaseProducer supports history queries. It writes each record to an RDBMS. This is slow (compared to a StreamProducer) but it can handle joins. The StreamProducer supports continuous queries and writes information to a memory structure where it can be picked up by a Consumer. The ResilientStreamProducer is similar to the StreamProducer but information is backed up to disk so that no information is lost in the event of a system crash. The LatestProducer supports latest queries by holding only the latest records in an RDBMS.

Each record has a time stamp, one or more fields which define what is being measured (e.g. a hostname) and one or more fields which are the measurement (e.g. the 1 minute CPU load average). The time stamp and the defining fields are close to being a primary key - but as there is no way of knowing who is publishing what across the Grid, the concept of primary key (as something globally unique) makes no sense. The LatestProducer will replace an earlier record having the same defining fields, as long as the time stamp on the new record is more recent, or the same as the old one.

Producers, especially those using an RDBMS, may need cleaning from time to time. We provide a mechanism to specify those records of a table to delete by means of a user specified SQL WHERE clause which is executed at intervals which are also specified by the user. For example it might delete records more than a week old from some table or it may only hold the newest one hundred rows, or it might just keep one record from each day.

Another valuable component is the Archiver which is a combined Consumer-Producer. You just have to tell an Archiver what to collect and it does so on your behalf. An Archiver works by taking over control of an existing Producer and instantiating a Consumer for each table it is asked to archive. This Consumer then connects via the mediator to all suitable Producers and data starts streaming from those Producers, through the Archiver and into the new Producer. The inputs to an Archiver are always streams from a StreamProducer or a ResilientStreamProducer. It will re-publish to any kind of **Insertable**. This allows useful topologies of components to be constructed such as the one shown in Figure 3

This shows a number of StreamProducers (labelled SP) which is normally the entry point to R-GMA. There is then a layer of Archivers (A) publishing to another StreamProducer. Finally there is an Archiver to a LatestProducer (LP) and an Archiver to a DataBaseProducer (DP) to answer both Latest and History queries.

We intend to allow some kinds of producer to

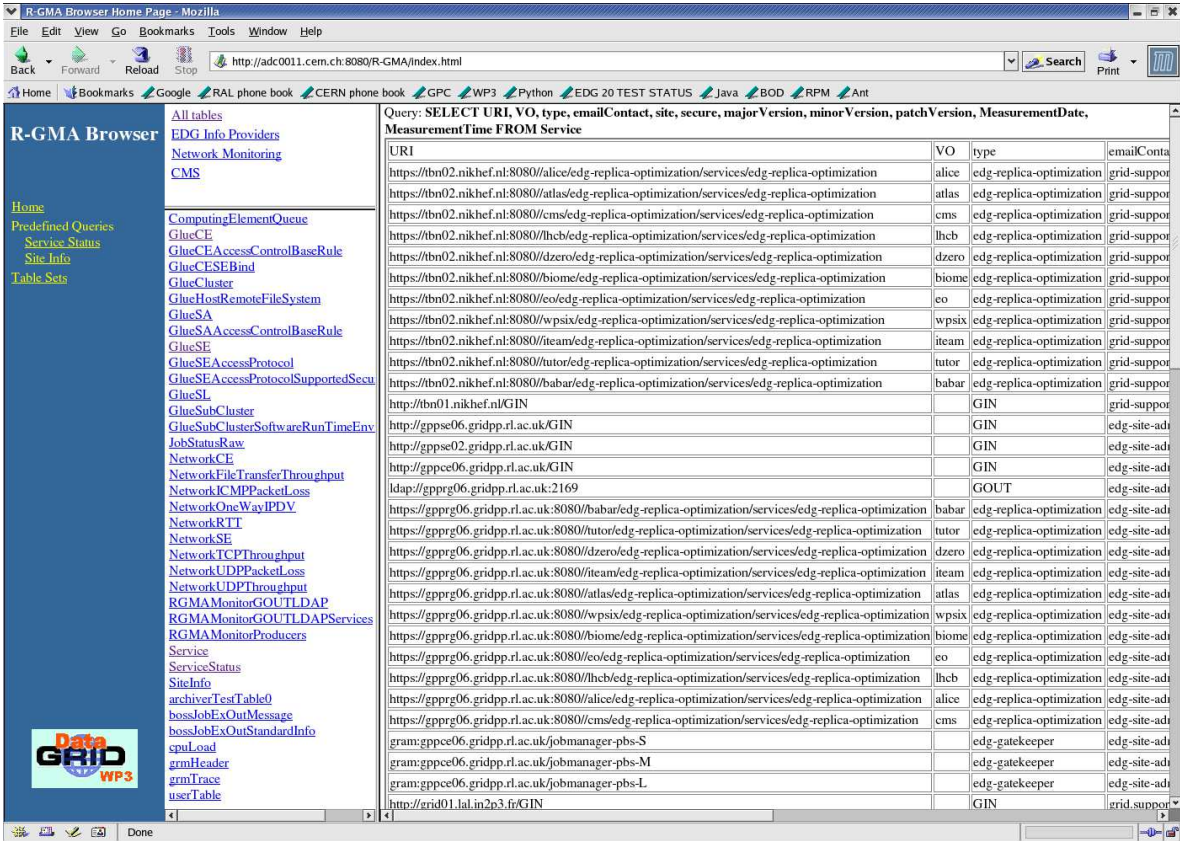


FIG. 2: R-GMA BrowserServlet

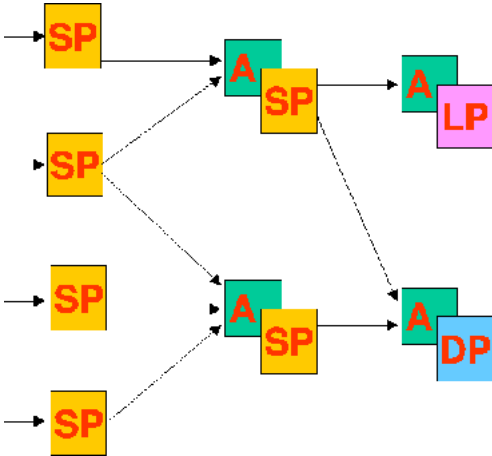


FIG. 3: A possible topology of R-GMA components

answer more than one kind of query - but for now we are keeping it simple.

### 3. TOOLS

There are a number of tools available to query R-GMA Producers. There is a command line tool, a Java graphical display tool, and the R-GMA Browser. The browser is accessible from a Web browser without any R-GMA installation. It offers a few custom queries, and makes it easy for

you to write your own. A screen shot is shown in Fig 2.

The command line tool, which is written in Python, is the most powerful. It is designed to do simple things very easily - but if you want to carry out more complex operations you must code them yourself using one of the APIs. It supports one instance of each kind of producer and one Archiver at any one time. You can also find what tables exist, find details of a table and issue any kind of query.

### 4. THE REGISTRY AND THE MEDIATOR

The registry stores information about all producers currently available. Currently there is only one physical Registry per VO. This bottleneck and single point of failure is being eliminated. Code has been written to allow multiple copies of the registry to be maintained. Each one acts as master of the information which was originally stored in that Registry instance and has copies of the information from other Registry instances. Synchronisation is carried out frequently. Currently VOs are disjoint, we plan to allow information to be published to a set of VOs.

The mediator (which is hidden behind the Consumer interface) is the component which makes R-GMA easy to use. Producers are associated with views on a virtual data base. Currently views have

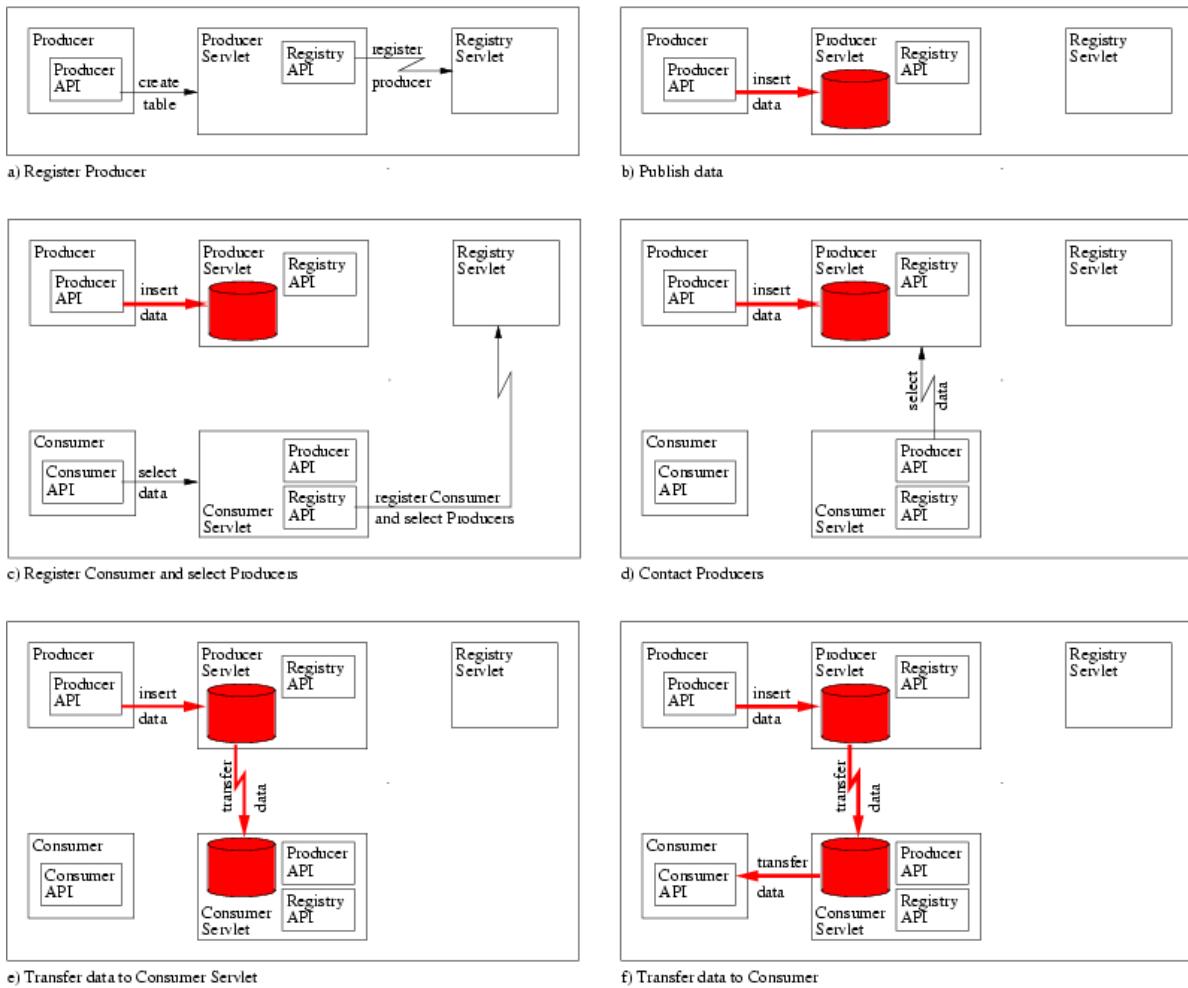


FIG. 4: Relational Grid Monitoring Architecture

the form:

```
SELECT * FROM <table> WHERE
<predicate>
```

This view definition is stored in the Registry. When queries are posed, the Mediator uses the Registry to find the right Producers and then combines information from them.

## 5. ARCHITECTURE

R-GMA is currently based on Servlet technology. Each component has the bulk of its implementation in a Servlet. Multiple APIs in Java, C++, C, Python and Perl are available to communicate with the servlets. The basic ones are the Java and C++ APIs which are completely written by hand. The C API calls the C++ and the Python and Perl are generated by SWIG. We make use of the Tomcat Servlet container. Most of the code is written in Java and is therefore highly portable. The only dependency on other EDG software components is in the security area.

Figure 4 shows the communication between the APIs and the Servlets. When a Producer is cre-

ated its registration details are sent via the Producer Servlet to the Registry (Figure 4a). The Registry records details about the Producer, which include the description and view of the data published, *but not the data itself*. The description of the data is actually stored as a reference to a table in the Schema. In practise the Schema is collocated with the Registry. Then when the Producer publishes data, the data are transferred to a local Producer Servlet (Figure 4b).

When a Consumer is created its registration details are also sent to the Registry although this time via a Consumer Servlet (Figure 4c). The Registry records details about the type of data that the Consumer is interested in. The Registry then returns a list of Producers back to the Consumer Servlet that match the Consumers selection criteria.

The Consumer Servlet then contacts the relevant Producer Servlets to initiate transfer of data from the Producer Servlets to the Consumer Servlet as shown in Figures 4d-e.

The data are then available to the Consumer on the Consumer Servlet, which should be close in terms of the network to the Consumer (Figure 4f).

As details of the Consumers and their selection

criteria are stored in the Registry, the Consumer Servlets are automatically notified when new Producers are registered that meet their selection criteria.

The system makes use of soft state registration to make it robust. Producers and Consumers both commit to communicate with their servlet within a certain time. A time stamp is stored in the Registry, and if nothing is heard by that time, the Producer or Consumer is unregistered. The Producer and Consumer servlets keep track of the last time they heard from their client, and ensure that the Registry time stamp is updated in good time.

## 6. APPLICATIONS OF R-GMA

R-GMA has applications right across the Grid.

For example it is being used for network monitoring where the flexibility of the relational model offers a more natural description of the problem. The results of the monitoring are being used to compute the relative costs (in time) of moving data between two points within DataGrid to optimise use of resources.

CMS[5], one of the forthcoming experiments at CERN has identified the need to monitor the large numbers of jobs that are being executed simultaneously at multiple remote sites. They have adapted their BOSS job submission and tracking system which previously wrote to a well known RDBMS to simply publish the job status information via R-GMA[6].

Some other applications are explained below.

### 6.1. MDS replacement

First it can be used as a replacement for MDS[7]. A small tool (GIN) has been written to invoke the MDS-like EDG info-providers and publish the information via R-GMA. The info-provider is a small script which can be invoked to produce information in LDIF format. All our information providers conform to the GLUE schemas[8]. Another tool (GOUT) is available to republish R-GMA data to an LDAP server for the benefit of legacy applications. However we expect that most applications will wish to benefit from the power of relational queries. GOUT is an Archiver with a Consumer which periodically publishes to an LDAP database. Both GIN and GOUT are driven by configuration files which define the mapping between the LDAP schema and the relational schema.

### 6.2. Service location and monitoring

We have defined a pair of tables: Service and ServiceStatus. This is a rather common pattern where some rapidly changing attributes have been

separated off into a separate status table. In this case the person responsible for the provision of the service publishes its existence and how to contact it into the Service table. Each Service tuple includes the type of the service and a URI for the service where the hostname within the URI is where the service is located. (Eventually these will all be URLs to contact the service)

Each service provider specifies a command (as a function of the service type) which can be run to obtain the ServiceStatus. This is invoked locally on each machine running a service. The information is then collected by an Archiver to a Latest-Producer. So the Service table says what should exist and the ServiceStatus gives the current state Grid wide.

Finally we use Nagios[9], an open source host, service and network monitoring program, to display graphs showing the reliability of the various services. Nagios reconfigures itself periodically to look at the information provided by the known Services in the Service table and collects information on the Status by looking at the ServiceStatus information. Nagios is then able to issue warnings to sysadmins as appropriate. This is completely table driven using the information in these two tables.

### 6.3. Application monitoring of parallel applications

GRM[10] is an on-line monitoring tool for parallel applications executed in the grid environment (or in a cluster, or on a supercomputer). PROVE is an on-line trace visualisation tool for parallel/distributed message-passing applications executed in the grid environment. It processes trace data generated by GRM.

The Mercury monitor[11] is the monitoring system developed within the Gridlab project. The gridified version of GRM uses Mercury to transfer the large amount of trace data from the execution machines to the user's machine. Mercury currently consists of local monitor (LM) services running on each execution machine and a main monitor service (MM) on the front-end node of a cluster/supercomputer. Different clusters/supercomputers in the grid have their own independent Mercury installation and they work independently from each other.

When the application (instrumented with GRM calls) is submitted to the grid, the site for execution is chosen by a resource broker. The user (and GRM) does not know the site in advance. When the application is started, it registers in Mercury but GRM does not know where to connect, i.e. the address of the corresponding main monitor service running on the execution site.

To solve this problem, R-GMA is used as shown in Fig. 5. Applications are registered in R-GMA with their global job ID by the local resource

management system (LRMS) and the corresponding Mercury monitor address, just before they are launched. GRM looks for the user’s application in R-GMA based on the global job ID. When it is found, the monitor address is used to establish the connection between GRM and Mercury. After that, streaming of trace data through Mercury can be started.

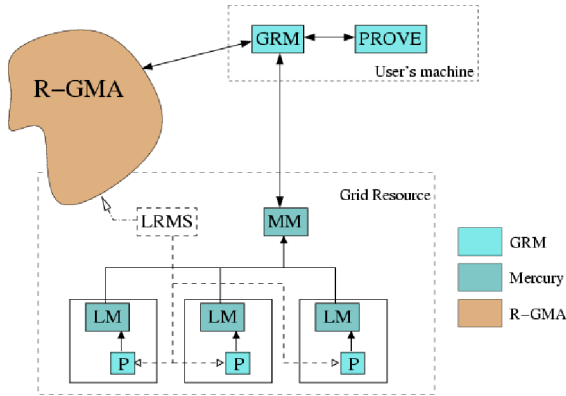


FIG. 5: GRM, Mercury and R-GMA

## 7. RESULTS SO FAR

Unfortunately we have few results to offer at this stage. It has taken some time to get from the state of having something which passes all its unit tests (about 400 for the Java API) to a stable distributed system - which we think we now have. We have recently started running performance tests to understand the behaviour of the code. We have so far tested with many StreamProducers, and one Archiver feeding into a LatestProducer which is then queried to make sure that the Archiver is keeping up with the total flow of data. This showed up a few bottlenecks, but the biggest one was the I/O. To avoid this problem, new code is being developed to make use of the new `java.nio` package which offers non-blocking I/O. With this in place early measurements indicate that with Producers publishing data following the pattern expected of a “typical” site having an SE (Storage Element) and 3 CEs (Computing Elements) we will be able to support around 150 sites with this simple topology.

To achieve better performance we may need a layer of Archivers combining streams into bigger streams so as to limit the fan-in to any one node. The other way to obtain significantly better performance is not to attempt to get all the information into one place. As the mediator becomes more powerful, it will be able to make use of multiple LatestProducer archives, and carry out a distributed query over them. We hope to benefit from developments in OGSA-DAI[12] in this area.

For testing our performance in a testbed we use both a “private” R-GMA testbed which is dis-

tributed over multiple sites and the main EDG development testbed. We try to test our software on the private testbed before passing it on. Consequently both testbeds are highly unstable: sites come and go and software is continuously updated. So the challenge is to make meaningful measurements on an ever changing system. Our approach is to monitor the Computing and Storage elements information by observing all the intermediate components. The mechanism does not rely upon configuration files giving all the expected components. Information on response times and availability and age of information at various points in the system is collected and published to a DataBaseProducer. Another program is being developed to try and make sense of this information and produce information each hour for the previous 24 hours. These results will in turn be published and probably fed into Nagios to help identify any trends graphically.

The effort involved in making meaningful measurements on such a system as R-GMA should not be underestimated!

## 8. FUTURE OF R-GMA

RGMA currently uses Servlet Technology for its underlying implementation. This means for example that a Producer servlet keeps track of the many Producers instances that may actually be running within this container. Developments over the last 1-2 years have highlighted the advancement and uptake of web services, indeed GGF has supported investigations and a proposed Specification (OGSI) looking into Grid Services. This effectively takes Grid requirements and concepts and specifies how web services can be used to achieve these requirements.

The Open Grid Services Architecture (OGSA) was proposed within the GGF for developing a Grid environment based upon Web Services and this has gradually received acceptance within the Grid Community.

OGSI builds on top of web services standards and defines a ‘Grid service’ as Web services that must implement a mandatory interface (GridService) and may implement additional ones. Grid services that conform to the OGSI specification can be invoked by any client or any other Grid service that follows the conventions, subject to policy and compatible protocol bindings. Now that OGSI is maturing with version 1.0 of the specification nearing its final release, we feel the time is right to start moving in this direction.

To this end we are starting to move our schema and registry towards Web Services which will work within an OGSA environment.

Using OGSI factories for creating instances instead of servlets provide easier lifetime management, identity tracking and state management. Initially the interfaces for R-GMA Grid services are wrapping the classes used within the existing



servlets, so as to maintain backward compatibility and evolve the two versions in parallel.

## 9. CONCLUSION

We have a useful architecture and an effective implementation with a number of components which work well together. We expect that R-GMA will have a long, happy and useful life, both in

its current form and when reincarnated within an OGSA framework. For more details of R-GMA, please see: <http://hepunix.rl.ac.uk/edg/wp3/> or in the near future: <http://www.r-gma.org/>.

## Acknowledgments

We wish to thank our patient users, the EU and our national funding agencies.

- 
- [1] B. Tierney, R. Aydt, D. Gunter, W. Smith, V. Taylor, R. Wolski, and M. Swany, Tech. Rep. GWD-Perf-16-1, GGF (2001).
  - [2] B. Coghlan, A. Djaoui, S. Fisher, J. Magowan, and M. Oevers, *Time, Information Services and the Grid*, in *BNCOD 2001 - Advances in Database Systems*, edited by K. D. Oneill and B. J. Read (BNCOD, 2001), no. RAL-CONF-2001-003 in RAL-CONF.
  - [3] A. Cooke, A. Gray, L. Ma, W. Nutt, J. Magowan, P. Taylor, R. Byrom, L. Field, S. Hicks, J. Leake, et al., *R-GMA: An Information Integration System for Grid Monitoring*, in *Proceedings of the Tenth International Conference on Cooperative Information Systems* (2003).
  - [4] S. Tuecke, K. Czajkowski, I. Foster, J. Frey, S. Graham, C. Kesselman, and P. Vanderbilt, Tech. Rep., GGF (2002).
  - [5] *CMS*, URL <http://cmsinfo.cern.ch>.
  - [6] H. Tallini, S. Traylen, S. Fisher, H. Nebrensky, C. Grandi, P. Kyberd, D. Colling, P. Hobson, D. Bonacorsi, and L. Field, *Scalability tests of R-GMA based Grid job monitoring system for CMS Monte Carlo data production*, in *Proceedings of the IEEE 2003 Nuclear Science Symposium, Oregon* (2003).
  - [7] *MDS*, URL <http://www.globus.org/mds/>.
  - [8] *GLUE Schemas*, URL <http://www.cnaf.infn.it/~sergio/datatag/glue/>.
  - [9] *Nagios*, URL <http://www.nagios.org>.
  - [10] Z. Balaton, P. Kacsuk, and N. Podhorszki, *Application Monitoring in the Grid with GRM and PROVE*, in *Proc. of the International Conference on Computational Science - ICCS 2001, San Francisco, CA., USA* (2001), pp. 253–262.
  - [11] Z. Balaton and G. Gombás, *Resource and Job Monitoring in the Grid*, in *Proc. of the EuroPar 2003 International Conference on Parallel and Distributed Computing, Klagenfurt, Austria* (2003).
  - [12] *OGSA-DAI*, URL <http://www.ogsadai.org.uk/>.