

Testing Bipartiteness of Geometric Intersection Graphs

David Eppstein

School of Information and Computer Science
University of California, Irvine
Irvine, CA 92697-3425, USA
eppstein@ics.uci.edu

Abstract. We show how to test the bipartiteness of an intersection graph of n line segments or simple polygons in the plane, or of balls in \mathbb{R}^d , in time $O(n \log n)$. More generally we find subquadratic algorithms for connectivity and bipartiteness testing of intersection graphs of a broad class of geometric objects. For unit balls in \mathbb{R}^d , connectivity testing has equivalent randomized complexity to construction of Euclidean minimum spanning trees, and hence is unlikely to be solved as efficiently as bipartiteness testing. For line segments or planar disks, testing k -colorability of intersection graphs for $k > 2$ is NP-complete.

1 Introduction

Suppose we are given a collection of geometric objects, for instance line segments in the plane. Can we partition them into a small number of subsets, such that within each subset the objects are disjoint from each other? This geometric problem can be modeled graph-theoretically as that of coloring an intersection graph. For three or more colors, graph coloring is NP-complete, and remains so for many natural classes of intersection graph. But what if we wish to partition the input into only two non-self-intersecting subsets? Testing bipartiteness for graphs can easily be solved in linear time, but for geometric objects, the corresponding graph bipartiteness instance may have quadratic size, so constructing the graph and then testing it could take time quadratic in the number of input objects. Can we do better?

The motivation for our study comes from graph drawing, specifically *geometric thickness* [8, 9, 28], also known as *real linear thickness* [21], or, in the case of geometric thickness two, *doubly-linear graphs* [18]. A *drawing* of a graph, for our purposes, consists of an assignment of the graph's vertices to points in the plane, and its edges to simple plane curves connecting these points, such that no vertex lies on an edge unless it is an endpoint of that edge. A *straight-line drawing* is a drawing in which all the edges are drawn as line segments. The *thickness* of a drawing is the minimum number of subsets into which the graph's edges can be partitioned such that, within any subset, no two edges are drawn as curves that cross each other. Alternatively, we can imagine assigning colors to the edges in a drawing, such that each color class forms a planar drawing. A graph's thickness [21] is equal to the minimum thickness of any drawing of the given graph, while its geometric thickness is the minimum thickness of any straight-line drawing. Figure 1 shows thickness-two straight-line drawings of two complete bipartite graphs; these graphs are non-planar, so their geometric thickness is two. The color separation between crossing edges in low-thickness drawings may reduce visual ambiguity when following connections between vertices.

We would like to include in the graph drawing repertoire procedures for finding low-thickness drawings of graphs. However, determining the thickness of a graph is NP-complete, even for thickness two [23]. We can not yet prove a similar NP-completeness result for geometric thickness but it seems likely to be true as well. Since exact computation of geometric thickness appears to have high computational complexity, we are led to other procedures: either interactive drawing processes in which a human operator adjusts vertex placements in an attempt to reduce the drawing's thickness, or heuristic search procedures for finding low-thickness placements. In either case, in order to implement these procedures, we must test the thickness of individual drawings of graphs. This thickness testing problem, for thickness two, is exactly the bipartiteness problem for the line segment arrangement formed by the drawing's edges.

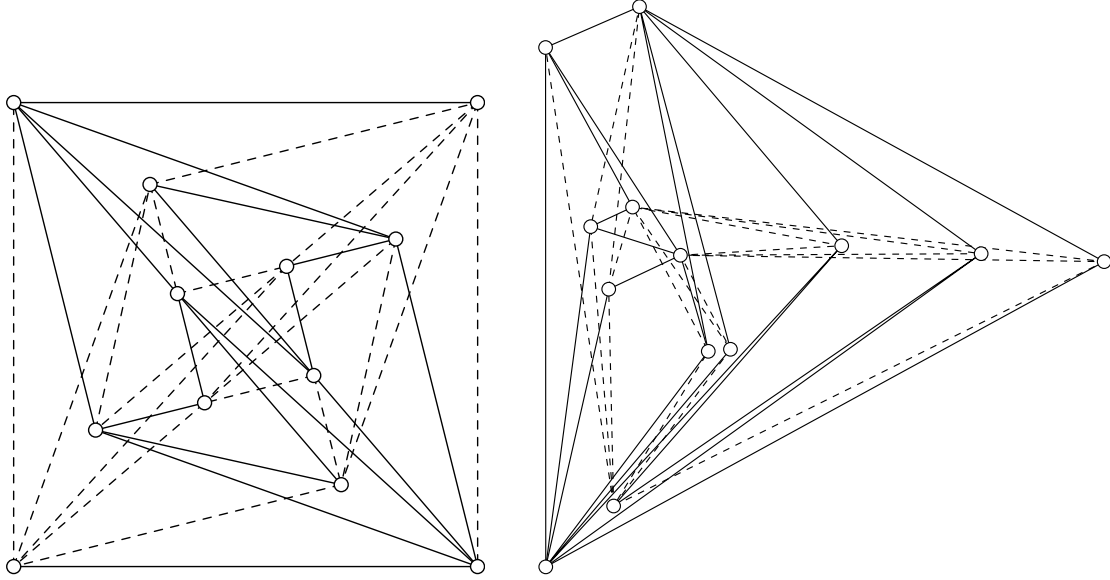


Fig. 1. Thickness-two straight-line drawing of $K_{6,6}$ (left) and $K_{5,8}$ (right). The partitions of the drawings' edges into two non-crossing subsets are indicated by solid and dashed line segments.

Partitions into few non-crossing subsets may have other algorithmic uses as well. For instance, vertical ray shooting in arrangements of non-crossing line segments can be performed in logarithmic time and linear space by point location in the trapezoidal decomposition of the segments, while achieving the same query time for arrangements of crossing line segments seems to require quadratic space. If the arrangement can be partitioned into few non-crossing subsets, a vertical ray shooting query can be handled by combining independent query results within each subset, providing a significant space savings.

Formally, the problem we are interested in solving is the following. Given a collection of geometric objects, their *intersection graph* is an undirected graph that has one vertex per object, and connects two objects by an edge whenever the intersection of the two objects is nonempty. We wish to determine whether the intersection graph is bipartite, and if so to find a two-coloring of this graph. In the case of geometric thickness, the objects we are interested in are the edges of the drawing (that is, they form an arrangement of open line segments) and we wish to test the bipartiteness of the intersection graph of these line segments. It may be of interest in other applications to test bipartiteness of other intersection graphs such as those of disks or rectangles.

For many types of objects, including line segments, disks, and rectangles, algorithms are known that can construct the intersection graph in time that matches or nearly matches the output size [5, 11]. One could then apply any linear-time graph bipartiteness algorithm to the intersection graph. However, in the worst case these graphs can have quadratic size; for instance in the graph thickness problem, it may be common to have many nearly-horizontal segments in one layer and many nearly-vertical segments in another layer, creating a large number of crossings. We are interested here in improving on this naive approach, and achieving subquadratic or even near-linear complexity bounds for the intersection graph bipartiteness problem.

Curiously, while for graphs connectivity is somewhat simpler than bipartiteness, for geometric intersection graphs the situation seems to be reversed: only one of our bipartiteness testing algorithms extends directly to connectivity. We provide evidence that, for unit balls in dimensions greater than two, bipartiteness testing is strictly easier than connectivity, by showing an equivalence between connectivity testing and Euclidean minimum spanning trees, and we are also unable to achieve as good time bounds for connectivity of line segments as we can for line segment bipartiteness.

2 New Results

We provide the following new results:

- We describe a generic technique that, for most classes of geometric objects with bounded description complexity, leads to subquadratic times for testing the bipartiteness or listing the connected components of the objects' intersection graphs.
- We provide an $O(n \log n)$ time algorithm for testing bipartiteness of n balls in \mathbb{R}^d . We also use a randomized reduction to show that testing connectivity of unit balls is equivalent in complexity to constructing Euclidean minimum spanning trees, and therefore is unlikely to have near-linear algorithms in dimensions higher than two.
- We give an $O(n \log n)$ time algorithm for testing bipartiteness of n line segments in the plane, or of a collection of simple polygons with n total edges.
- We construct reductions proving the NP-completeness of testing the 3-colorability of intersection graphs for line segments or unit disks in the plane.

While there has been some prior work on connectivity of geometric intersection graphs [14, 15, 16, 19, 20], we are unaware of prior work on intersection graph bipartiteness.

3 Generic Bipartiteness Algorithm

In this section we describe a generic approach to intersection graph bipartiteness testing, that works for a wide class of geometric objects. In a graph bipartiteness algorithm based on a graph traversal algorithm such as depth first or breadth first search, most of the time is spent traversing edges between already-visited objects. It is natural, then, to hope to speed up this approach in the geometric setting by using data structures to quickly find only those objects that have not yet been visited in the traversal.

We define an *intersection detection* data structure for a set S of objects to be one which, given a *query* consisting of an object x of the same type as the ones in S , can quickly find and return an object in S that intersects x , if one exists. An intersection detection data structure is *decremental* if it supports deletion operations that remove a specified object from S , so that subsequent queries will not return the deleted object. We measure the time complexity of a decremental intersection detection data structure D by two functions: $Q_D(n)$, measuring the amortized time per query when the size of the set of objects is n , and $T_D(n)$, measuring the time to set up a data structure for and then delete in worst-case order all the objects in a set of n objects. For most natural classes of geometric object with bounded description complexity, standard range searching techniques [2] can be used to provide decremental intersection detection data structures where $T_D(n) = O(n^{2-c})$ and $Q_D(n) = O(n^{1-c})$ for some constant $c > 0$ that depends only on the object type.

Theorem 1. *Let C be a class of objects having a decremental intersection detection data structure D with $T_D(n) = O(n^{2-c})$ and $Q_D(n) = O(n^{1-c})$. Then in time $O(n^{2-c})$ we can construct a spanning forest for the intersection graph of any set of n objects in class C .*

Proof. We perform a depth first search of the intersection graph, and return the resulting depth first spanning forest. At each step of the depth first search we maintain a decremental intersection detection data structure representing the objects that have not yet been visited in the search; initially this consists of all the objects in the input. When the search reaches a previously unvisited object x , we add x to the spanning forest, remove x from the intersection detection data structure, repeatedly use the intersection detection data structure to find unvisited objects intersecting x , and recursively visit each such object. Each query either leads to a new visited object or is the last query for x , so the algorithm makes fewer than $2n$ total queries and the running time is as stated. □

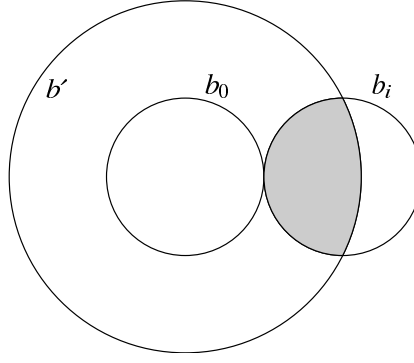


Fig. 2. Balls b_0 , b^0 , and b_i from the proof of Lemma 1.

Theorem 2. *Let \mathcal{C} be a class of objects having a decremental intersection detection data structure \mathcal{D} with $T_{\mathcal{D}}(n) = O(n^{2-\epsilon})$ and $Q_{\mathcal{D}}(n) = O(n^{1-\epsilon})$. Then in time $O(n^{2-\epsilon})$ we can test the bipartiteness of an intersection graph of any set of n objects in class \mathcal{C} , and return either a two-coloring of the intersection graph or an odd cycle.*

Proof. We first apply the spanning forest algorithm above, and use it to two-color the objects, using one color for objects at even height in the forest and the other color for objects at odd height. To test the validity of the resulting coloring, we search for intersections within each color class, by applying the spanning forest algorithm separately to each color class and testing for the existence of any nontrivial trees. If no two objects of the same color intersect, we return the coloring. If two objects x and y having the same color intersect, then x and y must be within the same tree of the overall spanning forest, and an odd cycle in the intersection graph can be found by adding edge xy to the spanning forest path connecting x to y . \square

We view this generic bipartiteness testing algorithm as a baseline for further algorithmic improvements. As we shall see in subsequent sections, it can be significantly improved in certain cases, including balls in \mathbb{R}^d and line segments in the plane.

4 Bipartiteness for Balls

We now describe an alternative approach for testing bipartiteness for the intersection graphs of balls in \mathbb{R}^d , in $O(n \log n)$ time for any fixed dimension. We then provide a randomized reduction showing the equivalence (to within polylogarithmic factors) of the problems of Euclidean minimum spanning trees and connected components of unions of unit balls, showing that a similarly fast time bound for connectivity is unlikely.

The basic idea of our bipartiteness algorithm is that, while ball intersection graphs in general can be dense, bipartite ball intersection graphs must be sparse. More generally, similar sparsity results are true for k -ply ball arrangements [24] in which each point of space is covered by at most k balls; here $k = 2$. Our proof follows an approach used by Teng [27] for a related but different family of geometric graphs.

Lemma 1. *Let B be a collection of n balls in \mathbb{R}^d having a bipartite intersection graph G_B . Then $|E(G_B)| \leq c_d n$ for some constant $c_d = 5^{d-2}2$.*

Proof. Let b_0 be the smallest ball in B , with volume V , and let $N(b_0)$ denote the set of balls intersecting b_0 . $N(b_0)$ consists of disjoint balls, else the intersection graph would contain a triangle, violating bipartiteness. Let b^0 denote the ball concentric with b_0 and having radius $\sqrt{5}$ times that of b_0 . Then, for any ball $b_i \in N(b_0)$, the volume of $b_i \setminus b^0$ is at least $V/2$: the volume of the intersection is minimized when b_i and b_0 have equal

radii and are tangent (Figure 2), in which case b^0 crosses b_i on the equator of b_i . The sets $b_i \setminus b^0$ are disjoint, so their volumes add up at most to the overall volume of b^0 . Thus, if there are i neighbors, $iV = 2 \cdot 5^{d-2}V$ and $i \leq 5^{d-2}2$. By induction, the intersection graph of all balls except b_0 has at most $5^{d-2}2(n-1)$ edges, so (adding the i edges incident to b_0) the intersection graph of all balls has at most $5^{d-2}2n$ edges. \square

The same proof technique leads to a bound of $5^{d-2}2kn$ for the number of intersections in a k -ply neighborhood system, slightly improving a $3^d kn$ bound of Miller et al. [24, Theorem 3.3.1]. The other ingredient we need is an algorithm for constructing intersection graphs of k -ply neighborhood systems, which uses an ϵ -cutting technique to find small separators for a separator-based divide and conquer.

Lemma 2 (Eppstein et al. [11]). *For any fixed d , the intersection graph of a k -ply neighborhood system in \mathbb{R}^d can be constructed in time $O(kn + n \log n)$.*

Theorem 3. *For any fixed d , we can test the bipartiteness of an intersection graph of balls, and return either a two-coloring of the intersection graph or an odd cycle, in time $O(n \log n)$.*

Proof. We modify the algorithm of Lemma 2, checking the size of each separator produced at each stage of the algorithm. If, at each stage, the separator size is within the bounds expected for a 2-ply neighborhood system, the algorithm will produce an intersection graph of size $O(n)$ which we can safely test for bipartiteness using a linear time graph algorithm.

If, however, some stage produces a separator that is too large, we terminate the intersection graph construction algorithm early without constructing the whole graph. The separator algorithm is based on transforming the input to a ball arrangement on a $(d+1)$ -dimensional sphere, and will only produce a large separator in the case that the transformed input has high average density. In this case, we can use the same ϵ -cutting technique used (in a dual space) in the algorithm of Lemma 2 to find a point of high density; that is, a point covered by three or more balls. Any three balls covering the same point correspond to a triangle in the intersection graph. \square

It seems likely that a similar approach would work for more general classes of fat objects in \mathbb{R}^d . We note that this $O(n \log n)$ time bound significantly improves the bound of the generic algorithm for connectivity or bipartiteness. For balls in \mathbb{R}^2 , the connected components may be found in time $O(n \log n)$ by using the power diagram of the balls. But, as we now show, we can not hope to find a similarly fast bound for connectivity of balls in higher dimensions, unless we improve on other more well-studied problems.

Theorem 4. *The best possible randomized expected time bounds for connectivity of unit balls in \mathbb{R}^d and Euclidean minimum spanning trees in \mathbb{R}^d are within constant factors of each other.*

Proof. In one direction, a spanning forest of the intersection graph of unit balls can be found as a subforest of the Euclidean minimum spanning tree of the ball centers.

In the other direction, suppose we have an algorithm that in time $T(n)$ can find the connected components of the intersection graph of a collection of n unit balls. Then we can test whether, in a set of n red and blue points, there exists a red-blue pair at distance closer than two: compute the connected components of balls centered at the points and test whether any component contains points of both colors. A randomized reduction of Chan [4] transforms this decision algorithm into an optimization algorithm with the same complexity, for finding the closest red-blue pair, and it is known that this bichromatic closest pair problem and the Euclidean minimum spanning tree problem have asymptotically equal complexities [1, 3, 22]. \square

Possibly a similar deterministic reduction could be found, at the expense of some logarithmic factors, using parametric search, but this would depend on the details of the supposed connected components algorithm.

5 Sweep for segments

Next, we describe an efficient algorithm for our original motivating problem: bipartiteness of intersection graphs of line segments. The generic algorithm for this case seems to involve complex ray shooting data structures and does not approach linear time. Instead, we describe an alternative approach based on the plane sweep paradigm.

Our algorithm sweeps a vertical line left to right across the arrangement. We define the *truncated arrangement* to be the arrangement of line segments formed by intersecting each input line segment with the halfplane to the left of the sweep line. As the algorithm progresses, we maintain various data structures, detailed below, to help it keep track of the connected components of the intersection graph of the truncated arrangement, and of a two-coloring of each component. Also, as with most plane sweep algorithms, we use a priority queue to maintain a set of potential *events* at which the other structures being maintained by the algorithm change combinatorially. Each event is associated with a point in the plane, and the x coordinate of this point is used as the event's priority, so that the priority queue ordering corresponds to the order in which the sweep line crosses the corresponding points.

At any point in the algorithm, the sweep line will cross a subset of segments from the input arrangement, and these segments can be ordered by the y -coordinates of the crossing points. This *crossing sequence* changes combinatorially only when the sweep line crosses an endpoint of a segment or a crossing point of two segments. We define a *bundle* to be a maximal set of segments, appearing contiguously within the crossing sequence, and all belonging to the same connected component of the truncated arrangement. Thus, the bundles form a partition of the crossing sequence into contiguous subsequences. Note that a single component of the truncated arrangement may have several or no bundles associated with it.

Our algorithm will maintain the following data structures:

- An event queue, containing potential events detailed later. This is a priority queue data structure, allowing insertions and deletions of arbitrary objects, where each object is associated with a point in the plane and is prioritized lexicographically by the coordinates of that point.
- A spanning forest of the intersection graph of the truncated arrangement. We root the trees in the forest arbitrarily, and consider the input line segments to be colored implicitly, according to the parity of the heights of the corresponding spanning forest vertices. We represent this forest using a data structure that allows vertex insertions, edge insertions (between vertices in different trees, keeping the root of one of the trees), and lookups of the parity of a query vertex.
- For each component of the truncated arrangement, two binary search trees, called *color trees*, one for each color of line segment in the component. The ordering of nodes in each tree represents the subsequence of the crossing sequence consisting of the segments of that color that belong to that component. The data structure used to represent color trees must allow split and concatenate operations as well as the usual insertion and deletion operations.
- Another binary search tree, called the *bundle tree*, representing the bundles of the crossing sequence. Each bundle tree node (representing a single bundle) stores pointers to the topmost and bottommost line segments of each color in the bundle, as well as to the color trees of its component.

We store the following potential events in our event queue:

- A *segment insertion event* is associated with the left endpoint of each line segment in our input. If both coordinates have the same x coordinate, the one with smaller y coordinate is considered to be the left endpoint.
- A *segment deletion event* is associated with the right endpoint of each line segment in our input.
- *Component merge events* are associated with pairs of adjacent bundles in the node ordering of the bundle tree. The point associated with this event is the point where the lines through a bottom segment of the

top bundle and a top segment of the bottom bundle intersect; each pair of bundles may have up to four such events. If this point is to the left of the sweep line, the component merge event is omitted from the event queue.

- An *odd cycle event* may be associated with each pair of adjacent segments in the node ordering of some color tree. The point associated with this event is the point where the lines through the two segments meet. If this point is to the left of the sweep line, the odd cycle event is omitted from the event queue.

Our algorithm, then, repeatedly removes the first event from the event queue, and processes it. Processing an event consists of the following events.

- To process a segment insertion event, we create a new tree in the spanning forest, consisting of a single node representing the new segment. We create a color tree for this segment, and create a new bundle tree node for it. We then search the bundle tree for the placement of this segment among the other bundles. If the new bundle should be placed between two bundles, we simply insert it into the bundle tree, remove from the priority queue any component merge event between its two neighbors, and add component merge events from it to its neighbors. If the new bundle's placement is inside an existing bundle, we split that bundle into two bundles, using the color trees to find the new topmost and bottommost segments of each color for each of the two split parts, and then insert the new bundle between the two split parts in the bundle tree. In this latter case, we update the existing component merge events in the event queue to reflect the change in bundle identities, and add new component merge events between the newly created bundle and the two split parts.
- To process a segment deletion event, if the segment being deleted belongs to a bundle of two or more segments, we use the color trees to update the top and bottom edges of the bundle and update the bundle's component merge events appropriately. If the segment being deleted is the only one in its bundle, we remove that bundle from the bundle tree, along with its associated component merge events; then, if its two neighbors belong to different components of the truncated arrangement, we add a new component merge event between them, or otherwise we merge two adjacent bundles from the same component into a single larger bundle.
- To process a component merge event, we add an edge connecting the two crossing segments to the spanning forest of the intersection graph of the truncated arrangement. We do a parity lookup in the spanning forest to determine which two pairs of color trees must be merged. All bundles of one of the two merged components must be nested between two consecutive bundles of the other component, so the color trees for the two components can be merged by splitting the trees for the outer component followed by a pair of concatenations per merged color tree. The same nesting argument shows that at most two pairs of adjacent bundles must merge, which we perform with the appropriate adjustments to the bundle tree and to the set of component merge events in the event queue.
- To process an odd cycle event, we form an odd cycle in the intersection graph from an edge between the vertices corresponding to the two crossing segments, together with a path connecting the same two vertices in the spanning forest of the truncated arrangement's intersection graph. We report this odd cycle and terminate the algorithm.

Theorem 5. *We can test the bipartiteness of an intersection graph of n line segments in the plane, and return either a two-coloring of the intersection graph or an odd cycle, in time $O(n \log n)$.*

Proof. It is not hard to show that each step of the algorithm described above maintains the invariants of each of the data structures, so that when the algorithm terminates it does so either with an odd cycle or with a two-coloring of the arrangement. There are n segment insertion events, n segment deletion events, at most $n - 1$ component merge events (since each one adds an edge to the spanning forest) and at most one odd cycle event. Each processed event makes a constant number of changes to the data structures, and each data structure change can be performed in $O(\log n)$ time, so the total time for the algorithm is $O(n \log n)$. \square

When the segments are found to be bipartite, the algorithm correctly identifies the connected components of their intersection graph. However, it is not able to perform the same connectivity analysis for nonbipartite segment arrangements. The same approach works as well for more general classes of objects in the plane.

Theorem 6. *We can test the bipartiteness of an intersection graph of a collection of simple polygons in the plane, having a total of n sides, and return either a two-coloring of the intersection graph or an odd cycle, in time $O(n \log n)$.*

Proof. We use a similar plane sweep approach and data structures, with some modifications. First, the truncated arrangement now refers to the set of polygons formed by intersecting the input polygons with the halfplane left of the sweep line. A single polygon may be represented as multiple polygons in the truncated arrangement, allowing us to preserve the nesting property used in the algorithm. Second, the crossing sequence, and therefore also the color trees, may include the same polygon more than once. For each appearance of a polygon in a color tree, we maintain the identities of the two polygon edges crossed by the sweep line, so that we can still perform binary searches in the color trees in constant time per step. Third, we have a larger set of possible events. Each polygon vertex causes an event, and these vertices may be classified according to how many incident edges go leftwards or rightwards from the vertex, and (in the case that both go leftwards or both go rightwards) whether the vertex is convex or reflex. There are five possibilities:

- A convex vertex with two rightward edges corresponds to an insertion event in the line segment algorithm, and is handled similarly. However, it is possible that the vertex occurs within the interior of another polygon; we can detect this situation by locating the vertex in the bundle tree and then in the appropriate color trees, and add the newly formed truncated polygon to an existing component of the truncated arrangement instead of creating a new component for it. If the vertex occurs within two polygons of opposite colors in the same component, its polygon and the two others form a triangle in the intersection graph, and we halt immediately.
- A reflex vertex with two rightward edges corresponds to the merger of two polygons in the truncated arrangement into a single polygon. We merge the two corresponding nodes in the appropriate color tree. If the two polygons previously belonged to different connected components of the truncated arrangement, we merge those components into a single one similarly to our treatment of a component merge event.
- A vertex with one leftward and one rightward edge does not change the bundle tree or the crossing sequence, but it does change the identity of the edge crossed by the sweep line, and we make the appropriate change to the corresponding color tree node.
- A reflex vertex with two leftward edges corresponds to the split of one item into two items in the crossing sequence, and we split one node in two in the appropriate color tree.
- A convex vertex with two leftward edges corresponds to a deletion event in the line segment algorithm, and is handled similarly.

As before, there are $O(n)$ events processed, each of which involves a constant number of data structure operations, so the total time is $O(n \log n)$. □

6 More than two colors

Bipartiteness (two-coloring) of geometric intersection graphs can obviously be tested in polynomial time, and we have described efficient algorithms for several important cases of intersection graphs including the line segment intersection graphs arising from the problem of computing the geometric thickness of a drawing. What about coloring with more than two colors? For graphs, this is NP-complete, so it is unsurprising that the same is true for geometric intersection graphs. We outline a proof for planar unit disks and for line segments; the result for unit disks was previously known [6, 13] but for completeness we repeat it here.

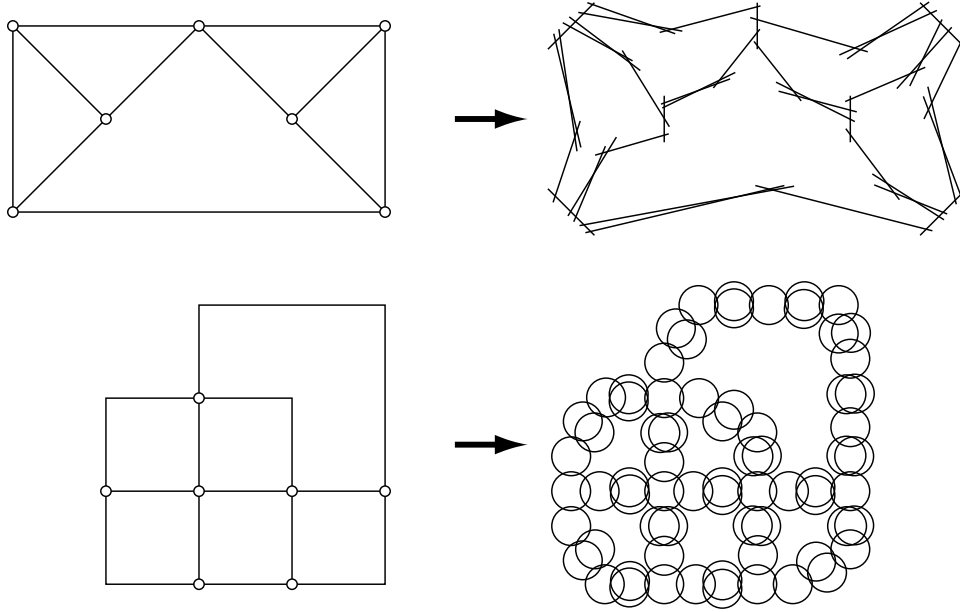


Fig. 3. NP-completeness reductions from degree-four planar graph 3-coloring to line segment 3-coloring (top) and to unit disk 3-coloring (bottom).

Theorem 7. *It is NP-complete to test 3-colorability of an intersection graph of line segments in the plane, or of unit disks in the plane.*

Proof. We use a reduction from 3-colorability of planar graphs with degree at most four [12]. For line segments, we find a straight-line embedding of the graph on a polynomial size grid [25], replace each vertex by a short line segment, and replace each edge by a gadget formed by three mutually crossing line segments (Figure 3, top). For unit disks, we find an orthogonal drawing of the graph on a grid, so that its edges are drawn with bends along grid edges [26, 7]. We scale the grid so that its edge lengths are a suitable constant times the unit radius of the disks, replace each vertex of the drawing by a single disk, and replace each edge by a chain of disks meeting in triples (Figure 3, bottom). The details are straightforward, and we omit them. □

7 Conclusions

We have investigated several algorithms for testing bipartiteness of intersection graphs, one for arbitrary geometric objects, based only on the existence of a decremental intersection detection data structure, and two faster ones for fat objects (balls in \mathbb{R}^d) and planar objects (line segments or simple polygons). We have also investigated the relation between bipartiteness testing and connectivity, and provided evidence that, for some types of geometric object, connected component analysis is strictly more difficult than bipartiteness testing.

There are several potential directions for future research. Can the generic bipartiteness algorithm be improved upon for objects that are not fat and nonplanar, such as rectangular boxes or triangles in \mathbb{R}^3 ? Might the chromatic number of a geometric intersection graph be easier to approximate than it is for general graphs? For general graphs, bipartiteness can be maintained efficiently in a dynamic setting [10, 17]; can bipartiteness of intersection graphs be maintained efficiently dynamically or kinetically? Finally, for which other useful graph properties is it possible to provide similar speedups in the geometric setting over a naive approach that constructs the entire intersection graph?

Acknowledgements

This work was supported in part by NSF grant CCR-9912338.

References

1. P. K. Agarwal, H. Edelsbrunner, O. Schwarzkopf, and E. Welzl. Euclidean minimum spanning trees and bichromatic closest pairs. *Discrete & Computational Geometry* 6:407–422, 1991.
2. P. K. Agarwal and J. Erickson. Geometric range searching and its relatives. *Advances in Discrete and Computational Geometry*, pp. 1–56. AMS, Contemporary Mathematics 223, 1999, <http://compgeom.cs.uiuc.edu/~jeffe/pubs/survey.html>.
3. P. B. Callahan. *The Well-Separated Pair Decomposition and its Applications*. Ph.D. thesis, Johns Hopkins Univ., 1995.
4. T. M.-Y. Chan. Geometric applications of a randomized optimization technique. *Discrete & Computational Geometry* 22(4):547–567, December 1999.
5. B. Chazelle and H. Edelsbrunner. An optimal algorithm for intersecting line segments in the plane. *J. ACM* 39(1):1–54, 1992.
6. B. N. Clark, C. J. Colbourn, and D. S. Johnson. Unit disk graphs. *Discrete Mathematics* 86:165–177, 1990.
7. G. Di Battista, P. Eades, R. Tamassia, and I. G. Tollis. *Graph Drawing: Algorithms for the Visualization of Graphs*. Prentice Hall, 1999.
8. M. B. Dillencourt, D. Eppstein, and D. S. Hirschberg. Geometric thickness of complete graphs. *J. Graph Algorithms & Applications* 4(3):5–17, 2000, [arXiv:math.CO/9910185](http://arxiv.org/abs/math.CO/9910185).
9. D. Eppstein. Separating thickness from geometric thickness. *Proc. 10th Int. Symp. Graph Drawing (GD'02)*, pp. 150–161. Springer-Verlag, Lecture Notes in Computer Science 2528, 2002, [arXiv:math.CO/0204252](http://arxiv.org/abs/math.CO/0204252).
10. D. Eppstein, Z. Galil, G. F. Italiano, and A. Nissenzeig. Sparsification — A technique for speeding up dynamic graph algorithms. *J. ACM* 44(5):669–696, September 1997.
11. D. Eppstein, G. L. Miller, and S.-H. Teng. A deterministic linear time algorithm for geometric separators and its applications. *Fundamenta Informaticae* 22(4):309–331, April 1995.
12. M. R. Garey, D. S. Johnson, and L. Stockmeyer. Some simplified NP-complete graph problems. *Theoretical Computer Science* 1:237–267, 1976.
13. A. Graf, M. Stumpf, and G. Weißenfels. On coloring unit disk graphs. *Algorithmica* 20(3):277–293, 1998.
14. L. J. Guibas, J. E. Hershberger, S. Suri, and L. Zhang. Kinetic connectivity of unit disks. *Discrete & Computational Geometry* 25(4):591–610, April 2001.
15. J. E. Hershberger and S. Suri. Kinetic connectivity of rectangles. *Proc. 15th Symp. Computational Geometry*, pp. 237–246. ACM, June 1999.
16. J. E. Hershberger and S. Suri. Simplified kinetic connectivity for rectangles and hypercubes. *Proc. 12th Symp. Discrete Algorithms (SODA'01)*, pp. 158–167. ACM and SIAM, January 2001.
17. J. Holm, K. de Lichtenberg, and M. Thorup. Poly-logarithmic deterministic fully-dynamic graph algorithms for connectivity, minimum spanning tree, 2-edge, and biconnectivity. *J. ACM* 48(4):723–760, July 2001.
18. J. P. Hutchinson, T. Shermer, and A. Vince. On representation of some thickness-two graphs. *Proc. 3rd Int. Symp. Graph Drawing (GD'95)*, pp. 324–332. Springer-Verlag, Lecture Notes in Computer Science 1027, September 1995.
19. H. Imai. Finding connected components of an intersection graph of squares in the Euclidean plane. *Inform. Proc. Lett.* 15(3):125–128, 1982.
20. H. Imai and T. Asano. Finding the connected components and a maximum clique of an intersection graph of rectangles in the plane. *J. Algorithms* 4:310–323, 1983.
21. P. C. Kainen. Thickness and coarseness of graphs. *Abh. Math. Sem. Univ. Hamburg* 39:88–95, 1973.
22. D. Krznaric and C. Levkopoulos. Minimum spanning trees in d dimensions. *Proc. 5th Eur. Symp. Algorithms*, pp. 341–349. Springer-Verlag, Lecture Notes in Computer Science 1248, September 1997.
23. A. Mansfield. Determining the thickness of a graph is NP-hard. *Math. Proc. Cambridge Philos. Soc.* 93(9):9–23, 1983.
24. G. L. Miller, S.-H. Teng, W. P. Thurston, and S. A. Vavasis. Separators for sphere-packings and nearest neighbor graphs. *J. ACM* 44(1):1–29, January 1997.
25. W. Schnyder. Embedding planar graphs on the grid. *Proc. 1st Symp. Discrete Algorithms*, pp. 138–148. ACM and SIAM, January 1990.
26. R. Tamassia and I. G. Tollis. Tessellation representations of planar graphs. *Proc. 27th Allerton Conf. Commun. Control Comput.*, pp. 48–57, 1989.
27. S.-H. Teng. *Points, spheres, and separators: a unified approach to graph partitioning*. Ph.D. thesis, Carnegie-Mellon Univ., School of Computer Science, 1991.
28. D. R. Wood. Geometric thickness in a grid of linear area. *Proc. Euroconf. Combinatorics, Graph Theory, and Applications*, pp. 310–315. Univ. Autònoma de Barcelona, Centre de Recerca Matemàtica, September 2001, <http://www.cs.usyd.edu.au/~davidw/papers/Wood-COMB01.ps>.