

Optimal Adaptive Algorithms for Finding the Nearest and Farthest Point on a Parametric Black-Box Curve

Ilya Baran*

Erik D. Demaine*

Abstract

We consider a general model for representing and manipulating parametric curves, in which a curve is specified by a black box mapping a parameter value between 0 and 1 to a point in Euclidean d -space. In this model, we consider the *nearest-point-on-curve* and *farthest-point-on-curve* problems: given a curve C and a point p , find a point on C nearest to p or farthest from p . In the general black-box model, no algorithm can solve these problems. Assuming a known bound on the speed of the curve (a Lipschitz condition), the answer can be estimated up to an additive error of ε using $O(1/\varepsilon)$ samples, and this bound is tight in the worst case. However, many instances can be solved with substantially fewer samples, and we give algorithms that adapt to the inherent difficulty of the particular instance, up to a logarithmic factor. More precisely, if $\text{OPT}(C, p, \varepsilon)$ is the minimum number of samples of C that every correct algorithm must perform to achieve tolerance ε , then our algorithm performs $O(\text{OPT}(C, p, \varepsilon) \log(\varepsilon^{-1}/\text{OPT}(C, p, \varepsilon)))$ samples. Furthermore, any algorithm requires $\Omega(k \log(\varepsilon^{-1}/k))$ samples for some instance C' with $\text{OPT}(C', p, \varepsilon) = k$; except that, for the nearest-point-on-curve problem when the distance between C and p is less than ε , OPT is 1 but the upper and lower bounds on the number of samples are both $\Theta(1/\varepsilon)$.

1 Introduction

Computational geometry has traditionally focused on polygonal objects made up of straight line segments. In contrast, applications of geometric algorithms to computer-aided design and computer graphics usually involve more complex curves and surfaces. In recent years, this gap has received growing attention with algorithms for manipulating more general curves and surfaces, such as circular arcs [DFMT02], conic arcs [BEH⁺02, Wei02], and quadratic surfaces [LS02]. The most general type of curve commonly considered in this algorithmic body of work is a piecewise bounded-degree polynomial (algebraic) curve, although such curves are not usually manipulated directly and are more typically assumed to govern some process such as the motion of a polygon in kinetic collision detection [BEG⁺99].

Parametric Black-Box Curves. A much more general model for specifying curves is the *parametric black-box model* that represents a curve in Euclidean d -space as a function $C: [0, 1] \rightarrow \mathbb{R}^d$. The only operation that can be performed is to *sample* (evaluate) the function at a given parameter value $x \in [0, 1]$.

Solving any nontrivial problem on a black-box curve requires some additional conditions on the behavior of the curve. We assume the *Lipschitz condition* that $\|C(x_1) - C(x_2)\| \leq L|x_1 - x_2|$ for all $x_1, x_2 \in [0, 1]$, for a known constant L . Any piecewise- C^1 curve has such a parameterization. By uniformly scaling the curve in \mathbb{R}^d , we can assume that the Lipschitz constant L is 1.

*MIT Computer Science and Artificial Intelligence Laboratory, 200 Technology Square, Cambridge, MA 02139, USA, {ibaran, edemaine}@mit.edu

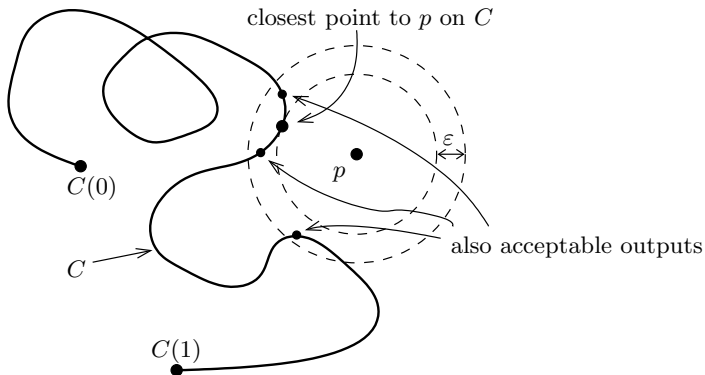


Figure 1: An instance of the nearest-point-on-curve problem.

Nearest- and Farthest-Point-on-Curve Problems. In this paper, we solve two of the most basic proximity queries about black-box Lipschitz curves: given a curve C and a point p , find a point on C that is closest to p (*nearest point*), and find a point on C that is farthest from p (*farthest point*). In the black-box model, these problems are impossible to solve exactly, because an algorithm will never, in general, sample the nearest or farthest point. Thus, a problem instance also specifies an additive error tolerance ε , and our goal is to find a point on the curve C whose distance to the point p is within $\pm\varepsilon$ of the minimum or maximum possible.¹ See Figure 1.

Hard and Easy Instances. Any nearest-point-on-curve or farthest-point-on-curve instance can be solved using $1/2\varepsilon + O(1)$ samples: $C(0), C(2\varepsilon), C(4\varepsilon), \dots, C(1)$. Unfortunately, this many samples can be necessary in the worst case. For example, when $C(x) = q$ for all x outside an interval of length 2ε where at speed 1 the curve moves toward p and then returns to q , we need $1/2\varepsilon - O(1)$ samples to find the interval. Thus, worst-case analysis is not very enlightening for this problem.

On the other hand, many instances are substantially easier. As an extreme example, if C is a unit-length line segment, then two samples, at $C(0)$ and $C(1)$, completely determine the curve by the Lipschitz condition.

Adaptive Analysis. Because the instance-specific optimal number of samples varies widely from $\Theta(1)$ to $\Theta(1/\varepsilon)$, we use the *adaptive analysis* framework, considered before in the context of boolean set operations [DLOM00] as well as sorting [ECW92] and aggregate ranking [FLN03]. In the adaptive analysis framework, the performance of an algorithm on a problem instance is compared to OPT, the performance of the best possible algorithm for that specific problem instance. By definition, for every problem instance, there exists an algorithm that achieves OPT on that instance. The question is whether *one* adaptive algorithm uses roughly $\text{OPT}(C, p, \varepsilon)$ samples for *every* instance.

Our Results. We develop adaptive algorithms that solve the nearest-point-on-curve and farthest-point-on-curve problems using $O(\text{OPT}(C, p, \varepsilon) \log(\varepsilon^{-1}/\text{OPT}(C, p, \varepsilon)))$ samples; except that, for the nearest-point-on-curve problem when the distance between C and p is less than ε , the number of samples may be $\Theta(1/\varepsilon)$, yet $\text{OPT} = 1$. We also prove that these algorithms are *optimally adaptive* in the sense that no adaptive algorithm can achieve a strictly better bound (up to constant factors) with respect to OPT and ε . Specifically, we show that, for any $\varepsilon > 0$ and $k > 0$, there is a family

¹A natural variation on our problems is to use relative error instead of additive error. We believe our analysis could be extended to relative error, but we focus on additive error in this paper.

of curves C each with $\text{OPT}(C, p, \varepsilon) = k$ such that every algorithm (even randomized) requires $\Omega(k \log(\varepsilon^{-1}/k))$ samples on average for a curve C selected uniformly from the family; and there is a family of instances of the nearest-point-on-curve problem where the distance between C and p is less than ε such that every algorithm requires $\Omega(1/\varepsilon)$ samples on average, but OPT is 1.

Related Work. Because our curve model is a black box, the problems we consider have natural formulations in information-based complexity terms (see [TWW88] for an overview). However, information-based complexity is primarily concerned with worst-case, average-case, or randomized analysis of more difficult problems, rather than adaptive analysis of algorithms for easier problems as in this paper. Information-based complexity does consider adaptive algorithms (algorithms for which a query may depend on the answers to previous queries), but primarily when they are more powerful than non-adaptive algorithms in the worst (or average, etc.) case, such as for binary search.

The problem of maximizing a Lipschitz function has been studied in the context of global optimization. This problem essentially corresponds to the special case of the nearest- or farthest-point-on-curve problem in which $d = 1$. Beyond worst-case analysis, many algorithms for this problem have been studied only experimentally (see, e.g. [HJ95]), but Piyavskii’s algorithm [Piy72] has been previously analyzed in what is essentially the adaptive framework, first in [Dan71]. The analysis was sharpened in [HJL91] to show that the number of samples the algorithm performs on (C, ε) is at most 4 times $\text{OPT}(C, \varepsilon)$. As Theorem 3 shows, this analysis cannot generalize to $d > 1$.

Practitioners who manipulate curves and surfaces typically use numerical algorithms, which are extremely general but sometimes fail or perform poorly, or specialized algorithms for specific types of curves, such as B-splines. Some algorithms for manipulating general parametric curves and surfaces guarantee correctness, but the theoretical performance of these algorithms is either not analyzed [JC98, Sny92] or analyzed only in the worst-case [GW90]. At the heart of our algorithm is Günther and Wong’s [GW90] observation that the portion of a Lipschitz curve between two nearby sample points can be bounded by a small ellipse, as described in Section 3.1.

2 Problem Statement

We use the real RAM model, which can store and manipulate exact real numbers in $O(1)$ time and space. Manipulation of real numbers includes basic arithmetic ($+$, $-$, \times , \div), comparisons, and n th roots. We separately analyze the number of samples and the additional computation time. Although we describe and analyze our algorithms in \mathbb{R}^2 , both the algorithms and their analyses trivially carry over to \mathbb{R}^d for $d > 2$.

We assume without loss of generality that the Lipschitz constant is 1, that the parameter space is the unit interval, and that the query point p is the origin O . Throughout our discussion of nearest-point-on-curve, d_{\min} refers to the minimum distance from C to the origin. Analogously, d_{\max} denotes the maximum distance from C to the origin. The two problems we consider are to find a point on C whose distance to O is approximately d_{\min} or d_{\max} :

Problem Nearest-Point-On-Curve *Given a Lipschitz curve C and an $\varepsilon > 0$, find a parameter x such that $\|C(x)\| \leq d_{\min} + \varepsilon$.*

Problem Farthest-Point-On-Curve *Given a Lipschitz curve C and an $\varepsilon > 0$, find a parameter x such that $\|C(x)\| \geq d_{\max} - \varepsilon$.*

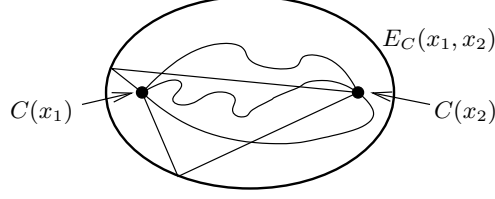


Figure 2: Some possible curves C inside an ellipse.

3 Adaptive Algorithm and Analysis for Nearest-Point-On-Curve

3.1 Main Idea

The main observation is that, if we have sampled C at x_1 and x_2 , then for x between x_1 and x_2 , $\|C(x) - C(x_1)\| + \|C(x) - C(x_2)\| \leq |x_2 - x_1|$. This means that when the parameter x is between x_1 and x_2 , $C(x)$ stays within an ellipse with foci at $C(x_1)$ and $C(x_2)$, whose major axis (sum of distances to foci from a boundary point) has length $|x_2 - x_1|$. See Figure 2. Note that this ellipse is tight: by changing C only between x_1 and x_2 , we can force it to pass through any point in the ellipse while keeping C Lipschitz. The following propositions formalize this idea:

Definition Given a Lipschitz curve C and an interval $[x_1, x_2] \subseteq [0, 1]$, define the ellipse

$$E_C(x_1, x_2) = \left\{ p \in \mathbb{R}^2 \mid \|C(x_1) - p\| + \|C(x_2) - p\| \leq x_2 - x_1 \right\}.$$

Proposition 1 For an interval $J = [x_1, x_2] \subseteq [0, 1]$, $C(J) \subseteq E_C(x_1, x_2)$.

Proof: Let $x \in J$. By the Lipschitz condition, $\|C(x_1) - C(x)\| \leq x - x_1$ and similarly $\|C(x_2) - C(x)\| \leq x_2 - x$. Adding these, we get $\|C(x_1) - C(x)\| + \|C(x_2) - C(x)\| \leq x_2 - x_1$, so $C(x) \in E_C(x_1, x_2)$. \square

Proposition 2 Let $J = (x_1, x_2) \subseteq [0, 1]$ and let C be a Lipschitz curve. Then for every point p in $E_C(x_1, x_2)$, there is a Lipschitz curve C' such that $C(x) = C'(x)$ for $x \notin J$ and for some $x \in J$, $C'(x) = p$.

Proof: We can make C' on J consist of a line segment from $C(x_1)$ to p and another one from p to $C(x_2)$. Because the total length of these line segments is at most $x_2 - x_1$, we can parametrize C' at unit speed (or less) on J . \square

The following proposition will often be used implicitly in our reasoning:

Proposition 3 If $J' = [x'_1, x'_2]$ and $J = [x_1, x_2]$ and $J' \subseteq J$, then $E_C(x'_1, x'_2) \subseteq E_C(x_1, x_2)$.

Proof: If $p \in E_C(x'_1, x'_2)$ then $\|C(x'_1) - p\| + \|C(x'_2) - p\| \leq x'_2 - x'_1$ by definition. We have $\|C(x_1) - C(x'_1)\| \leq x'_1 - x_1$ and $\|C(x_2) - C(x'_2)\| \leq x_2 - x'_2$ by the Lipschitz condition on C . Adding the three inequalities and applying the triangle inequality twice, we get

$$\begin{aligned} \|C(x_1) - p\| + \|p - C(x_2)\| &\leq \\ &\leq \|C(x_1) - C(x'_1)\| + \|C(x'_1) - p\| + \|p - C(x'_2)\| + \|C(x'_2) - C(x_2)\| \leq x_2 - x_1 \end{aligned}$$

So $p \in E_C(x_1, x_2)$, as required. \square

For notational convenience, let $\text{closest-possible}(x_1, x_2)$ denote the minimum distance from a point in $E_C(x_1, x_2)$ to the origin.

3.2 Proof Sets

The properties of E_C immediately suggest a criterion for determining whether a set of points on a curve is sufficient to guarantee that a point sufficiently close to O is among those in the set: the distance from O to the nearest sampled point and the distance from O to the nearest ellipse (around adjacent points) should differ by at most ε .

Definition Let $P = \{x_1, x_2, \dots, x_n\}$ be a set of parameters in $[0, 1]$ so that $0 = x_1 < x_2 < \dots < x_n = 1$. Let $x_{\min} \in P$ be an element that minimizes $\|C(x_i)\|$. Then P is a proof set if $\|C(x_{\min})\| - \varepsilon \leq \text{closest-possible}(x_i, x_{i+1})$ for all i .

The following proposition shows that producing a proof set is the only way an algorithm can guarantee correctness.

Proposition 4 Let $P = \{x_1, x_2, \dots, x_n\} \subseteq [0, 1]$ so that $0 = x_1 < x_2 < \dots < x_n = 1$. Let x_{\min} be an element of P that minimizes $\|C(x_i)\|$. If P is a proof set, then for any curve C' such that $C'(x_i) = C(x_i)$, x_{\min} is a solution to nearest-point-on-curve. Conversely, if P is not a proof set, there is a curve C' such that $C'(x_i) = C(x_i)$ for all i and for which x_{\min} is not a solution.

Proof: For any curve C' for which $C'(x_i) = C(x_i)$, P is a proof set for C' precisely when it is a proof set for C . Applying Proposition 1, we find that $C'([0, 1])$ is contained in the union of the ellipses $E_C(x_i, x_{i+1})$. So, if P is a proof set, $\|C'(x_{\min})\| - \varepsilon \leq \|C'(x)\|$ for all $x \in [0, 1]$, which implies that x_{\min} is a solution for C' .

Conversely, if P is not a proof set, then there is a point p in some ellipse $E_C(x_i, x_{i+1})$ such that $\|C(x_{\min})\| - \varepsilon > \|p\|$. By Proposition 2, we can construct a curve that coincides with C except in (x_i, x_{i+1}) and passes through p . For this curve, x_{\min} will not be a solution. \square

The requirement that $x_1 = 0$ and $x_n = 1$ allows the analysis to avoid special cases. An algorithm could guarantee correctness without sampling these endpoints, but because this saves only a constant amount of work, we ignore this possibility in favor of simpler analysis.

3.3 Algorithm Description and Correctness

As we sample the curve, we maintain a set of ellipses around the unsampled intervals. At each step, we take the interval whose ellipse is closest to the origin and sample in the middle of it, thus replacing it with two smaller intervals (with smaller ellipses). When the sampled points form a proof set, we terminate and output the closest point of those sampled.

Let Q be a priority queue that stores triples of real numbers (d, x_1, x_2) sorted by d . The algorithm is as follows:

CLOSEST-POINT(C, ε)

1. Add (closest-possible(0, 1), 0, 1) to Q
2. $(\hat{x}_{\min}, \hat{d}_{\min}) \leftarrow$ if $\|C(0)\| < \|C(1)\|$ then $(0, \|C(0)\|)$ else $(1, \|C(1)\|)$
3. Do until finished:
 4. $(d, x_1, x_2) \leftarrow \text{EXTRACT-MIN}(Q)$
 5. If $\hat{d}_{\min} - \varepsilon \leq d$ then output \hat{x}_{\min} and STOP
 6. $x \leftarrow (x_1 + x_2)/2$
 7. If $\|C(x)\| < \hat{d}_{\min}$ then $(\hat{x}_{\min}, \hat{d}_{\min}) \leftarrow (x, \|C(x)\|)$
 8. Add (closest-possible(x_1, x), x_1, x) to Q
 9. Add (closest-possible(x, x_2), x, x_2) to Q

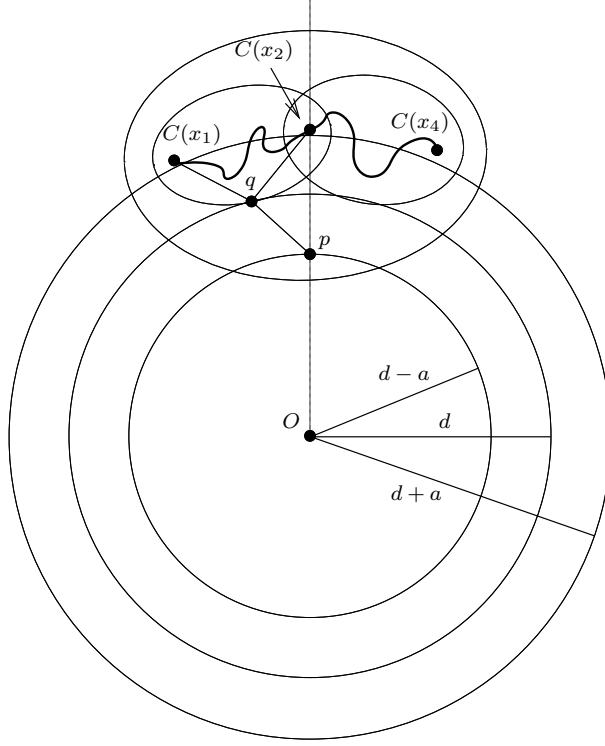


Figure 3: Ellipse Lemma

Correctness follows from Proposition 4: the algorithm stops when the points sampled form a proof set and outputs the closest point. To show termination, we note that no interval of length 2ε or less is ever subdivided:

Proposition 5 *If in line 5, $x_2 - x_1 \leq 2\varepsilon$, CLOSEST-POINT terminates at this line.*

Proof: Because \hat{d}_{\min} stores the minimum known distance to a point, $\hat{d}_{\min} \leq \|C(x_1)\|$ and $\hat{d}_{\min} \leq \|C(x_2)\|$. Let p be a point in $E_C(x_1, x_2)$ such that $\|p\| = d$. Then by the definition of E_C , $\|C(x_1) - p\| + \|C(x_2) - p\| \leq 2\varepsilon$. This means that at least one of $\|C(x_1) - p\| \leq \varepsilon$ or $\|C(x_2) - p\| \leq \varepsilon$ is true. If $\|C(x_1) - p\| \leq \varepsilon$, then, by the triangle inequality, $\|C(x_1)\| - \|p\| \leq \varepsilon$. This implies that $\hat{d}_{\min} - d \leq \varepsilon$ so the algorithm stops. Similarly for the other possibility. \square

From this proposition, we can conclude that CLOSEST-POINT stops in at most $O(1/\varepsilon)$ steps because only $O(1/\varepsilon)$ sample points at least ε apart can fit in $[0, 1]$, and in each iteration of the loop, the algorithm always samples one new point in an interval of width at least 2ε .

3.4 Ellipse Lemma

To analyze CLOSEST-POINT, we will make use of one geometric fact in three incarnations:

Ellipse Lemma *Let $0 \leq x_1 \leq x_2 \leq x_3 \leq x_4 \leq 1$. Also, let $d, a \in \mathbb{R}$ with $0 < a < d$. If $\text{closest-possible}(x_1, x_2) \leq d$, $\text{closest-possible}(x_3, x_4) \leq d$, and $\|C(x_2)\| \geq d + a$, then $\text{closest-possible}(x_1, x_4) \leq d - a$.*

Proof: See Figure 3. We may assume without loss of generality that $x_2 = x_3$, because if $\text{closest-possible}(x_3, x_4) \leq d$, then $\text{closest-possible}(x_2, x_4) \leq d$. Let p be the intersection of the circle $\|v\| = d - a$ and the ray from the origin through $C(x_2)$. Obviously, $\|p\| = d - a$. We will show that $\|C(x_1) - p\| \leq x_2 - x_1$ and $\|C(x_4) - p\| \leq x_4 - x_2$. This will prove that $p \in E_C(x_1, x_4)$, and therefore $\text{closest-possible}(x_1, x_4) \leq d - a$.

Because $\text{closest-possible}(x_1, x_2) \leq d$, there is a point q such that $\|q\| \leq d$ and $\|C(x_1) - q\| + \|q - C(x_2)\| \leq x_2 - x_1$. We may set the axes so that $C(x_2)$ is on the y axis. So let $C(x_2) = (0, y)$. Then $y \geq d + a$ and $p = (0, d - a)$. Now if $q = (x_q, y_q)$, then $\|q - C(x_2)\| = \sqrt{x_q^2 + (y - y_q)^2}$ and $\|q - p\| = \sqrt{x_q^2 + (y_q - (d - a))^2}$. Because $\|q\| \leq d$, $y_q \leq d$, we have $(y_q - (d - a))^2 \leq ((d + a) - y_q)^2 \leq (y - y_q)^2$, which means that $\|q - p\| \leq \|q - C(x_2)\|$. Using this, the triangle inequality, and the construction requirement of q , we get:

$$\|C(x_1) - p\| \leq \|C(x_1) - q\| + \|q - p\| \leq \|C(x_1) - q\| + \|q - C(x_2)\| \leq x_2 - x_1$$

The argument that $\|C(x_4) - p\| \leq x_4 - x_2$ is symmetric. \square

When generalizing this lemma from \mathbb{R}^2 to \mathbb{R}^d , we consider separately the planes through $O, C(x_1), C(x_2)$ and through $O, C(x_2), C(x_4)$.

We will use the Ellipse Lemma in three different places in the analysis, so we prove three simple corollaries:

Ellipse Lemma (1) *Let $[x_1, x]$ and $[x, x_2]$ be intervals. Let $0 < \varepsilon < d$. If $\text{closest-possible}(x_1, x_2) \geq d - \varepsilon$ and $\|C(x)\| \geq d$, then $\text{closest-possible}(x_1, x) \geq d - \varepsilon/2$ or $\text{closest-possible}(x, x_2) \geq d - \varepsilon/2$ or both.*

Proof: Suppose for contradiction that this is not the case: we have $\text{closest-possible}(x_1, x) < d - \varepsilon/2$ and $\text{closest-possible}(x, x_2) < d - \varepsilon/2$. Let d' be the larger of $\text{closest-possible}(x_1, x)$ and $\text{closest-possible}(x, x_2)$. We have $d' < d - \varepsilon/2$. Now let $a = d - d'$ and apply the Ellipse Lemma to $[x_1, x]$, $[x, x_2]$, d' and a to get $\text{closest-possible}(x_1, x_2) \leq d' - a$. But $d' - a = 2d' - d < d - \varepsilon$, which contradicts the assumption that $\text{closest-possible}(x_1, x_2) \geq d - \varepsilon$. \square

Ellipse Lemma (2) *Let $[x_1, x_2]$ and $[x_3, x_4]$ be intervals with $x_3 \geq x_2$. Let $0 < \varepsilon/2 < d$. If $\text{closest-possible}(x_1, x_2) \leq d$, $\text{closest-possible}(x_3, x_4) \leq d$, and $\|C(x_2)\| > d + \varepsilon/2$, then $\text{closest-possible}(x_1, x_4) < d - \varepsilon/2$.*

Proof: Let $a = \|C(x_2)\| - d$ so $a > \varepsilon/2$. Now apply the Ellipse Lemma to $[x_1, x_2]$, $[x_3, x_4]$, d , and a to get $\text{closest-possible}(x_1, x_4) \leq d - a < d - \varepsilon/2$. \square

Ellipse Lemma (3) *Let $[x_1, x]$ and $[x, x_2]$ be intervals and let $0 < \varepsilon/2 < d$. If $\text{closest-possible}(x_1, x_2) \geq d - \varepsilon/2$ and $\|C(x)\| > d + \varepsilon/2$, then $\text{closest-possible}(x_1, x) > d$ or $\text{closest-possible}(x, x_2) > d$ or both.*

Proof: Suppose that $\text{closest-possible}(x_1, x) \leq d$ and $\text{closest-possible}(x, x_2) \leq d$. Apply the Ellipse Lemma(2) to get that $\text{closest-possible}(x_1, x_2) < d - \varepsilon/2$, which is a contradiction. \square

3.5 OPT

We define the OPT of a problem instance to be the number of samples that the best possible algorithm makes on that instance. In our analysis, we use the fact that OPT is equal to the

size of the smallest proof set, which follows from Proposition 4. Note that OPT depends on C and ε , but we write OPT or $\text{OPT}(\varepsilon)$ instead of $\text{OPT}(C, \varepsilon)$ when the arguments are clear. For the analysis of CLOSEST-POINT with $\varepsilon < d_{\min}$ we need the following estimate: for any curve C , $\text{OPT}(\varepsilon/2) = O(\text{OPT}(\varepsilon))$. We prove this by starting with a proof set for ε , inserting a new sample point in between every pair of sample points in the proof set, and using the Ellipse Lemma with a continuity/connectedness argument to show that we can force the result to be a proof set for $\varepsilon/2$.

Proposition 6 *If $\varepsilon < d_{\min}$, for any curve C , $\text{OPT}(C, \varepsilon/2) \leq 2\text{OPT}(C, \varepsilon)$.*

Proof: Consider a proof set P of size $\text{OPT}(\varepsilon)$. Let x_i be the i^{th} smallest element of P . Because P is a proof set, $\text{closest-possible}(x_i, x_{i+1}) \geq d_{\min} - \varepsilon$. Now let

$$\begin{aligned} A &= \{x \in [x_i, x_{i+1}] \mid \text{closest-possible}(x_i, x) \geq d_{\min} - \varepsilon/2\} \\ B &= \{x \in [x_i, x_{i+1}] \mid \text{closest-possible}(x, x_{i+1}) \geq d_{\min} - \varepsilon/2\} \end{aligned}$$

By the Ellipse Lemma(1), $A \cup B = [x_i, x_{i+1}]$. Also, because $\text{closest-possible}(x_i, x_i) = \|x_i\| \geq d_{\min}$ and $\text{closest-possible}(x_{i+1}, x_{i+1}) = \|x_{i+1}\| \geq d_{\min}$, $A \neq \emptyset$ and $B \neq \emptyset$. Because closest-possible is continuous in both variables, A is closed relative to $[x_i, x_{i+1}]$, being the preimage of the closed set $\{t \mid t \geq d_{\min} - \varepsilon\}$ under $t = \text{closest-possible}(x_i, x)$ with respect to the second variable. Similarly, B is closed relative to $[x_i, x_{i+1}]$. Because $[x_i, x_{i+1}]$ is connected, $A \cap B \neq \emptyset$, so let $x \in A \cap B$. This means $\text{closest-possible}(x_i, x) \geq d_{\min} - \varepsilon/2$ and $\text{closest-possible}(x, x_{i+1}) \geq d_{\min} - \varepsilon/2$. So for every pair of adjacent samples in P , we can insert a new sample x between them (x may, of course, coincide with one of the samples already in P , in which case we ignore it) so that in the resulting set, $\text{closest-possible}(x_j, x_{j+1}) \geq d_{\min} - \varepsilon/2$ for all j . Thus, we will have inserted at most an additional $|P| - 1$ elements. In order to make the result a proof set, we may need to insert one more element, x such that $\|C(x)\| = d_{\min}$. This will make the result into a proof set for $\varepsilon/2$ with $2|P|$ elements. \square

3.6 Phases

We split an execution of CLOSEST-POINT into two phases and analyze each phase separately, giving an upper bound on the number of curve samples. The phases are a construction for the analysis only; the algorithm does not know which phase it is in. The algorithm starts out in Phase 1, and switches to Phase 2 when all of the ellipses around intervals stored in Q are no closer than $d_{\min} - \varepsilon/2$ to the origin. The distance from the ellipses in Q to the origin can only grow (as ellipses close to the origin are replaced by ellipses farther away), so once the algorithm enters Phase 2, it can never leave it. Let P be a proof set for $\varepsilon/2$ whose size is $\text{OPT}(\varepsilon/2)$. We show that in each phase, the number of samples is $O(|P| \log(\varepsilon^{-1}/|P|))$. We will want the following easy fact:

Proposition 7 *Let a_i for $1 \leq i \leq |P|$ be positive real numbers. If we have $\sum_{i=1}^{|P|} a_i \leq \varepsilon^{-1}$, then $\sum_{i=1}^{|P|} \log a_i \leq |P| \log(\varepsilon^{-1}/|P|)$.*

Proof: By the arithmetic-geometric mean inequality, we have $\sqrt[|P|]{\prod_{i=1}^{|P|} a_i} \leq \frac{\sum_{i=1}^{|P|} a_i}{|P|} \leq \frac{\varepsilon^{-1}}{|P|}$. Taking the logarithm of both sides gives us $\frac{\sum_{i=1}^{|P|} \log a_i}{|P|} \leq \log(\varepsilon^{-1}/|P|)$. Multiplying both sides by $|P|$ gives us the desired result. \square

3.7 Phase 1

Proposition 8 *If $[x_1, x_2]$ is an interval such that $\text{closest-possible}(x_1, x_2) < d_{\min} - \varepsilon/2$ then P must have a point in the open interval (x_1, x_2) .*

Proof: For contradiction, suppose P has no point in (x_1, x_2) . This means that P has two consecutive points, x'_1 and x'_2 , such that $[x_1, x_2] \subseteq [x'_1, x'_2]$. So $E_C(x_1, x_2) \subseteq E_C(x'_1, x'_2)$ and therefore $\text{closest-possible}(x_1, x_2) \geq \text{closest-possible}(x'_1, x'_2) < d_{\min} - \varepsilon/2$. Hence, P cannot be a proof set for $\varepsilon/2$. \square

Let $J = [x_1, x_2] \subseteq [0, 1]$ be an interval that is subdivided in Phase 1. This implies that $\text{closest-possible}(x_1, x_2) < d_{\min} - \varepsilon/2$ so by Proposition 8, P must have a point in (x_1, x_2) . This means that any interval that is subdivided in Phase 1 contains a point of P .

We need to count the samples in this phase. We do this by classifying every subdivision as either a “split” or a “squeeze”. A subdivision is a *split* if both resulting intervals contain points from P and a *squeeze* if one of the resulting intervals has no points from P . Because the number of splits cannot be more than $|P| - 1$, we only need to count squeezes. If J is an interval in Q at some point in the execution of Phase 1, let $S(J)$ be the number of squeezes that have happened to intervals containing J and let $L(J)$ be the length of J . We want the following invariant:

Proposition 9 *If at some point in Phase 1 of the algorithm, the intervals that contain points of P are J_1, J_2, \dots, J_k then $\sum_{i=1}^k 2^{S(J_i)} L(J_i) = 1$.*

Proof: We proceed by induction on the number of subdivisions. At the start of the execution of CLOSEST-POINT, $S([0, 1]) = 0$ and $L([0, 1]) = 1$ so the base case is clearly true. Suppose an interval J_i is split into J_{i1} and J_{i2} . Because no new squeezes have occurred, $S(J_{i1}) = S(J_{i2}) = S(J_i)$ and $L(J_{i1}) = L(J_{i2}) = L(J_i)/2$. So $2^{S(J_i)} L(J_i) = 2^{S(J_{i1})} L(J_{i1}) + 2^{S(J_{i2})} L(J_{i2})$ and the sum is not changed. If the interval J_i is squeezed into J_{i1} , then $S(J_{i1}) = 1 + S(J_i)$ and $L(J_{i1}) = L(J_i)/2$ so $2^{S(J_i)} L(J_i) = 2^{S(J_{i1})} L(J_{i1})$ and the sum is not changed in this case either. \square

Proposition 10 *There are $O(|P| \log(\varepsilon^{-1}/|P|))$ samples in Phase 1.*

Proof: As noted above, we only need to count the squeezes. By Proposition 9, at the end of Phase 1, if J_1, \dots, J_k contain points of P , then $\sum_{i=1}^k 2^{S(J_i)} L(J_i) = 1$. But because no interval of length ε or less ever appears, $L(J_i) > \varepsilon$ so $\sum_{i=1}^k 2^{S(J_i)} < \varepsilon^{-1}$ and $k \leq |P|$. Using Proposition 7, we get $\sum_{i=1}^k S(J_i) \leq k \log(\varepsilon^{-1}/k) = O(|P| \log(\varepsilon^{-1}/|P|))$. Every squeeze increases $\sum_{i=1}^k S(J_i)$ by 1 and nothing ever decreases it, so the number of squeezes is at most $O(|P| \log(\varepsilon^{-1}/|P|))$. \square

3.8 Phase 2

If in Phase 2 a point x is sampled for which $\|C(x)\| \leq d_{\min} + \varepsilon/2$, the algorithm stops. Because we are giving an upper bound on the running time, we may assume that every point sampled is farther than $d_{\min} + \varepsilon/2$ from the origin.

If $\text{closest-possible}(x_i, x_{i+1}) > d_{\min}$ then $[x_i, x_{i+1}]$ will never be chosen for subdivision. This is because an interval around a point that is d_{\min} away from the origin has its ellipse at distance at most d_{\min} from the origin and will be chosen over $[x_i, x_{i+1}]$. Thus, let us call an interval $[x_i, x_{i+1}]$ *alive* if $\text{closest-possible}(x_i, x_{i+1}) \leq d_{\min}$ and call it *dead* otherwise. No dead interval is ever subdivided.

Proposition 11 *If $\varepsilon < d_{\min}$, then when the CLOSEST-POINT enters Phase 2, there are $O(|P|)$ alive intervals.*

Proof: Let the alive intervals be $[x_1, y_1], [x_2, y_2], \dots, [x_k, y_k]$. By the assumption above, $\|C(x_i)\| > d_{\min} + \varepsilon/2$ and $\|C(y_i)\| > d_{\min} + \varepsilon/2$. Because the intervals are alive, $\text{closest-possible}(x_i, y_i) \leq d_{\min}$. This means that we can apply the Ellipse Lemma(2) to $[x_i, y_i]$ and $[x_{i+1}, y_{i+1}]$ to get $\text{closest-possible}(x_i, y_{i+1}) < d_{\min} - \varepsilon/2$. By Proposition 8, P has a point in (x_i, y_{i+1}) . Because at most two segments of the form (x_i, y_{i+1}) can overlap, and each one has at least one point of P , there must be at most $2|P|$ of these segments. \square

Now suppose we subdivide an interval $[x_1, x_2]$ into $[x_1, x]$ and $[x, x_2]$. Because we are in phase 2, $\text{closest-possible}(x_1, x_2) \geq d_{\min} - \varepsilon/2$. By our assumption above, $\|C(x)\| > d_{\min} + \varepsilon/2$. Applying the Ellipse Lemma(3), we get that either $\text{closest-possible}(x_1, x) > d_{\min}$ or $\text{closest-possible}(x, x_2) > d_{\min}$ (or both). This implies that when the interval is subdivided, at most one of the resulting intervals can be alive.

Proposition 12 *If $\varepsilon < d_{\min}$, there are $O(|P| \log(\varepsilon^{-1}/|P|))$ samples in Phase 2.*

Proof: Let l_1, l_2, \dots, l_k be the lengths of the alive intervals at time t . Define $p(t) = \sum_{i=1}^k \log_2(2l_i/\varepsilon)$. Because no interval of length 2ε or less is ever subdivided, $l_i > \varepsilon$ and so each term in the sum is at least 1. At every subdivision, an alive interval is replaced with at most one alive interval of half the length; therefore, each subdivision decreases $p(t)$ by at least 1. This implies that the total number of subdivisions cannot be greater than $p(t_0)$ where t_0 is the time when the algorithm enters Phase 2. Now consider the situation at time t_0 . The total length of the alive intervals is at most 1, so we have $\sum_{i=1}^k 2l_i/\varepsilon \leq 2\varepsilon^{-1}$. Applying Proposition 7 to this inequality and to the definition of $p(t_0)$, we get $p(t_0) \leq k \log(2\varepsilon^{-1}/k)$. By Proposition 11, $k = O(|P|)$, so we get $p(t_0) = O(|P| \log(\varepsilon^{-1}/|P|))$, which means there are at most that many samples of C in phase 2. \square

3.9 Analysis Conclusion

Theorem 1 *If on a problem instance with $\varepsilon < d_{\min}$, we let $n = \text{OPT}(\varepsilon) \log(\varepsilon^{-1}/\text{OPT}(\varepsilon))$, algorithm CLOSEST-POINT uses $O(n)$ samples and $O(n \log n)$ additional time, where the constant in the O notation is independent of the instance.*

Proof: Combining Propositions 10, 12, and 6, we get that the number of samples the algorithm makes is $O(n)$. Because the samples are stored in a priority queue, which may be implemented as a heap, it takes $O(\log n)$ time to insert or extract a sample. Hence the algorithm uses $O(n \log n)$ time for the heap operations. \square

This theorem does not hold for $d_{\min} \leq \varepsilon$ because then the condition $a < d$ would not be satisfied when we invoke the Ellipse Lemma. The best conclusion we can make about the running time of CLOSEST-POINT when $d_{\min} \leq \varepsilon$ is that the number of samples is $O(1/\varepsilon)$. Below we prove that it is impossible to do better with respect to OPT.

4 Lower Bounds

4.1 Worst-Case Lower Bound

As mentioned in the introduction, in the worst case, we cannot do better than the trivial algorithm:

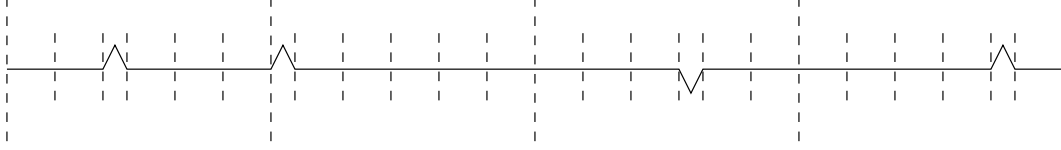


Figure 4: An example C for the adaptive lower bound for $n = 24$ and $k = 4$.

Theorem 2 *For any ε , there is a problem instance of nearest-point-on-curve on which any algorithm requires $\Omega(\varepsilon^{-1})$ samples.*

Proof: Suppose we are given ε . Let C be the constant “curve”, $C(x) = p$ for all $x \in [0, 1]$ with $\|p\| > \varepsilon$. Now, for any interval $[x_1, x_2] \subseteq [0, 1]$, $E_C(x_1, x_2)$ is a circle centered at p whose radius is $(x_2 - x_1)/2$. This means that in any proof set, every two points are less than $2\varepsilon^{-1}$ apart in the parameter space, so the OPT for this problem is $\Theta(\varepsilon^{-1})$. \square

4.2 Adaptive Lower Bound

We prove that CLOSEST-POINT is optimal with respect to the number of samples of C .

Theorem 3 *For any algorithm and for any $\varepsilon > 0$ and $k \in \mathbb{N}$, there is a problem instance with $\text{OPT} = O(k)$ on which that algorithm requires $\Omega(k \log(\varepsilon^{-1}/k))$ samples.*

Proof: Let ε and k be given. We will construct a problem instance family for which $k = \Omega(\text{OPT})$ and the number of samples required by any algorithm is $\Omega(k \log(\varepsilon^{-1}/k))$ on at least one instance of that family.

Let $n = \varepsilon^{-1}/3$. Divide the parameter space into n equal regions and group them into k groups of n/k regions each. In each group, let the curve have one spike in some region (and be flat in the other regions of that group). Let $k - 1$ of the spikes point up, and let the remaining spike point down. See Figure 4. The origin is far below the curve and ε is less than the height of a spike, so that the only solutions to a nearest-point-on-curve instance of this form are on the spike pointing down. Because an omniscient adversary may force the last spike the algorithm examines to be the one pointing down, and the algorithm cannot determine whether a spike points up or down without sampling on it, the algorithm must find every spike. Note that if x is a point in parametric space that corresponds to the boundary between groups, $C(x)$ does not depend on where the spikes are chosen. Moreover, sampling inside one of the k groups (and not on a spike) only gives information about whether the spike in that group is to the left or to the right of the point sampled. This implies that the algorithm must perform a binary search on each of the k groups. The minimum number of samples to do this is indeed $\Omega(k \log(n/k))$.

To show that $k = \Omega(\text{OPT})$, we note that because the curve is piecewise linear (and parametrized at unit speed), placing a point at every corner gives a proof set for any ε , because that completely determines the curve. Each spike has 3 corners and there are possibly two more endpoints, so $\text{OPT} \leq 3k + 2$. \square

4.3 Lower Bound for $d_{\min} \leq \varepsilon$

Theorem 4 *For any algorithm and for any $\varepsilon > 0$, there is a problem instance with $d_{\min} \leq \varepsilon$ such that the algorithm requires $\Omega(\text{OPT}(\varepsilon)\varepsilon^{-1})$ samples to solve it.*

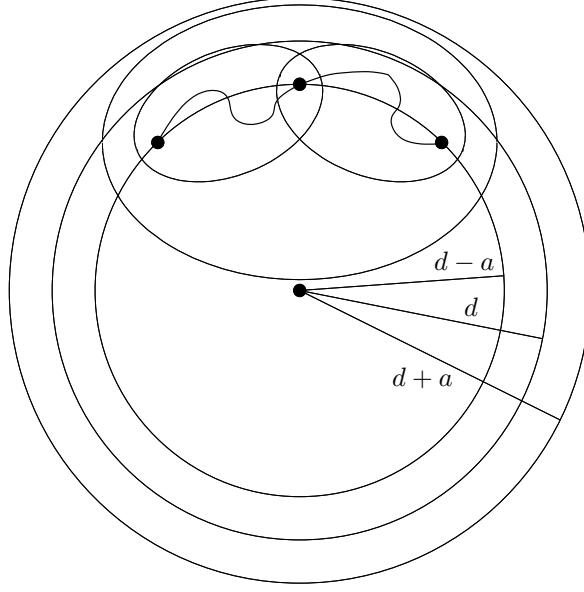


Figure 5: A counterexample to the inverted Ellipse Lemma (ellipses are to scale)

Proof: Because $d_{\min} \leq \varepsilon$, $\text{OPT}(\varepsilon) = 1$. To define C , let us split $[0, 1]$ into $\varepsilon^{-1}/4$ intervals of width 4ε . Fix one of these intervals, $J = (x_1, x_1 + 4\varepsilon)$. For $x \notin J$, let $C(x) = (0, 2.5\varepsilon)$. For $x \in J$ let

$$C(x) = \begin{cases} (0, 2.5\varepsilon - (x - x_1)) & \text{for } x < x_1 + 2\varepsilon \\ (0, 2.5\varepsilon - (x_1 + 4\varepsilon - x)) & \text{for } x \geq x_1 + 2\varepsilon \end{cases}$$

Informally, one of the intervals has a spike of height 2ε pointing at the origin. Now, at $x = x_1 + 2\varepsilon$, $C(x) = (0, \varepsilon/2)$, so $d_{\min} = \varepsilon/2$ and $\text{OPT} = 1$. The only valid outputs on such a problem instance are points on the spike. Because sampling the curve anywhere except J gives no information on the location of the spike, which could be in any of $\varepsilon^{-1}/4$ possible intervals, an algorithm is forced to do a linear search that requires $\Omega(\varepsilon^{-1})$ samples. \square

These lower bounds also work for randomized algorithms, because the reductions are from linear search and binary search, problems for which randomized algorithms can do no better than deterministic algorithms (up to constant factors).

5 Farthest-Point-on-Curve

It is natural to consider the symmetric problem of finding a point on C whose distance to a given point is within ε of the largest possible. It is straightforward to modify CLOSEST-POINT to FARTHEST-POINT, which solves the farthest-point-on-curve problem. The first two lower bounds for nearest-point-on-curve hold for farthest-point-on-curve as well. The analysis is also easy to carry over to FARTHEST-POINT, with one exception: the natural “inversion” of the Ellipse Lemma is false. Figure 5 illustrates this. Nevertheless the algorithm running time is the same (within a constant factor) because we can prove a modified inverted Ellipse Lemma. Note that $\text{farthest-possible}(x_1, x_2)$ (the analogue of $\text{closest-possible}(x_1, x_2)$) refers to the maximum distance from a point in $E_C(x_1, x_2)$ to the origin. To simplify the proof, we impose an extra condition that $\|C(x_i)\| \leq d - a$, which was required only for $i = 2$ in the original lemma.

Notice that (1) is quadratic in c and the c^2 term has a positive coefficient. This means that it has a single global minimum as c varies. Because we are trying to prove that (1) is positive, it is sufficient to show that the expression takes on a positive value when c is at the minimum. To find the minimum, we differentiate (1) with respect to c to get

$$\frac{64a + 40}{5}c - 8a - 8,$$

which is equal to 0 for $c = \frac{5+5a}{5+8a}$. Substituting it back into (1), we get

$$\frac{36a^2}{(5+8a)^2} + \frac{36a^2}{25} - \frac{24a^2(15+12a)}{5(5+8a)^2} = \frac{288a^3}{25(5+8a)} \geq 0$$

as desired. \square

Proof of Inverted Ellipse Lemma: As in the original Ellipse Lemma, assume without loss of generality that $x_2 = x_3$. Let us also assume that the condition on the points is tight (it is straightforward to reduce to this case using the triangle inequality), that is, $\|C(x_1)\| = \|C(x_2)\| = \|C(x_4)\| = d - a$. Once again, let P be the intersection of the circle $\|v\| = d + \frac{3}{5}a$ and the ray from the origin through $C(x_2)$. We need to show that $|x_2 - x_1| \geq \|C(x_1) - P\|$ and the symmetric case ($|x_4 - x_2| \geq \|C(x_4) - P\|$) will follow. From combining them, we will be able to conclude the lemma. When applying Proposition 13, by scaling the entire picture, we can assume that $d - a = 1$ and so $d = 1 + a$.

In general, we only need to consider the case when the ellipse $E_C(x_1, x_2)$ is as small as possible, that is, it is tangent to the circle $\|v\| = d$. Let Q be a point of tangency. Then (from the optical properties of ellipses) the origin O is on the bisector of angle $C(x_1), Q, C(x_2)$. Therefore, if we reflect the line $Q, C(x_2)$ off the line QO , $C(x_1)$ must be on an intersection of the reflected line and the circle $\|v\| = d - a$. Let D be the other intersection. Because the reflection of $C(x_2)$ is both on the circle $\|v\| = d - a$ and on the reflected line, it could be either $C(x_1)$ or D . If it is $C(x_1)$, we can use Proposition 13, with $A \leftarrow C(x_1)$ and $B \leftarrow C(x_2)$ to conclude that $\|C(x_1) - Q\| + \|Q - C(x_2)\| \geq \|C(x_1) - P\|$. Otherwise, D is the reflection of $C(x_2)$ across QO and there are two possibilities:

1. If D is between $C(x_1)$ and Q , then we apply Proposition 13 with $A \leftarrow D$ and $B \leftarrow C(x_2)$ to get $\|D - Q\| + \|Q - C(x_2)\| \geq \|D - P\|$. We add $\|C(x_1) - D\|$ to both sides and apply the triangle inequality to get

$$\begin{aligned} |x_2 - x_1| &\geq \|C(x_1) - Q\| + \|Q - C(x_2)\| = \|C(x_1) - D\| + \|D - Q\| + \|Q - C(x_2)\| \geq \\ &\geq \|C(x_1) - D\| + \|D - P\| \geq \|C(x_1) - P\| \end{aligned}$$

2. Otherwise, $C(x_1)$ is between D and Q . See Figure 7. Let Q' be the reflection of Q across the bisector of angle $C(x_1), O, C(x_2)$. Then, $\|C(x_1) - Q'\| = \|C(x_2) - Q\|$ and $\|C(x_2) - Q'\| = \|C(x_1) - Q\|$. Now the line segment $C(x_1), Q'$ has a second intersection with the circle $\|v\| = d - a$ (besides the endpoint $C(x_1)$) because this line segment is the result of reflecting line segment DQ (which contains $C(x_1)$, by assumption) first across OQ and then across the bisector of $C(x_1), O, C(x_2)$. We will call this intersection F . F is the image of $C(x_1)$ under the two reflections described above, which implies that $\|C(x_1) - Q\| = \|F - Q'\|$. This means that $\|F - Q'\| = \|Q' - C(x_2)\|$ so we can apply Proposition 13 with $A \leftarrow F$, $B \leftarrow C(x_2)$, and $Q \leftarrow Q'$ to get $\|F - Q'\| + \|Q' - C(x_2)\| \geq \|F - P\|$.

References

- [BEG⁺99] Julien Basch, Jeff Erickson, Leonidas J. Guibas, John Hershberger, and Li Zhang. Kinetic collision detection for two simple polygons. In *Proceedings of the 10th Annual ACM-SIAM Symposium on Discrete Algorithms*, pages 102–111, 1999.
- [BEH⁺02] Eric Berberich, Arno Eigenwillig, Michael Hemmer, Susan Hert, Kurt Mehlhorn, and Elmar Schömer. A computational basis for conic arcs and boolean operations on conic polygons. In *Proceedings of the 10th Annual European Symposium on Algorithms*, volume 2461 of *Lecture Notes in Computer Science*, pages 174–186, Rome, Italy, September 2002.
- [Dan71] Y.M. Danilin. Estimation of the efficiency of an absolute-minimum-finding algorithm. *USSR Computational Mathematics and Mathematical Physics*, 11:261–267, 1971.
- [DFMT02] Olivier Devillers, Alexandra Fronville, Bernard Mourrain, and Monique Teillaud. Algebraic methods and arithmetic filtering for exact predicates on circle arcs. *Computational Geometry: Theory and Applications*, 22:119–142, 2002.
- [DLOM00] Erik D. Demaine, Alejandro López-Ortiz, and J. Ian Munro. Adaptive set intersections, unions, and differences. In *Proceedings of the 11th Annual ACM-SIAM Symposium on Discrete Algorithms*, pages 743–752, San Francisco, California, January 2000.
- [ECW92] Vladimir Estivill-Castro and Derick Wood. A survey of adaptive sorting algorithms. *ACM Computing Surveys*, 24(4):441–476, December 1992.
- [FLN03] Ronald Fagin, Amnon Lotem, and Moni Naor. Optimal aggregation algorithms for middleware. *Journal of Computer and System Sciences*, 66(4):614–656, 2003.
- [GW90] Oliver Günther and Eugene Wong. The arc tree: an approximation scheme to represent arbitrary curved shapes. *Computer Vision, Graphics, and Image Processing*, 51:313–337, 1990.
- [HJ95] Pierre Hansen and Brigitte Jaumard. Lipschitz optimization. In Reiner Horst and Panos M. Pardalos, editors, *Handbook of Global Optimization*, pages 407–494. Kluwer, 1995.
- [HJL91] Pierre Hansen, Brigitte Jaumard, and Shi-Hui Lu. On the number of iterations of piyavskii’s global optimization algorithm. *Mathematics of Operations Research*, 16(2):334–350, May 1991.
- [JC98] David E. Johnson and Elaine Cohen. A framework for efficient minimum distance computation. In *Proceedings of the IEEE Conference on Robotics and Animation*, pages 3678–3683, May 1998.
- [LS02] Christian Lennerz and Elmar Schömer. Efficient distance computation for quadratic curves and surfaces. In *Proceedings of the 2nd Conference on Geometric Modeling and Processing*, pages 60–69, 2002.
- [Piy72] S.A. Piyavskii. An algorithm for finding the absolute extremum of a function. *USSR Computational Mathematics and Mathematical Physics*, 12:57–67, 1972.
- [Sny92] John M. Snyder. Interval analysis for computer graphics. *ACM SIGGRAPH Computer Graphics*, 26(2):121–130, July 1992.
- [TWW88] J.F. Traub, G.W. Wasilkowski, and H. Woźniakowski. *Information-Based Complexity*. Academic Press, New York, 1988.
- [Wei02] Ron Wein. High-level filtering for arrangements of conic arcs. In *Proceedings of the 10th Annual European Symposium on Algorithms*, volume 2461 of *Lecture Notes in Computer Science*, pages 884–895, Rome, Italy, September 2002.